

# 2023

# ACCESSORIES



RECREATION SIDE-BY-SIDE

PURE SPORT SIDE-BY-SIDE

UTILITY SIDE-BY-SIDE

UTILITY ATV

SPORT ATV

## RECREATION SIDE-BY-SIDE

WOLVERINE® RMAX®2 1000 .....	6
WOLVERINE RMAX4 1000 .....	18
WOLVERINE X2® 850 .....	30
WOLVERINE X4® 850 .....	42

## PURE SPORT SIDE-BY-SIDE

YXZ®1000R / SS .....	56
----------------------	----

## UTILITY SIDE-BY-SIDE

VIKING® / VIKING VI .....	72
---------------------------	----

## UTILITY ATV

GRIZZLY® .....	80
KODIAK® 700 .....	86
KODIAK 450 .....	92

## SPORT ATV

YFZ®450R .....	98
RAPTOR® 700R / RAPTOR 700 .....	104

## WINCHES & MOUNTS .....

108

## WHEELS & TIRES .....

118

## ADVENTURE PRO® .....

128

## UNIVERSAL .....

130

## LAST CHANCE ACCESSORIES .....

140

## QUICK-REFERENCE GUIDE –

## YAMALUBE® / YAMAHA GENUINE PARTS

ATV .....	151
SIDE-BY-SIDE .....	154

## CALIFORNIA REGULATIONS REGARDING EMISSION-RELATED PARTS AND ACCESSORIES .....

INSIDE BACK COVER





DON'T EXPECT IT.  
**DEMAND IT!**

When your Yamaha needs scheduled service, maintenance, repair, or that perfect accessory, nothing can replace **Yamaha Genuine Parts & Accessories**. Genuine parts are just that, the same high-quality parts originally specified by the engineers for your Yamaha. What's more, Yamaha Accessory engineers work hand-in-hand with the same team of engineers that designed your Yamaha to develop Yamaha Genuine Accessories.

Making your vehicle look and perform as only a Yamaha can takes advanced research and the use of state-of-the-art materials. But that's not all. By continually subjecting these parts and accessories to a demanding testing program designed to evaluate functionality and durability, we give you peace of mind – no need to worry about inferior aftermarket parts.

Yamaha Genuine Accessories always deliver the highest fit, finish, and style while Yamaha Genuine Parts provide the same true quality and performance as the original part that was on your Yamaha, every time.

Whether in the dirt, on the road, through the snow, or over the water...  
**Don't Expect It, Demand It!®**

Professional driver on a closed course. Always wear your seat belt, helmet, eye protection and protective clothing.







# RECREATION SIDE-BY-SIDE ACCESSORIES





**NEW! WOLVERINE WIND  
DEFLECTOR**  
B4J-F83M0-V0-00



**YAMAHA 60W LED LIGHT BAR -  
15"**  
BG4-H4104-V0-00



**NEW! SIDE VIEW MIRRORS**  
B4M-F62A0-V0-00



**FRONT BRUSH GUARD**  
B4J-F84L0-V0-00



# WOLVERINE RMAX2 1000



**ROCK SLIDERS**  
B4M-F11D0-V0-00



**NEW! WOLVERINE RMAX2  
BED RACK**  
B4M-F48A0-V0-00



**NEW! WOLVERINE  
BED EXTENDER**  
B4J-F84CA-V0-00



**NEW! WOLVERINE RMAX  
OVERFENDERS**  
B4M-F15E0-V0-00 (Front)  
B4M-F15G0-V0-00 (Rear)

AUDIO

COLD  
WEATHER

HARNESSES

LIGHTING &  
ELECTRICAL

MIRRORS

PROTECTION

STORAGE

TOPS

WINDSHIELDS  
& ENCLOSURES

GENUINE  
SERVICE PARTS

## A. AUDIO KIT

The Yamaha engineers collaborated with SSV Works® to build this custom audio kit that fits in the factory doors of your Wolverine. Utilizing custom-tuned speaker pods, factory mounting locations and simple plug-and-play wiring, you get the best sounding and best fitting audio system. This system is even expandable when you add a powered subwoofer and additional speaker pods (sold separately).

- Easy installation with integrated mount locations for a user-friendly and out-of-the-way design
- Bluetooth®, AM/FM, and dash-mounted AUX input-friendly
- Includes MRB3 head unit, 200 watt amp, wiring and two 6.5" SSV marine grade speakers
- Compatible with all OEM doors and the Yamaha Hard Cab
- Powered Subwoofer: (B4J-H81S0-V1-00), sold separately

Fits '21-'23 Wolverine RMAX2 1000

**B4J-H81C0-S0-00**

## B. 8" POWERED SUBWOOFER

Nothing makes audio sound better than a Powered Subwoofer. This 8" Subwoofer is custom built to fit under the seat and is completely sealed and waterproof. With 200 watts of power, your friends will feel and hear you coming down the trail.

- Custom designed 8" sub with SMC sub enclosure
- Mounting location under driver's seat to maintain cargo space
- Rewiring included for all models equipped with factory audio system
- Compatible with Heater Kit and 2nd Battery Kit

Fits '21-'23 Wolverine RMAX2 1000

**B4J-H81S0-V1-00**

## C. CAB HEATER KIT

The Cab Heater produces heat via the engine coolant with the new Thermostat Bypass to add extra warmth and comfort, without sacrificing any cargo space. The Cab Heater vents, electrical and mounting are all designed for a factory look and feel.

- Thermostat Bypass provides quick and constant flow of warm air in all weather conditions
- 22,000 BTU/hr and a 240 CFM blower for maximum heating comfort
- Compact design to maximize available cargo space
- 4 vents: 2 defrosting and 2 dash/cab vents
- Integrated wire harness for plug-and-play with designated mounting and drill points for vents
- 3-position rocker switch
- Vent/heater hose and clamps
- Dealer installation recommended
- Includes all necessary hardware needed for installation

Fits '21-'23 Wolverine RMAX2 1000

**B4J-K75L0-V0-00**

## D. SNOW PLOW MOUNT

The Yamaha Genuine Snow Plow Mount easily attaches to the Wolverine RMAX 1000 without affecting terrainability

- Easy-on, easy-off rapid connection system is located at the front of the vehicle, removing the need to crawl under the unit
- No need to remove mount during non-plowing seasons, ground clearance not affected
- Front-mount systems offer the highest blade lifting capability

Fits '21-'23 Wolverine RMAX2 1000

**B4J-F84Y0-V0-00**

## E. GYTR® 4-POINT HARNESS

The GYTR 4-Point Harness combines the shoulder and lap belts for a secure front-seat restraint for your RMAX. The OEM-style buckle, durable shoulder padding and adjustable straps ensure maximum comfort and added confidence for long days on the trail.

- Adjustable padded straps provide excellent comfort
- Pull tabs for convenient adjustment while wearing the recommended safety gear
- Retains operation of driver's side seatbelt indicator
- OEM-style buckle for ease of use
- Includes 2 harnesses
- Requires GYTR Harness Mount: (B4J-F47P0-V0-00), sold separately
- Complies with ANSI/ROHVA standards when installed with the GYTR Harness Mount

Fits '21-'23 Wolverine RMAX2 1000

**B4M-F47K0-V0-00**




A



B



C



D



E





A

**A. GYTR® HARNESS MOUNT**

The GYTR Harness Mount eases the installation of the upper harness straps without modification to the OEM roof support and positions the angle of the straps to provide excellent comfort to the GYTR 4-Point Harness (front and rear sold separately).

- Compatible with either 2" or 3" harnesses
- Constructed of strong, forged aluminum material with a powder coated finish for added durability
- Ease of installation utilizing common hand tools
- Includes seat back belt guide for proper strap placement and excellent comfort
- Sold in pairs

*Fits '21-'23 Wolverine RMAX2 1000*

**B4J-F47P0-V0-00**

**B. ADVENTURE PRO POWERED BY MAGELLAN®**

The Adventure Pro powered by Magellan® is like having a built-in computer that communicates directly with your Wolverine RMAX 1000. Key data is tracked while real-time vehicle stats are displayed. The addition of the high-sensitivity GPS with tracking and timing modes lets you can share your trail experiences to social media while the built-in front and rear facing cameras capture those perfect moments.

- 7" color LCR transmissive display — no need to remove gloves to use touchscreen
- Lockable dock to secure dash-integrated display
- WiFi capable and Bluetooth® connectivity
- Waterproof and shockproof
- Unit-integration capabilities: vehicle speed, gear position, coolant temperature, battery voltage, 4WD status and vehicle warnings
- Pre-loaded maps of U.S. and Canada with Yamaha dealerships
- Includes Yamaha-exclusive website to plan and share rides with other Yamaha riders on TRX Trailhead ([www.yamahaaadventurepro.com](http://www.yamahaaadventurepro.com))

*Fits '21-'23 Wolverine RMAX2 1000*

**B4J-H21J0-V0-00**



B

**C. YAMAHA 60W LED LIGHT BAR - 15"**

With the Yamaha 60W LED Light Bar you get the complete lighting solution you would expect from Yamaha Genuine Accessories but at a fraction of the cost. No compromise on quality as we still utilize components like Carling®-style switches and marine-grade connectors, along with everything else you need to install on your side-by-side.

- 12 - 5W Cree® LEDs
- Newly designed wide spot reflector for improved light dispersion over standard light bars
- 50,000 hour life span
- Aluminum extruded housing
- Custom Yamaha end caps
- Flexible mounting base with lateral mounting capability
- Vehicle wiring harness with roof grommet
- Illuminated 2-position switch
- Low power consumption
- Beam configuration: 4 wide spot, 4 spot, 4 wide spot (15")
- Includes mounts

*Fits '21-'23 Wolverine RMAX2 1000*

**BG4-H4104-V0-00**



C

**D. YAMAHA 10W ACCESSORY POD LIGHTS**

These 2.5" accessory lights are a great addition to point light where your headlights can't reach. These 10W LEDs shine an extremely bright beam while drawing very little power. Their compact size makes them versatile and allows you to mount them just about anywhere on your SxS.

- Can be mounted on any flat area
- 360° adjustability
- Requires Front Pod Light Mount Kit (B4J-H4010-V0-00), sold separately
- Sold in pairs and includes a harness and switch

*Fits '21-'23 Wolverine RMAX2 1000*

**2HC-H4104-L0-00**



D

AUDIO

COLD  
WEATHER

HARNESSES

LIGHTING &  
ELECTRICAL

MIRRORS

PROTECTION

STORAGE

TOPS

WINDSHIELDS  
& ENCLOSURESGENUINE  
SERVICE PARTS

AUDIO

COLD  
WEATHER

HARNESES

LIGHTING &  
ELECTRICAL

MIRRORS

PROTECTION

STORAGE

TOPS

WINDSHIELDS  
& ENCLOSURES

GENUINE  
SERVICE PARTS

GENUINE  
SERVICE PARTS

GENUINE  
SERVICE PARTS

GENUINE  
SERVICE PARTS

GENUINE  
SERVICE PARTS

GENUINE  
SERVICE PARTS

GENUINE  
SERVICE PARTS

GENUINE  
SERVICE PARTS

GENUINE  
SERVICE PARTS

GENUINE  
SERVICE PARTS

GENUINE  
SERVICE PARTS

GENUINE  
SERVICE PARTS

GENUINE  
SERVICE PARTS

GENUINE  
SERVICE PARTS

GENUINE  
SERVICE PARTS

GENUINE  
SERVICE PARTS

GENUINE  
SERVICE PARTS

## A. FRONT POD LIGHT MOUNT KIT

The Front Pod Light Mount Kit eases installation of up to four pod lights to the OE Front Grab Bar.

- Multiple angle adjustments of pod light to meet lighting needs
- Either one or two pod lights per mount
- LE and XT-R models' front grab bar allows installation of 4 pod lights
- With easy bolt-on, no modifications to the Front Grab Bar required
- Compatible with Accessory Front Grab Bar (B4J-F84L0-V0-00), sold separately
- Recommended Pod Light Kit (2HC-H4104-L0-00), sold separately
- Kit includes 2 brackets and necessary hardware

*Fits '21-'23 Wolverine RMAX2 1000*  
**B4J-H4010-V0-00**

## B. 2ND BATTERY KIT

The last thing you need is to be stranded with a discharged battery. This 2nd Battery Kit enables the use of two batteries, saving the main battery for essential functions like starting. If both batteries need charging, the main battery is charged first. Kit mounts underneath the driver seat, making for a simpler electrical access point for all electrical connections.

- Includes cut-to-length wiring and mounting brackets
- No loss of cargo space as it mounts underneath the driver seat
- Battery not included. GS® U1L-11 battery or equivalent recommended, sold separately. Please contact your local Yamaha dealer.

*Fits '21-'23 Wolverine RMAX2 1000*  
**BG4-H21B0-V0-00**

## C. LIGHTED ON-COMMAND® SWITCH

Upgrade your Wolverine RMAX 1000 with this sleek blue LED Lighted On-Command switch for a high quality look and feel.

- Easy plug-and-play installation
- Complements the color scheme of the gauge
- Replaces the non-lighted On-Command switch

*Fits '21-'23 Wolverine RMAX2 1000*  
**B4J-87280-00-00**

## D. LIGHTED D-MODE SWITCH

Upgrade your Wolverine RMAX 1000 with the Lighted D-Mode Switch, and change how power is delivered in different terrains and conditions. Sport Mode provides an exciting experience, Trail Mode smooths out the ride and Crawl Mode eases the power to the ground for perfect traction.

- Simple plug-and-play installation
- 3-position selection
- Sport: high response feeling
- Trail: well-balanced, smooth response
- Crawl: Smooth throttle, especially in low speeds
- Backlighting complements the gauge lighting color

*Fits '21-'23 Wolverine RMAX2 1000*  
**B4J-87280-10-00**

## E. LED LIGHTED HEADLIGHT SWITCH

The Lighted Headlight Switch upgrades the Standard Wolverine RMAX 1000 to the same switch found in the Special and Limited Edition units.

- Blue LED light complements the color scheme of the gauge
- Easy plug-and-play installation
- Replaces the non-lighted headlight switch



*Fits '21-'23 Wolverine RMAX2 1000*  
**B4J-82526-00-00**

## F. SPEED MANAGEMENT KEY

The Factory Yamaha Speed Management Key limits the top speed to meet any special requirements from job sites or operating conditions, without affecting power. The key can be removed in either restricted or unrestricted mode for proper operation.

- Full engine power while limiting speed to 25 mph
- Maintains full confidence in challenging terrains and preserves entire 2000 lb of towing capability
- Works with the YCC-T® system to prevent surging or rev limiter feeling
- Easy plug-and-play installation

*Fits '21-'23 Wolverine RMAX2 1000*  
**BG4-8250A-00-00**







A

### A. INTERIOR FOOTWELL LIGHT KIT

The Interior Footwell Light Kit upgrades the Wolverine RMAX 1000 that are not factory equipped with the blue LED interior lighting and provides an easy plug-and-play way to get this factory option on any model.

- Plug-and-play installation with integrated mounting locations
- Key-on illumination

Fits '21-'23 Wolverine RMAX2 1000

**B4J-H54C0-V0-00**

### B. ACCESSORY POWER LEAD KIT

The Accessory Power Lead Kit wires your preferred accessories to the unit's five pre-wired switched 12 V DC power couplers which are located under the dash of all Wolverine models.

- Kit includes components for up to 5 accessories
- 5 accessory leads
- 10 heat shrink butt connectors
- No modification of factory wiring harness
- 20 amp combined maximum

Fits '21-'23 Wolverine RMAX2 1000

**B4J-H25B0-V0-00**

### C. BED LIGHTING

The Bed Lighting will illuminate the Wolverine RMAX2 1000 bed when you're hunting, working or enjoying the trails at night.

- Excellent illumination with dual 5 watt LED lights
- Integrated mounts in both the OE Suntop and the Accessory Hard Rear Window Kit for easy installation
- Blue LED Backlit Rocker Switch matches OEM dash lights and mounts to integrated dash points
- Plug-and-play wiring with all factory connectors

Fits '21-'23 Wolverine RMAX2 1000

**B4M-H54D0-V0-00**



\*Image reflects  
1 of 5 power leads included in kit

B



C

### D. YAMAHA GENUINE CENTER MIRROR

Experience enhanced visibility in style with this center mirror.

The mirror surface is made from glass to provide superior optical clarity and exceptional scratch resistance.

- Glass construction provide excellent optical clarity with no distortion and unsurpassed scratch resistance
- Composite polymer Injection molded body construction for strength and durability
- Internal structural ribbing prevents flexing and minimizes vibration
- Toolless angle adjustment
- Requires mounting bracket or clamp for installation

Fits all SxS models

**BAS-F6206-V0-00**

### E. CENTER MIRROR MOUNTING BRACKET

Use this bracket to mount the center mirror to your Yamaha side-by-side using the integrated flow drill holes already in the Rollover Protection Structure (ROPS). Provides the optimal angle and view point for the center mirror.

- All steel construction for durability and minimal vibration
- Exceptional rust and weather durability by being both E-coated and powder-coated
- No drilling required
- All hardware included

Fits '21-'23 Wolverine RMAX2 1000

**BAS-F621H-V0-00**



D

### F. YAMAHA UNIVERSAL MIRROR CLAMP

With this all steel clamp you will be able to mount the Yamaha Center Mirror (BAS-F6206-V0-00), sold separately, to any 1.5" ROPS.

- Powder-coated steel construction
- Stainless Steel HDW
- Simple 1 bolt installation
- Universal adjustment

Fits all SxS models

**BAS-K7135-V0-00**



E



F

AUDIO

COLD  
WEATHER

HARNESSES

LIGHTING &  
ELECTRICAL

MIRRORS

PROTECTION

STORAGE

TOPS

WINDSHIELDS  
& ENCLOSURES

GENUINE  
SERVICE PARTS



AUDIO

COLD  
WEATHER

HARNESSES

LIGHTING &  
ELECTRICAL

MIRRORS

PROTECTION

STORAGE

TOPS

WINDSHIELDS  
& ENCLOSURES

GENUINE  
SERVICE PARTS

## A. NEW! SIDE VIEW MIRRORS

The Yamaha-developed Side View Mirrors provide an excellent view and unmatched durability. The wide-angle, distortion-free glass viewing area provides great clarity and rearward visibility. Automotive style fold-away action provides added convenience when pulling in enclosed trailers or on tight trails by reducing the need to readjust the viewing area after folding back. Ultra tough diecast aluminum pivots provide the durability you've come to expect from Yamaha.

- Wide angle provides the optimal distortion-free view for off road use
- Scratch resistant glass viewing area
- Automotive fold-away action
- Diecast aluminum pivot mechanism
- Requires mounts (see below), sold separately

*Fits all SxS models*

**B4M-F62A0-V0-00**

A



## B. NEW! WOLVERINE SIDE VIEW MIRROR MOUNTS

The all-new Yamaha Mirror Mount lineup features durable diecast aluminum construction and seamless integration for Wolverine models.

*Fits '21-'23 Wolverine RMAX2 1000*

**B4M-F6206-V0-00**

B



## C. NEW! UNIVERSAL SXS SIDE VIEW MIRROR MOUNTS

The all-new Yamaha Mirror Mount lineup provides integration for all Yamaha Side-By-Side models with 2" and 1.75" ROPS.

*Fits all SxS models with 2" and 1.75" ROPS Mount*

**B4J-F6206-V0-00**

C



D



## D. NEW! SIDE VIEW MIRROR CAB MOUNTS

The all-new Yamaha Mirror Mount lineup is constructed from ultra-durable billet aluminum with matched black textured finish offering up superior performance and next-level integration for Wolverine models with cab enclosures.

*Fits '21-'23 Wolverine RMAX2 1000*

**B4J-F6206-T0-00**

## E. FRONT BRUSH GUARD

The Yamaha Genuine Front Brush Guard not only protects critical components like the front grille and headlights but also enhances the overall styling of your Wolverine RMAX 1000 and is compatible with all Yamaha Genuine accessories.

- Complete front coverage that protects headlights and front body panels from trail debris
- All-steel 1.5" tubing with E-Coating and powder coating that perfectly matches the RMAX
- Seamless modular installation with the OE Front Grab Bar
- Compatible with either Standard or Premium Front Grab Bars
- Requires trimming of XT-R and Limited Edition Front Grab Bar covers

*Fits '21-'23 Wolverine RMAX2 1000*

**B4J-F84L0-V0-00**

E



## F. REAR BRUSH GUARD

The Yamaha Genuine Rear Brush Guard provides additional protection to the tailgate and taillights while also supporting optional lighting additions.

- Integrated mounting points for a secure and easy installation
- Robust, extended design for additional lower coverage
- All-steel 1.5" tubing with E-Coating and powder coating protection that matches the unit's ROPS for exceptional durability
- Integrated mounting locations for optional Pod Light (2HC-H4104-L0-00), sold separately

*Fits '21-'23 Wolverine RMAX2 1000*

**B4M-F85E0-V0-00**

F



## G. FRONT BASH PLATE

The stylish aluminum Front Bash Plate protects the front drive components from trail debris.


- Hybrid design of 1/8" brushed aluminum and 1/8" of E-coated and power-coated steel reinforce the plate for increased durability
- Style complements the RMAX look
- Integrated mounting locations for easy installation
- Maintains full function of tie down points
- Compatible with the UHMW Skid Plates

*Fits '21-'23 Wolverine RMAX2 1000*

**B4J-F84N0-V0-00**

G





A

### A. SKID PLATE

Built from Ultra High Molecular Weight Polyethylene (UHMWPE), this Skid Plate resists damage and helps the Wolverine easily slide over rocks. Steel or aluminum skid plates are loud and can bend and gouge while tackling rugged terrain, but these UHMWPE plates provide expectational protection while maintaining their integrity.

- Constructed from 3/8" of the tough, self-lubricating UHMWPE that is 55% stronger than HMWPE
- Integrated mounting points with no loose clamps or nuts
- Simple to remove and no loss of service access points
- Recessed corrosion-resistant hardware
- Compatible with Front Skid Plate, Rock Sliders, and A-Arm Guards

Fits '21-'23 Wolverine RMAX2 1000

**B4J-F84P0-V0-00**

### B. ROCK SLIDERS

Explore further with the Yamaha Genuine Rock Sliders. Take on the toughest trails with confidence with an added layer of protection to the vehicle's frame.

- 1/8" of reinforced steel to withstand trail obstacles
- Full-length, plated structure
- Integrated mounting locations for easy installation
- Silver color complements Wolverine RMAX2 1000 style
- Pair with Full Under Body UHMWPE Skid Plates (sold separately) for ultimate protection

Fits '21-'23 Wolverine RMAX2 1000

**B4M-F11D0-V0-00**



B

### C. FRONT A-ARM GUARDS

The Yamaha Genuine A-Arm Guards add extra protection to the Wolverine RMAX 1000 A-Arms, CVJ boots, and axle components and utilize factory-integrated mounting points with OEM-level hardware for an unmatched fit and finish.


- 1/8" of all-aluminum construction
- Brushed finish matches Front Skid Plate (sold separately)
- Billet machine spacers welded to the skid plate and integrated mounting points ease installation
- Recessed mounting hardware resists snags
- Clean out port for self-draining and washing

Fits '21-'23 Wolverine RMAX2 1000

**B4J-F31A0-V0-00**



C



D

### D. REAR A-ARM GUARDS

The Yamaha Genuine A-Arm Guards add extra protection to the A-Arms, CVJ boots, and axle components and utilize factory-integrated mounting points with OEM-level hardware for unmatched fit and finish.

- 1/8" of all-aluminum construction
- Billet machine spacers welded to the skid plate and integrated mounting points ease installation with no loose spacers
- Recessed mounting hardware resists snags
- Clean out port eases self-draining and washing

Fits '21-'23 Wolverine RMAX2 1000

**B4M-F21A0-V0-00**

### E. NEW! WOLVERINE RMAX OVERFENDERS

The new Wolverine RMAX Overfenders provide additional mud and water protection while matching the aggressive styling.

- Thermo-formed plastic
- Provides additional protection from mud and water with both stock and accessory wheels and tires

**NOTE:** Drilling of fenders required for installation.

Fits '21-'23 Wolverine RMAX2 1000

**B4M-F15E0-V0-00 (Front)**

**B4M-F15G0-V0-00 (Rear)**



(Front)

(Rear)

E

### F. NEW! WOLVERINE RMAX2 BED RACK

The new Bed Rack fits all Wolverine RMAX2 1000 models. Solid steel construction.

- Increases bed cargo area over 40%
- Integrated MOLLE panels for additional storage
- Reinforced whip flag mounts
- Integrated rear pod light mounting
- Works with the Rear Cargo Box (in the rear position) and both soft and hard enclosures
- Not compatible with Spare Tire Carrier
- Weight limit: 50 lb. (22.6 kg)

Follow the Owner's Manual and all labels on the vehicle when using this product to carry cargo.

Fits '21-'23 Wolverine RMAX2 1000

**B4M-F48A0-V0-00**



F

AUDIO

COLD  
WEATHER

HARNESSES

LIGHTING &  
ELECTRICAL

MIRRORS

PROTECTION

STORAGE

TOPS

WINDSHIELDS  
& ENCLOSURES

GENUINE  
SERVICE PARTS



AUDIO

COLD  
WEATHER

HARNESES

LIGHTING &  
ELECTRICAL

MIRRORS

PROTECTION

STORAGE

TOPS

WINDSHIELDS  
& ENCLOSURES

GENUINE  
SERVICE PARTS

### A. NEW! WOLVERINE BED EXTENDER

The new Bed Extender fits all 2018+ Wolverine models. Solid steel construction provides 8 additional tie down points as well as additional storage area.

- 33% increase in storage area on RMAX2 models
- Toolless removal and install with provided thumbscrews (after initial install is complete)

*Follow the Owner's Manual and all labels on the vehicle when using this product to carry cargo.*

*Fits '21-'23 Wolverine RMAX2 1000*  
**B4J-F84CA-V0-00**

### B. REAR CARGO BOX

Yamaha has created a Rear Cargo Box to provide maximum storage space without sacrificing the versatility of your Wolverine. Fits perfectly in the rear cargo area for additional storage with style to match. This lockable box works great with or without Yamaha's optional cab systems.

- Integrated cup holders
- Lockable and water-resistant
- Maintains full functionality of tailgate
- Two integrated mounting points for easy installation
- No tools needed for installation and/or removal
- Capacity: 24 gallons (approximately 3.2 cu. ft.)

*Fits '21-'23 Wolverine RMAX2 1000*  
**B8K-F83P0-V0-00**

### C. SPARE TIRE MOUNT

The Yamaha Genuine Spare Tire Mount securely installs to the bed of the Wolverine using all factory mounting points to hold up to a 32" tire.

- Fits a variety of wheels and sizes with up to a 32" tire
- Steel construction with satin powder coat finish
- Integrated mounting points for easy installation
- Maintains bed tilt function
- Compatible with the Rear Cargo Box (B8K-F83P0-V0-00), sold separately

*\*Wheel and tire not included*

*Fits '21-'23 Wolverine RMAX2 1000*  
**B4M-K75J0-V0-00**

### D. POLYETHYLENE SUNTOP

Built with the highest quality, the Yamaha Genuine Polyethylene Suntop offers unmatched fit and finish for your Wolverine RMAX2 1000.

- Designed and tested to minimize damage from the trail
- Integrated rain channel sheds water away from occupants
- Simple installation
- Lightweight design with additional reinforcement in critical areas
- Supports Yamaha Genuine accessories
- Compatible with all hard and soft cab enclosures
- Includes all necessary hardware needed for installation

*Fits '21-'23 Wolverine RMAX2 1000*  
**B4M-K84A0-V0-00**

### E. FOLDING POLYCARBONATE WINDSHIELD

Made from shatter-resistant polycarbonate, the Yamaha Genuine Windshield is 300% more scratch resistant due to hard-coating on both sides.

- 3/16" of optical-grade polycarbonate for superior clarity ad rigidity
- Exclusive Yamaha-engineered toolless quick-release with glass-filled nylon clamps
- Seamless integration with the vehicle's hood and suntop for a perfect fit and superior sealing
- Designed to be trailered
- Works with the Yamaha Genuine Soft Enclosure Covers. (compatible with Hard Cab System Doors)
- Replacement parts available:
  - Hood Bumper Kit: (B4M-K7240-V0-00)
  - Latch Kit: (B4M-K7260-V0-00)
  - Clamps: (BG4-F72C2-V0-00)

*Fits '21-'23 Wolverine RMAX2 1000*  
**B4M-F83J0-V0-00**



A




B



C



D



E



A



B



C



D



E

**A. HALF POLYCARBONATE WINDSHIELD**

Made from shatter-resistant polycarbonate, the Yamaha Genuine Windshield is 300% more scratch resistant due to hard-coating on both sides.

- 3/16" of optical-grade polycarbonate for superior clarity and rigidity
- Exclusive Yamaha-engineered toolless quick-release with glass-filled nylon clamps
- Seamless integration with the vehicle's hood and suntop for a perfect fit and superior sealing
- Designed to be trailered
- Works with the Yamaha Genuine Soft Enclosure Covers (not compatible with Hard Cab System Doors)
- Replacement parts available:
  - Hood Bumper Kit: (B4M-K7240-V0-00)
  - Latch Kit: (B4M-K7260-V0-00)
  - Clamps: (BG4-F72C2-V0-00)

Fits '21-'23 Wolverine RMAX2 1000  
**B4M-F83J0-T0-00**

**B. FULL POLYCARBONATE WINDSHIELD**

Made from shatter-resistant polycarbonate, the Yamaha Genuine Windshield is 300% more scratch resistant due to hard-coating on both sides.

- 3/16" of optical-grade polycarbonate for superior clarity and rigidity
- Exclusive Yamaha-engineered toolless quick-release with glass-filled nylon clamps
- Seamless integration with the vehicle's hood and suntop for a perfect fit and superior sealing
- Designed to be trailered
- Works with the Yamaha Genuine Soft Enclosure Covers (not compatible with Hard Cab System Doors)
- Replacement parts available:
  - Clamps: (BG4-F72C2-V0-00)

Fits '21-'23 Wolverine RMAX2 1000  
**B4J-F83J0-V0-00**

**C. NEW! WOLVERINE WIND DEFLECTOR**

The new 3D-formed Half Polycarbonate Wind Deflector provides smooth airflow while complementing the quality look and feel of the Wolverine SXS lineup.

- 3/16" of optical-grade polycarbonate for superior clarity and rigidity
- Hard coated on both sides for 300% more scratch resistance vs standard polycarbonate
- New 3D-formed shape provides smoother air flow and improved styling
- New silk-screened border provides quality look
- Exclusive Yamaha-engineered toolless quick-release clamps
- Seamless integration with the vehicle's hood for a perfect fit
- Works with the Yamaha Genuine Soft Enclosure Covers (not compatible with Hard Cab System Doors)

Fits '21-'23 Wolverine RMAX2 1000  
**B4J-F83M0-V0-00**

**D. GLASS WINDSHIELD WITH WIPER AND WASHER SYSTEM**

The Yamaha Genuine Glass Front Windshield utilizes laminated glass and features an integrated Wiper and Washer System.

- Constructed of 1/4" thick laminated glass for the highest level of scratch resistance
- Washer System seamlessly mounts under Wolverine's hood
- Includes integrated pillar mounts for an OEM fit and finish for all wiring and mounting
- Designed to be trailered
- Requires Suntop (B4M-K84A0-V0-00), sold separately
- Works with Yamaha Genuine Hard Cab Enclosures (not compatible with the Soft Cab Covers)

Fits '21-'23 Wolverine RMAX2 1000  
**B4J-F83J0-T0-00**

**E. SLIDING GLASS REAR WINDOW**

The Yamaha Genuine Sliding Glass Rear Window keeps the elements out, maximizes airflow and allows cargo access from inside the cab.

- Integrated mounting points for easy installation
- Sliding window's secure latch prevents opening in rough terrain and unauthorized entry
- Tinted, tempered glass construction
- Compatible with all Yamaha Genuine accessories

Fits '21-'23 Wolverine RMAX2 1000  
**B4M-K750A-V0-00**

AUDIO

COLD  
WEATHER

HARNESSES

LIGHTING &  
ELECTRICAL

MIRRORS

PROTECTION

STORAGE

TOPS

WINDSHIELDS  
& ENCLOSURESGENUINE  
SERVICE PARTS



AUDIO

COLD  
WEATHER

HARNESES

LIGHTING &  
ELECTRICAL

MIRRORS

PROTECTION

STORAGE

TOPS

WINDSHIELDS  
& ENCLOSURES

GENUINE  
SERVICE PARTS

A. SOFT REAR WINDOW

The Yamaha Genuine Soft Rear Window perfectly fits your Wolverine while providing cargo protection from the elements. Works with the soft side enclosure, suntop and poly windshields for a complete enclosure.

- Window can be rolled up and secured with straps to increase ventilation or when not in use
- Quick snap-on/pull-off installation
- Attaches with hook-and-loop and riveted snap
- Made from durable Sur Last® 300 denier nylon and clear vinyl
- Highly recommended to be used with Polycarbonate Front Fixed or Folding Windshield (all sold separately)
- Requires Hard Suntop: (B4M-K84AV-00-00) sold separately or comes standard on some models
- Dealer installation recommended (drilling and riveting required)

*Fits '21-'23 Wolverine RMAX2 1000*  
**B4M-K750A-T0-00**

B. SOFT SIDE COVERS

Yamaha Genuine Soft Side Enclosure perfectly fits your Wolverine while providing protection from the elements. Works with the soft rear window, suntop and poly windshields for a complete enclosure.

- Protects occupants against rain, wind, mud and light trail debris
- Zippers operate with doors for easy ingress and egress
- Windows can be rolled up and secured with straps when not in use
- Quick snap-on/pull-off installation
- Attaches with hook-and-loop and permanent riveted snap, removing the adhesive that gums up the panels and doors
- Made from durable Sur Last® 300 denier nylon and clear vinyl
- Rust- and UV-resistant
- Compatible with Soft Rear Window, and Fixed or Folding Poly Windshield (all sold separately)
- For ultimate element protection, Poly Windshield is recommended
- Requires Hard Suntop: (B4M-K84AV-00-00) (sold separately or comes standard on some models)
- Dealer installation recommended (drilling and riveting required)

*Fits '21-'23 Wolverine RMAX2 1000*  
**B4M-F17B0-V0-00**

C. HARD CAB ENCLOSURE KIT

With top tier OE styling and integration, the Wolverine RMAX2 1000 Hard Cab Enclosure is designed for the highest level of integration, comfort and quality. The Glass Windshield with Wiper and Washer System, Hard Front Cab Door Kit and Sliding Glass Rear Window are included for ultimate cab convenience and comfort. Combine with the accessory Heater System (sold separately) for even greater comfort and style.

- Requires Hard Polyethylene Suntop: (B4M-K84A0-V0-00), sold separately
- Hard Cab Enclosure Kit includes:
  - Glass Windshield: (B4J-F83J0-T0-00)
  - Hard Front Cab Door Kit: (B4M-K85A0-V0-00)
  - Sliding Glass Rear Window: (B4M-K750A-V0-00)
- Available speakers (sold separately):
  - Left Side Speaker Pod Assembly: (B4J-H8150-V0-00)
  - Right Side Speaker Pod Assembly: (B4J-H8170-V0-00)
  - Mounting Bolts: (901-19062-26) (Qty. 6 required)
- 60W LED Light Bar (BG4-H4104-V0-00), sold separately

*Fits '21-'23 Wolverine RMAX2 1000*  
**B4M-HDCAB-00-00**







A



B



C

## GENUINE SERVICE PARTS

## '21~'23 WOLVERINE RMAX2 1000

## YAMAHA GENUINE OILS &amp; FILTERS

Oil Capacity: Oil & Filter	4.39 US QT (4.15 L)
Engine Oil Grade	A*
Engine Oil Filter	5GH-13440-80-00
Transmission Oil Capacity	1.48 US QT (1.4 L)
Transmission Oil Grade	80W-90
Transmission Oil	ACC-GROIL-G5-QT

## YAMAHA GENUINE PARTS

Battery	11U-1LD00-00-00
Spark Plug	LMA-R8G18-00-00
Air Cleaner	B4J-E4451-00-00 (Primary) B4J-E4461-00-00 (Secondary)
Front Brake Pad Right	2HC-25805-00-00
Front Brake Pad Left	2HC-25805-00-00
Rear Brake Pad	B4J-25806-00-00
Rear Brake Pad Left	2HC-25806-00-00
Rear Brake Pad Right	2HC-25806-00-00
Drive Belt	B4J-17641-00-00

## A. HARD FRONT CAB DOOR KIT

With top tier OE styling and integration, the Wolverine RMAX 1000 Hard Cab Front Doors are designed for the highest level of durability, comfort and function.

- Tinted, tempered glass windows
- 3-position side windows range from the fully closed position to the vented or fully open position
- Storage pocket in each door
- Integrated mounting location for Yamaha Genuine door speaker pods
- Inside and outside dual-cast door latches with outside latch equipped with keyed lock
- Integrated mounting points for easy installation
- Includes new door hinges
- Required for complete Hard Cab enclosure (sold separately):
  - Polyethylene Suntop (B4M-K84A0-V0-00) (2-Seat)
  - Wolverine Glass Windshield with Wiper and Washer System (B4J-F83J0-T0-00)
  - For Wolverine RMAX2 1000: Sliding Glass Rear Window (B4M-K750A-V0-00)

Fits '21-'23 Wolverine RMAX2 1000

B4M-K85A0-V0-00

## B. AXLE ASSEMBLIES

Yamaha Genuine OE replacement axle drive assembly kit.

Fits '21-'23 Wolverine RMAX2 1000

B4J-2518F-00-00 (Front) (shown)

B4M-F531H-02-00 (Rear)

## C. WHEEL BEARING KIT

Yamaha Genuine OE replacement wheel bearing kit.

Fits '21-'23 Wolverine RMAX2 1000

B5H-WB024-00-00 (Front) (shown)

B4J-WB024-00-00 (Rear)

AUDIO

COLD  
WEATHER

HARNESSES

LIGHTING &  
ELECTRICAL

MIRRORS

PROTECTION

STORAGE

TOPS

WINDSHIELDS  
& ENCLOSURESGENUINE  
SERVICE PARTS

\*A = 10W-40, 10W-50, 20W-50 or 15W-50 OVER 40°F  
\*B = 10W40 or 10W50 BELOW 40°F; 5W-30 AT 30° or BELOW





**HARD CAB ENCLOSURE KIT**  
B4J-HDCAB-00-00



**CAB HEATER KIT**  
B4J-K75L0-V0-00



**YAMAHA 60W  
LED LIGHT BAR - 15"**  
BG4-H4104-V0-00



**FRONT A-ARM GUARDS**  
B4J-F31A0-V0-00

# WOLVERINE RMAX4 1000



**NEW!** SIDE VIEW MIRRORS  
B4M-F62A0-V0-00



FRONT BRUSH GUARD  
B4J-F84L0-V0-00



ROCK SLIDERS  
B4J-F11D0-V0-00



FRONT BASH PLATE  
B4J-F84N0-V0-00



AUDIO

COLD  
WEATHER

HARNESSES

LIGHTING &  
ELECTRICAL

MIRRORS

PROTECTION

STORAGE

TOPS

WINDSHIELDS  
& ENCLOSURES

GENUINE  
SERVICE PARTS

A. AUDIO KIT

The Yamaha engineers collaborated with SSV Works® to build this custom audio kit that fits in the factory doors of your Wolverine. Utilizing custom-tuned speaker pods, factory mounting locations and simple plug-and-play wiring, you get the best sounding and best fitting audio system. This system is even expandable when you add a powered subwoofer and additional speaker pods (sold separately).

- Easy installation with integrated mount locations for a user-friendly and out-of-the-way design
- Bluetooth®, AM, FM and dash-mounted AUX input-friendly
- Includes MRB3 head unit, 200 watt amp, wiring and two 6.5" SSV marine grade speakers
- Compatible with all OEM doors and the Yamaha Hard Cab
- Additional options (sold separately):
  - 4-Seat Overhead Speaker Pods: (B4J-H81D0-V0-00)
  - Powered Subwoofer: (B4J-H81S0-V1-00)

*Fits '21-'23 Wolverine RMAX4 1000*  
**B4J-H81C0-S0-00**

B. 8" POWERED SUBWOOFER

Nothing makes audio sound better than a Powered Subwoofer. This 8" Subwoofer is custom built to fit under the seat and is completely sealed and waterproof. With 200 watts of power, your friends will feel and hear you coming down the trail

- Custom designed 8" sub with SMC sub enclosure
- Mounting location under driver's seat to maintain cargo space
- Rewiring included for all models equipped with factory audio system
- Compatible with Heater Kit and 2nd Battery Kit

*Fits '21-'23 Wolverine RMAX4 1000*  
**B4J-H81S0-V1-00**

C. OVERHEAD SPEAKER KIT

Increase the performance of your Yamaha Genuine Audio Kit with these Overhead Speakers. Mounted in a custom-tuned speaker pod that is designed to maximize the audio quality and to fit the Wolverine perfectly, these pods are a direct plug into the Yamaha Genuine audio system.

- Two loaded 6.5" marine grade pod speakers
- Rugged, custom designed pods
- Plug-and-play wiring kit
- Great addition to the RMAX4 1000 factory audio kit
- Specifically designed with the Yamaha Genuine Suntop for perfect fit and finish

*Fits '21-'23 Wolverine RMAX4 1000*  
**B4J-H81D0-V1-00**

D. CAB HEATER KIT

The Cab Heater produces heat via the engine coolant with the Thermostat-bypass to add extra warmth and comfort, without sacrificing any cargo space. The Cab Heater vents, electrical and mounting are all designed for a factory look and feel.

- Thermostat bypass provides quick and constant flow of warm air in all weather conditions
- 22,000 BTU/hr. and a 240 CFM blower for maximum heating comfort
- Compact design to maximize available cargo space
- 4 vents: 2 defrosting and 2 dash/cab vents
- Integrated wire harness for plug-and-play with designated mounting and drill points for vents
- 3-position rocker switch
- Vent/heater hose and clamps
- Dealer installation recommended
- Includes all necessary hardware needed for installation

*Fits '21-'23 Wolverine RMAX4 1000*  
**B4J-K75L0-V0-00**

E. SNOW PLOW MOUNT

The Yamaha Genuine Snow Plow Mount easily attaches to the Wolverine RMAX 1000 without affecting terrainability.

- Easy-on, easy-off rapid connection system is located at the front of the vehicle, removing the need to crawl under the unit
- No need to remove mount during non-plowing seasons, ground clearance not affected
- Front-mount systems offer the highest blade lifting capability
- Compatible with WARN® ProVantage Snow Plow components

*Fits '21-'23 Wolverine RMAX4 1000*  
**B4J-F84Y0-V0-00**



A



B



C



D



E



A



B



C



D

### A. GYTR® 4-POINT HARNESS

The GYTR 4-Point Harness combines the shoulder and lap belts for a secure front-seat restraint for your RMAX. The OEM-style buckle, durable shoulder padding and adjustable straps ensure maximum comfort and added confidence for long days on the trail.

- Adjustable padded straps provide excellent comfort
- Pull tabs for convenient adjustment while wearing the recommended safety gear
- Retains operation of driver's side seatbelt indicator
- OEM-style buckle for ease of use
- Sold in pairs. Wolverine RMAX4 1000 requires two sets to accommodate both the front and rear seats.
- Requires GYTR Harness Mount: B4J-F47P0-V0-00 (sold separately)
- Complies with ANSI/ROHVA standards when installed with the GYTR Harness Mount

Fits '21-'23 Wolverine RMAX4 1000

**B4M-F47K0-V0-00 (Front)**

**B4J-F47K0-V0-00 (Rear)**

### B. GYTR® HARNESS MOUNT

The GYTR Harness Mount eases the installation of the upper harness straps without modification to the OEM roof support and positions the angle of the straps to provide excellent comfort to the GYTR 4-Point Harness (front and rear sold separately).

- Compatible with either 2" or 3" harnesses
- Constructed of strong, forged aluminum material with a powder coated finish for added durability
- Ease of installation utilizing common hand tools
- Includes seat back belt guide for proper strap placement and excellent comfort
- Sold in pairs. Wolverine RMAX4 1000 requires two sets to accommodate both the front and rear harnesses

Fits '21-'23 Wolverine RMAX4 1000

**B4J-F47P0-V0-00**

### C. ADVENTURE PRO POWERED BY MAGELLAN®

The Adventure Pro powered by Magellan® is like having a built-in computer that communicates directly with your Wolverine RMAX 1000. Key data is tracked while real-time vehicle stats are displayed. The addition of the high-sensitivity GPS with tracking and timing modes lets you can share your trail experiences to social media while the built-in front and rear facing cameras capture those perfect moments.

- 7" color LCR transmissive display — no need to remove gloves to use touchscreen
- Lockable dock to secure dash-integrated display
- WiFi capable and Bluetooth® connectivity
- Waterproof and shockproof
- Unit-integration capabilities: vehicle speed, gear position, coolant temperature, battery voltage, 4WD status and vehicle warnings
- Pre-loaded maps of U.S. and Canada with Yamaha dealerships
- Includes Yamaha-exclusive website to plan and share rides with other Yamaha riders on TRX Trailhead ([www.yamahaadventurepro.com](http://www.yamahaadventurepro.com))

Fits '21-'23 Wolverine RMAX4 1000

**B4J-H21J0-V0-00**

### D. YAMAHA 60W LED LIGHT BAR - 15"

With the Yamaha 60W LED Light Bar you get the complete lighting solution you would expect from Yamaha Genuine accessories but at a fraction of the cost. No compromise on quality as we still utilize components like Carling®-style switches and marine-grade connectors, along with everything else you need to install on your side-by-side.

- 12 - 5W Cree® LEDs
- Newly designed wide spot reflector for improved light dispersion over standard light bars
- 50,000 hour life span
- Aluminum extruded housing
- Custom Yamaha end caps
- Flexible mounting base with lateral mounting capability
- Vehicle wiring harness with roof grommet
- Illuminated 2-position switch
- Low power consumption
- Beam configuration: 4 wide spot, 4 spot, 4 wide spot (15")
- Includes mounts

Fits '21-'23 Wolverine RMAX4 1000

**BG4-H4104-V0-00**

AUDIO

COLD  
WEATHER

HARNESSES

LIGHTING &  
ELECTRICAL

MIRRORS

PROTECTION

STORAGE

TOPS

WINDSHIELDS  
& ENCLOSURES

GENUINE  
SERVICE PARTS



AUDIO

COLD  
WEATHER

HARNESSES

LIGHTING &  
ELECTRICAL

MIRRORS

PROTECTION

STORAGE

TOPS

WINDSHIELDS  
& ENCLOSURES

GENUINE  
SERVICE PARTS

A. YAMAHA 10W ACCESSORY POD LIGHTS

These 2.5" accessory lights are a great addition to point light where your headlights can't reach. These 10W LEDs shine an extremely bright beam while drawing very little power. Their compact size makes them versatile and allows you to mount them just about anywhere on your SxS.

- Can be mounted on any flat area
- 360° adjustability
- Required Front Pod Light Mount Kit (B4J-H4010-V0-00), sold separately
- Sold in pairs and includes a harness and switch

*Fits '21-'23 Wolverine RMAX4 1000*  
**2HC-H4104-L0-00**

B. FRONT POD LIGHT MOUNT KIT

The Front Pod Light Mount Kit eases installation of up to four pod lights to the OE Front Grab Bar.

- Multiple angle adjustments of pod light to meet lighting needs
- Either one or two pod lights per mount
- LE and XT-R models' front grab bar allows installation of 4 pod lights
- With easy bolt-on, no modifications to the Front Grab Bar required
- Compatible with Accessory Front Grab Bar: (B4J-F84L0-V0-00), sold separately
- Allows for installation of 2 pod lights
- Kit includes 2 brackets and necessary hardware
- Recommended Flood Light Kit (2HC-H4104-L0-00), sold separately

*Fits '21-'23 Wolverine RMAX4 1000*  
**B4J-H4010-V0-00**

C. 2ND BATTERY KIT

The last thing you need is to be stranded with a discharged battery. This 2nd Battery Kit enables the use of two batteries, saving the main battery for essential functions like starting. If both batteries need charging, the main battery is charged first. Kit mounts underneath the driver seat, making for a simpler electrical access point for all electrical connections.

- Includes cut-to-length wiring and mounting brackets
- No loss of cargo space as it mounts underneath the driver seat
- Battery not included. GS® U1L-11 battery or equivalent recommended, sold separately. Please contact your local Yamaha dealer.

*Fits '21-'23 Wolverine RMAX4 1000*  
**BG4-H21B0-V0-00**

D. LIGHTED ON-COMMAND SWITCH

Upgrade your Wolverine RMAX 1000 with this sleek blue LED Lighted On-Command switch for a high quality look and feel.

- Easy plug-and-play installation
- Complements the color scheme of the gauge
- Replaces the non-lighted On-Command switch

*Fits '21-'23 Wolverine RMAX4 1000*  
**B4J-87280-00-00**

E. LIGHTED D-MODE SWITCH

Upgrade your Wolverine RMAX 1000 with the Lighted D-Mode Switch, and change how power is delivered in different terrains and conditions. Sport Mode provides an exciting experience, Trail Mode smooths out the ride and Crawl Mode eases the power to the ground for perfect traction.

- Simple plug-and-play installation
- 3-position selection
- Sport: high response feeling
- Trail: well-balanced, smooth response
- Crawl: smooth throttle, especially in low speeds
- Back lighting complements the gauge lighting color

*Fits '21-'23 Wolverine RMAX4 1000*  
**B4J-87280-10-00**

F. LED LIGHTED HEADLIGHT SWITCH


The Lighted Headlight Switch upgrades the Standard Wolverine RMAX 1000 to the same switch found in the Special and Limited Edition units.

- Blue LED light complements the color scheme of the gauge
- Easy plug-and-play installation
- Replaces the non-lighted headlight switch


*Fits '21-'23 Wolverine RMAX4 1000*  
**B4J-82526-00-00**



A



B



C



D



E



F



A

**A. SPEED MANAGEMENT KEY**

The Factory Yamaha Speed Management Key limits the top speed to meet any special requirements from job sites or operating conditions, without affecting power. The key can be removed in either restricted or unrestricted mode for proper operation.

- Full engine power while limiting speed to 25 mph
- Maintains full confidence in challenging terrains and preserves entire 2000 lb of towing capability
- Works with the YCCT system to prevent surging or rev limiter feeling
- Easy plug-and-play installation

Fits '21-'23 Wolverine RMAX4 1000  
**BG4-8250A-00-00**



B

**B. INTERIOR FOOTWELL LIGHT KIT**

The Interior Footwell Light Kit upgrades the Wolverine RMAX 1000 models that are not factory equipped with the blue LED interior lighting and provides an easy plug-and-play way to get this factory option on any model.

- Plug-and-play installation with integrated mounting locations
- Key-on illumination

Fits '21-'23 Wolverine RMAX4 1000  
**B4J-H54C0-V0-00**



\*Image reflects 1 of 5 power leads included in kit

C

**C. ACCESSORY POWER LEAD KIT**

The Accessory Power Lead Kit wires your preferred accessories to the unit's five pre-wired switched 12 V DC power couplers which are located under the dash of all Wolverine models.

- Kit includes components for up to 5 accessories
- 5 accessory leads
- 10 heat shrink butt connectors
- No modification of OE wiring harness
- 20 amp combined maximum

Fits '21-'23 Wolverine RMAX4 1000  
**B4J-H25B0-V0-00**

**D. GENUINE YAMAHA CENTER MIRROR**

Experience enhanced visibility in style with this center mirror. The mirror surface is made from glass to provide superior optical clarity and exceptional scratch resistance.

- Glass construction provides excellent optical clarity with no distortion and unsurpassed scratch resistance
- Composite polymer injection-molded body construction for strength and durability
- Internal structural ribbing prevents flexing and minimizes vibration
- Toolless angle adjustment
- Requires mounting bracket or clamp for installation

Fits all SxS models  
**BAS-F6206-V0-00**

**E. CENTER MIRROR MOUNTING BRACKET**

Use this bracket to mount the center mirror to your Yamaha side-by-side using the integrated flow drill holes already in the Rollover Protection Structure (ROPS). Provides the optimal angle and view point for the center mirror.

- All steel construction for durability and minimal vibration
- Exceptional rust and weather durability by being both E-coated and powder-coated
- No drilling required
- All hardware included

Fits '21-'23 Wolverine RMAX4 1000  
**BAS-F621H-V0-00**

**F. YAMAHA UNIVERSAL MIRROR CLAMP**

With this all steel clamp you will be able to mount the Yamaha Center Mirror (BAS-F6206-V0-00), sold separately, to any 1.5" ROPS

- Powder-coated steel construction
- Stainless Steel HDW
- Simple 1 bolt installation
- Universal adjustment

Fits all SxS models  
**BAS-K7135-V0-00**



E



F

AUDIO

COLD  
WEATHER

HARNESSES

LIGHTING &  
ELECTRICAL

MIRRORS

PROTECTION

STORAGE

TOPS

WINDSHIELDS  
& ENCLOSURESGENUINE  
SERVICE PARTS



AUDIO

COLD  
WEATHER

HARNESES

LIGHTING &  
ELECTRICAL

MIRRORS

PROTECTION

STORAGE

TOPS

WINDSHIELDS  
& ENCLOSURES

GENUINE  
SERVICE PARTS

## A. NEW! SIDE VIEW MIRRORS

The Yamaha-developed Side View Mirrors provide an excellent view and unmatched durability. The wide-angle, distortion-free glass viewing area provides great clarity and rearward visibility. Automotive style fold-away action provides added convenience when pulling in enclosed trailers or on tight trails by reducing the need to readjust the viewing area after folding back. Ultra tough diecast aluminum pivots provide the durability you've come to expect from Yamaha.

- Wide angle provides the optimal distortion-free view for off road use
- Scratch-resistant glass viewing area
- Automotive fold-away action
- Diecast aluminum pivot mechanism
- Requires mounts (see below), sold separately

*Fits all SxS models*

**B4M-F62A0-V0-00**

A



## B. NEW! WOLVERINE SIDE VIEW MIRROR MOUNTS

The all-new Yamaha Mirror Mount lineup features durable diecast aluminum construction and seamless integration for Wolverine models.

*Fits '21-'23 Wolverine RMAX4 1000*

**B4M-F6206-V0-00**

B



## C. NEW! UNIVERSAL SXS SIDE VIEW MIRROR MOUNTS

The all-new Yamaha Mirror Mount lineup provides integration for all Yamaha Side-By-Side models with 2" and 1.75" ROPS.

*Fits all SxS models with 2" and 1.75" ROPS Mount*

**B4J-F6206-V0-00**

C



D



## D. NEW! SIDE VIEW MIRROR CAB MOUNTS

The all-new Yamaha Mirror Mount lineup is constructed from ultra-durable billet aluminum with matched black textured finish offering up superior performance and next-level integration for Wolverine models with cab enclosures.

*Fits '21-'23 Wolverine RMAX4 1000*

**B4J-F6206-T0-00**

## E. FRONT BRUSH GUARD

The Yamaha Genuine Front Brush Guard not only protects critical components like the front grille and headlights but also enhances the overall styling of your Wolverine RMAX4 1000 and is compatible with all Yamaha Genuine accessories.

- Complete front coverage that protects headlights and front body panels from trail debris
- All-steel 1.5" tubing with E-coating and powder coating that perfectly matches the RMAX
- Seamless modular installation with the OE Front Grab Bar
- Compatible with either Standard or Premium Front Grab Bars
- Requires trimming of XT-R and Limited Edition Front Grab Bar covers

*Fits '21-'23 Wolverine RMAX4 1000*

**B4J-F84L0-V0-00**

E



## F. REAR BRUSH GUARD

The Yamaha Genuine Rear Brush Guard provides additional protection to the tailgate and taillights while also supporting optional lighting additions.

- Integrated mounting points for a secure and easy installation
- Robust, extended design for additional lower coverage
- All-steel 1.5" tubing with E-coating and powder coating protection that matches the unit's ROPS for exceptional durability
- Integrated mounting locations for optional Pod Lights (2HC-H4104-L0-00), sold separately

*Fits '21-'23 Wolverine RMAX4 1000*

**B4J-F85E0-V0-00**

F



## G. FRONT BASH PLATE


The stylish aluminum Front Bash Plate protects the front drive components from trail debris.


- Hybrid design of 1/8" brushed aluminum and 1/8" of E-coated and powder-coated steel reinforce the plate for increased durability
- Style complements the RMAX look
- Integrated mounting locations for easy installation
- Maintains full function of tie down points
- Compatible with the UHMW Skid Plates

*Fits '21-'23 Wolverine RMAX4 1000*

**B4J-F84N0-V0-00**

G





A

### A. SKID PLATE

Built from Ultra High Molecular Weight Polyethylene (UHMWPE), this Skid Plate resists damage and helps the Wolverine easily slide over rocks. Steel or aluminum skid plates are loud and can bend and gouge while tackling rugged terrain, but these UHMWPE plates provide expectational protection while maintaining their integrity.

- Constructed from 3/8" of the tough, self-lubricating UHMWPE that is 55% stronger than HMWPE
- Integrated mounting points with no loose clamps or nuts
- Simple to remove and no loss of service access points
- Recessed corrosion-resistant hardware
- Compatible with Front Skid Plate, Rock Sliders, and A-Arm guards

Fits '21-'23 Wolverine RMAX4 1000

**B4J-F84P0-V0-00**

### B. ROCK SLIDERS

Explore further with the Yamaha Genuine Rock Slider. Take on the toughest trails with confidence with an added layer of protection to the vehicle's frame.

- 1/8" of reinforced steel to withstand trail obstacles
- Full-length, plated structure
- Integrated mounting locations for easy installation
- Silver color complements Wolverine RMAX4 1000 style
- Pair with Full Under Body UHMWPE Skid Plates (sold separately) for ultimate protection

Fits '21-'23 Wolverine RMAX4 1000

**B4J-F11D0-V0-00**



B

### C. FRONT A-ARM GUARDS

The Yamaha Genuine A-Arm Guards add extra protection to the Wolverine RMAX 1000 A-Arms, CVJ boots, and axle components and utilize factory-integrated mounting points with OEM-level hardware for an unmatched fit and finish.


- 1/8" of all-aluminum construction
- Brushed finish matches accessory Front Skid Plate (sold separately)
- Billet machine spacers welded to the skid plate and integrated mounting points ease installation
- Recessed mounting hardware resists snags
- Clean out port for self-draining and washing

Fits '21-'23 Wolverine RMAX4 1000

**B4J-F31A0-V0-00**



C



D

### D. REAR A-ARM GUARDS

The Yamaha Genuine A-Arm Guards add extra protection to the A-Arms, CVJ boots, and axle components and utilize factory-integrated mounting points with OEM-level hardware for an unmatched fit and finish.

- 1/8" of all-aluminum construction
- Integrated mounting points for easy installation
- Recessed mounting hardware resists snags
- Clean out port for self-draining and washing

Fits '21-'23 Wolverine RMAX4 1000

**B4J-F21A0-V0-00**

### E. **NEW!** WOLVERINE RMAX OVERFENDERS

The new Wolverine RMAX Overfenders provide additional mud and water protection while matching the aggressive styling of the RMAX lineup.

- Made from durable thermo-formed plastic
- Provides additional protection from mud and water with both stock and accessory wheels and tires

**NOTE:** Drilling of fenders required for installation.

Fits '21-'23 Wolverine RMAX4 1000

**B4M-F15E0-V0-00 (Front)**

**B4J-F15G0-V0-00 (Rear)**



Front



Rear

E

### F. **NEW!** WOLVERINE BED EXTENDER


The new Bed Extender fits all Wolverine models. Solid steel construction provides 8 additional tie down points as well as additional storage area.

- 117% increase in storage area behind the rear seats of RMAX4 models when carrying passengers in the rear seats
- Not compatible with rear cargo box on RMAX4 models

Follow the Owner's Manual and all labels on the vehicle when using this product to carry cargo.

Fits '21-'23 Wolverine RMAX4 1000

**B4J-F84CA-V0-00**



F

AUDIO

COLD  
WEATHER

HARNESSES

LIGHTING &  
ELECTRICAL

MIRRORS

PROTECTION

STORAGE

TOPS

WINDSHIELDS  
& ENCLOSURES

GENUINE  
SERVICE PARTS



AUDIO

COLD  
WEATHER

HARNESSES

LIGHTING &  
ELECTRICAL

MIRRORS

PROTECTION

STORAGE

TOPS

WINDSHIELDS  
& ENCLOSURES

GENUINE  
SERVICE PARTS

## A. REAR CARGO BOX

Yamaha has created a Rear Cargo Box to provide maximum storage space without sacrificing the versatility of your Wolverine. Fits perfectly in the rear cargo area for additional storage with style to match.

- This lockable box works great with or without Yamaha's cab systems.
- Lockable and water-resistant
- Replaces tailgate for maximum storage
- Capacity: 28 gallons (approximately 3.8 cubic feet)

*Fits '21-'23 Wolverine RMAX4 1000*

**BG4-F83P0-V0-00**

## B. OVERHEAD GUN/BOW RACK BY KOLPIN®

The Kolpin® Overhead Gun/Bow Rack is a great solution to transport your equipment on your side-by-side.

- In-cab rack secures and protects two (2) guns or one (1) bow
- Rubber strap provides quick and silent access to firearms or bow
- Scratch-resistant foam-lined grips offer secure protection for exposed firearms, firearms encased in soft-sided cases or compound bows
- Easy installation without vehicle modification

*Fits '21-'23 Wolverine RMAX4 1000*

**DBY-ACC56-51-71**

## C. POLYETHYLENE SUNTOP

Built with the highest quality, the Yamaha Genuine Polyethylene Suntop offers unmatched fit and finish for your Wolverine RMAX4 1000.

- Designed and tested to minimize damage from the trail
- Integrated rain channel sheds water away from occupants
- Simple installation
- Lightweight design with additional reinforcement in critical areas
- Supports Yamaha Genuine accessories
- Compatible with all hard and soft cab enclosures
- Includes all necessary hardware needed for installation

*Fits '21-'23 Wolverine RMAX4 1000*

**B4J-K84A0-V0-00**

## D. FOLDING POLYCARBONATE WINDSHIELD

Made from shatter-resistant polycarbonate, the Yamaha Genuine Windshield is 300% more scratch resistant due to hard-coating on both sides.

- 3/16" of optical-grade polycarbonate for superior clarity and rigidity
- Exclusive Yamaha-engineered toolless quick-release with glass-filled nylon clamps
- Seamless integration with the vehicle's hood and suntop for a perfect fit and superior sealing
- Designed to be trailered
- Works with the Yamaha Genuine Soft Enclosure Cover (not compatible with Hard Cab System Doors)
- Replacement parts available:
  - Hood Bumper Kit: (B4M-K7240-V0-00)
  - Latch Kit: (B4M-K7260-V0-00)
  - Clamps: (BG4-F72C2-V0-00)

*Fits '21-'23 Wolverine RMAX4 1000*

**B4M-F83J0-V0-00**

## E. HALF POLYCARBONATE WINDSHIELD

Made from shatter-resistant polycarbonate, the Yamaha Genuine Windshield is 300% more scratch resistant due to hard-coating on both sides.

- 3/16" of optical-grade polycarbonate for superior clarity and rigidity
- Exclusive Yamaha-engineered toolless quick-release with glass-filled nylon clamps
- Seamless integration with the vehicle's hood and suntop for a perfect fit and superior sealing
- Designed to be trailered
- Works with the Yamaha Genuine Soft Enclosure Covers (not compatible with Hard Cab System Doors)
- Replacement parts available:
  - Hood Bumper Kit: (B4M-K7240-V0-00)
  - Latch Kit: (B4M-K7260-V0-00)
  - Clamps: (BG4-F72C2-V0-00)

*Fits '21-'23 Wolverine RMAX4 1000*

**B4M-F83J0-T0-00**




A



B



C



D



E



A



B



C



D

**A. FULL POLYCARBONATE WINDSHIELD**

Made from shatter-resistant polycarbonate, the Yamaha Genuine Windshield is 300% more scratch resistant due to hard-coating on both sides.

- 3/16" of optical-grade polycarbonate for superior clarity and rigidity
- Exclusive Yamaha-engineered toolless quick-release with glass-filled nylon clamps
- Seamless integration with the vehicle's hood and suntop for a perfect fit and superior sealing
- Designed to be trailered
- Works with the Yamaha Genuine Soft Enclosure Covers (not compatible with Hard Cab System Doors)
- Replacement parts available:
  - Clamps: (BG4-F72C2-V0-00)

*Fits '21-'23 Wolverine RMAX4 1000*

**B4J-F83J0-V0-00**

**B. NEW! WOLVERINE WIND DEFLECTOR**

The new 3D-formed Half Polycarbonate Wind Deflector provides smooth airflow while complementing the quality look and feel of the Wolverine SXS lineup.

- 3/16" of optical-grade polycarbonate for superior clarity and rigidity
- Hard coated on both sides for 300% more scratch resistance vs standard polycarbonate
- New 3D-formed shape provides smoother air flow and improved styling
- New silk-screened border provides quality look
- Exclusive Yamaha-engineered toolless quick-release clamps
- Seamless integration with the vehicle's hood for a perfect fit
- Works with the Yamaha Genuine Soft Enclosure Covers (not compatible with Hard Cab System Doors)

*Fits '21-'23 Wolverine RMAX4 1000*

**B4J-F83M0-V0-00**

**C. GLASS WINDSHIELD WITH WIPER AND WASHER SYSTEM**

The Yamaha Genuine Glass Front Windshield utilizes laminated glass and features an integrated Wiper and Washer System.

- Constructed of 1/4" thick laminated glass for the highest level of scratch resistance
- Washer System seamlessly mounts under Wolverine's hood
- Includes integrated pillar mounts for an OEM fit and finish for all wiring and mounting
- Designed to be trailered
- Requires Suntop: (B4J-K84A0-V0-00), sold separately
- Works with Yamaha Genuine Hard Cab Enclosures
- Not compatible with the Soft Cab Covers

*Fits '21-'23 Wolverine RMAX4 1000*

**B4J-F83J0-T0-00**

**D. FLIP-UP REAR GLASS WINDOW**

The Yamaha Genuine Glass Rear Window offers protection from wind, rain and dust.

- Tinted, tempered glass window with gas lift-assist struts
- Fully lockable with matching keys
- Seal on lower edge of the tailgate reduces wind and dust intrusion into cab
- Protects cargo from the elements
- Pairs perfectly with the Rear Cargo Box: (BG4-P830V-00-00)
- Compatible with:
  - Wolverine RMAX 1000 Hard Front Cab Door Kit: (B4M-K85A0-V0-00)
  - Rear Hard Cab Door Kit: (B4J-K85A0-V0-00)
  - Soft Side Enclosure: (B4J-F17B0-V0-00)

*Fits '21-'23 Wolverine RMAX4 1000*

**B4J-K750A-T0-00**

AUDIO

COLD  
WEATHER

HARNESSES

LIGHTING &  
ELECTRICAL

MIRRORS

PROTECTION

STORAGE

TOPS

WINDSHIELDS  
& ENCLOSURESGENUINE  
SERVICE PARTS



AUDIO

COLD  
WEATHER

HARNESSES

LIGHTING &  
ELECTRICAL

MIRRORS

PROTECTION

STORAGE

TOPS

WINDSHIELDS  
& ENCLOSURES

GENUINE  
SERVICE PARTS

A. SOFT REAR WINDOW

The Yamaha Genuine Soft Rear Window perfectly fits your Wolverine while providing cargo protection from the elements. Works with the soft side enclosure, suntop and poly windshields for a complete enclosure.

- Window can be rolled up and secured with straps to increase ventilation or when not in use
- Quick snap-on/pull-off installation
- Attaches with hook-and-loop and riveted snap
- Made from durable Sur Last® 300D and clear vinyl
- Highly recommended to be used with Polycarbonate Front Fixed or Folding Windshield or Hard Cab Enclosure System
- Glass Front Windshield with Wiper (all sold separately)
- Requires Hard Suntop: (B4J-K84A0-V0-00), sold separately
- Dealer installation recommended (drilling and riveting required)

*Fits '21-'23 Wolverine RMAX4 1000*  
**B4J-K750A-V0-00**

B. SOFT SIDE COVERS

The Yamaha Genuine Soft Side Enclosure perfectly fits your Wolverine RMAX4 1000 while providing protection from the elements. Works with the hard or soft rear window, suntop and poly windshields for a complete enclosure.

- Protects occupants from rain, wind, mud and light trail debris
- Zippers operate with doors for easy ingress and egress
- Windows can be rolled up and secured with straps when not in use
- Quick snap-on/pull-off installation
- Attaches with hook-and-loop and riveted snap
- Made from durable Sur Last® 300 denier nylon and clear vinyl
- Recommended to be used with the Hard or Soft Rear Window (sold separately)
- Highly recommended to be used with Poly Fixed or Folding Windshield (sold separately)
- Requires Hard Suntop: (B4J-K84A0-V0-00), sold separately
- Dealer installation recommended (drilling and riveting required)
- Not compatible with Glass Windshield

*Fits '21-'23 Wolverine RMAX4 1000*  
**B4J-F17B0-V0-00**

C. HARD CAB ENCLOSURE KIT

With top tier OE styling and integration, the Wolverine RMAX4 1000 Hard Cab Enclosure is designed for the highest level of durability, comfort and function. The Glass Windshield with Wiper and Washer System, Hard Front and Rear Cab Door Kits and Sliding Glass Rear Window are included for ultimate cab convenience and comfort. Combine with the accessory Heater System (sold separately) for even greater comfort and style.

- Requires Hard Polyethylene Suntop: (B4J-K84A0-V0-00), sold separately
- Hard Cab Enclosure Kit includes:
  - Glass Windshield: (B4J-F83J0-T0-00)
  - Hard Front Cab Door Kit: (B4M-K85A0-V0-00)
  - Rear Hard Cab Door Kit: (B4J-K85A0-V0-00)
  - Flip-Up Glass Rear Window: (B4J-K750A-T0-00)
- Available speakers (sold separately):
  - Left Side Speaker Pod Assembly: (B4J-H8160-V0-00)
  - Right Side Speaker Pod Assembly: (B4J-H8170-V0-00)
  - Mounting Bolts: (90119-06226-00) (Qty. 6 required)
- 60W LED Light Bar (BG4-H4104-V0-00), sold separately

*Fits '21-'23 Wolverine RMAX4 1000*  
**B4J-HDCAB-00-00**

A

B

C







A



B



C



D

## GENUINE SERVICE PARTS

## '21~'23 WOLVERINE RMAX4 1000

## YAMAHA GENUINE OILS &amp; FILTERS

Oil Capacity: Oil & Filter	4.39 US QT (4.15 L)
Engine Oil Grade	A*
Engine Oil Filter	5GH-13440-80-00
Transmission Oil Capacity	1.48 US QT (1.4 L)
Transmission Oil Grade	80W-90
Transmission Oil	ACC-GROIL-G5-QT

## YAMAHA GENUINE PARTS

Battery	11U-1LD00-00-00
Spark Plug	LMA-R8G18-00-00
Air Cleaner	B4J-E4451-00-00 (Primary) B4J-E4461-00-00 (Secondary)
Front Brake Pad Right	2HC-25805-00-00
Front Brake Pad Left	2HC-25805-00-00
Rear Brake Pad	B4J-25806-00-00
Rear Brake Pad Left	2HC-25806-00-00
Rear Brake Pad Right	2HC-25806-00-00
Drive Belt	B4J-17641-00-00

## A. HARD FRONT CAB DOOR KIT

With top tier OE styling and integration, the Wolverine RMAX 1000 Hard Cab Front Doors are designed for the highest level of durability, comfort and function.

- Tinted, tempered glass windows
- 3-position side windows range from the fully closed position to the vented or fully open position
- Storage pocket in each door
- Integrated mounting location for Yamaha Genuine door speaker pods
- Inside and outside dual-cast door latches with outside latch equipped with keyed lock
- Integrated mounting points for easy installation
- Includes new door hinges
- For complete Hard Cab enclosure, requires (sold separately):
  - Requires Polyethylene Suntop: (B4J-K84A0-V0-00) (4 Seat)
  - Wolverine Glass Windshield with Wiper and Washer System (B4J-F83J0-T0-00)
  - For Wolverine RMAX4 1000: Rear Hard Cab Door Kit (B4J-K85A0-V0-00)
  - For Wolverine RMAX4 1000: Flip-Up Rear Glass Window (B4J-K750A-T0-00)

Fits '21-'23 Wolverine RMAX4 1000

**B4M-K85A0-V0-00**

## B. HARD REAR CAB DOOR KIT

With top tier OE styling and integration, the Wolverine RMAX Hard Cab Rear Doors are designed for the highest level of durability, comfort and function.

- Tinted, tempered glass windows
- 3-position side windows range from the fully closed position to the vented or fully open position
- Inside and outside dual-cast door latches with outside latch equipped with keyed lock
- Integrated mounting points for easy installation
- Includes new door hinges
- For complete Hard Cab enclosure, requires (sold separately):
  - Polyethylene Suntop: (B4J-K84A0-V0-00)
  - Wolverine RMAX 1000 Glass Windshield with Wiper and Washer System: (B4J-F83J0-T0-00)
  - Wolverine RMAX 1000 Hard Front Cab Door Kit: (B4M-K85A0-V0-00)
  - Flip-Up Rear Glass Window: (B4J-K750A-T0-00)

Fits '21-'23 Wolverine RMAX4 1000

**B4J-K85A0-V0-00**

## C. AXLE ASSEMBLIES

Yamaha Genuine OE replacement axle drive assembly kit.

Fits '21-'23 Wolverine RMAX4 1000

**B4J-2518F-00-00 (Front)(shown)**

**B4J-F531H-02-00 (Rear)**

## D. WHEEL BEARING KIT

Yamaha Genuine OE replacement wheel bearing kit.

Fits '21-'23 Wolverine RMAX2 1000

**B5H-WB024-00-00 (Front) (shown)**

**B4J-WB024-00-00 (Rear)**

\*A = 10W-40, 10W-50, 20W-50 or 15W-50 OVER 40°F

\*B = 10W40 or 10W50 BELOW 40°F; 5W-30 AT 30° or BELOW

AUDIO

COLD  
WEATHER

HARNESSES

LIGHTING &  
ELECTRICAL

MIRRORS

PROTECTION

STORAGE

TOPS

WINDSHIELDS  
& ENCLOSURESGENUINE  
SERVICE PARTS





**FRONT A-ARM GUARDS**  
BG4-F31A0-V0-00



**GLASS WINDSHIELD WITH WIPER  
AND WASHER SYSTEM**  
B4J-F83J0-T0-00



**REAR GLASS WINDOW**  
BAN-K750A-V0-00



**ROCK SLIDERS**  
B8K-F11D0-V0-00

# WOLVERINE X2 850



**NEW!** SIDE VIEW MIRRORS  
B4M-F62A0-V0-00



FRONT BRUSH GUARD WITH  
WINCH MOUNT  
BAR-F84L0-V0-00



YAMAHA 60W LED  
LIGHT BAR - 15"  
BG4-H4104-V0-00



FRONT & REAR OVERFENDERS  
BG4-F15E0-T0-00 (Front)  
B8K-F15E0-S0-00 (Rear)



AUDIO

COLD  
WEATHER

LIGHTING &  
ELECTRICAL

MIRRORS

PROTECTION

STORAGE

TOPS

TRIM &  
ACCENTS

WINDSHIELDS  
& ENCLOSURES

GENUINE  
SERVICE PARTS

A. AUDIO KIT

The Yamaha engineers collaborated with SSV Works® to build this custom audio kit that fits in the factory doors of your Wolverine. Utilizing custom-tuned speaker pods, factory mounting locations and simple plug-and-play wiring, you get the best sounding and best fitting audio system. This system is even expandable when you add a powered subwoofer and additional speaker pods (sold separately).

- Easy installation with integrated mount locations for a user-friendly and out-of-the-way design
- Bluetooth®, AM/FM and dash-mounted AUX input-friendly
- Includes MRB3 head unit, 200 watt amp, wiring and two 6.5" SSV marine grade speakers
- Compatible with all OEM doors and the Yamaha Hard Cab
- Additional options (sold separately):
  - Powered Subwoofer: (B4J-H81S0-V1-00)
  - Requires additional mounting bracket: (BAR-H81M0-V0-00)

*Fits '21-'23 Wolverine X2 850*  
**B4J-H81C0-S0-00**

B. FACTORY AUDIO INSTALL KIT

Add the factory audio system with the install kit and experience high quality sound that is made for your Wolverine X2.

- Integrated mount locations for easy installation
- Requires SSV Audio Kit (B4J-H81C0-S0-00), sold separately
- For even superior sound and best performance, Yamaha recommends the use of the Power Subwoofer: (B4J-H81S0-V1-00), sold separately
- Compatible with OEM & Hard Cab Doors

*Fits '21-'23 Wolverine X2 850*  
**BAR-H81M0-V0-00**

C. 8" POWERED SUBWOOFER

Nothing makes audio sound better than a Powered Subwoofer. This 8" Subwoofer is custom built to fit under the seat and is completely sealed and waterproof. With 200 watts of power, your friends will feel and hear you coming down the trail.

- Custom designed 8" sub with SMC sub enclosure
- Mounting location under driver's seat to maintain cargo space
- Prewiring included for all models equipped with factory audio system
- Compatible with Heater Kit and 2nd Battery Kit

*Fits '19-'23 Wolverine X2 850*  
**B4J-H81S0-V1-00**

D. CAB HEATER KIT


The Cab Heater produces heat via the engine coolant with the Thermostat-bypass to add extra warmth and comfort, without sacrificing any cargo space. The Cab Heater vents, electrical and mounting are all designed for a factory look and feel.

- Thermostat bypass provides quick and constant flow of warm air in all weather conditions
- 22,000 BTU/hr. and a 240 CFM blower for maximum heating comfort
- Compact design to maximize available cargo space
- 4 vents: 2 defrosting and 2 dash/cab vents
- Integrated wire harness for plug-and-play with designated mounting and drill points for vents
- 3-position rocker switch
- Vent/heater hose and clamps
- Dealer installation recommended
- Includes all necessary hardware needed for installation

*Fits '19-'23 Wolverine X2 850*  
**B4J-K75L0-V0-00**



A



B



C



D

AUDIO

COLD  
WEATHERLIGHTING &  
ELECTRICAL

MIRRORS

PROTECTION

STORAGE

TOPS

TRIM &  
ACCENTSWINDSHIELDS  
& ENCLOSURESGENUINE  
SERVICE PARTS**A. HEATER THERMOSTAT BYPASS RETRO-KIT**

The Thermostat bypass Heater Kit bypasses the thermostat to increase the heat of the cab while decreasing the time it takes to heat up. This kit can be used on all previous generation cab heater kits for the 850cc Wolverines.

- Experience approximately a 20% increase in temperature output and a 40% decrease in warm-up time\*
- Simply drain the coolant, install the kit and then refill the coolant system (refer to Service Manual)
- Cab Heater can remain in unit
- Includes thermostat bypass and all needed hoses

\* Based on unit warm up at 35°F at idle

Fits '19-'23 Wolverine X2 850

**B4J-H3790-V0-00**

**B. PLOW MOUNT KIT BY WARN®**

The Plow Mount Kit by WARN® helps get your Wolverine X2 ready to plow snow, dirt, gravel, and more. This mount kit is required for the installation of the Snow Plow Kit by WARN®.

Fits '20-'23 Wolverine X2 850

**BAR-F84Y0-V0-00**

**C. YAMAHA 10W ACCESSORY POD LIGHT KIT**

These 2.5" accessory lights are a great addition to point light where your headlights can't reach. These 10W LEDs shine an extremely bright beam while drawing very little power.

- Can be mounted on any flat area
- 360° adjustability
- Optional Accessory Mount Clamps also available separately
- Sold in pairs and includes a harness and switch

Fits '19-'23 Wolverine X2 850

**2HC-H4104-L0-00**

**D. 2<sup>ND</sup> BATTERY KIT**

The last thing you need is to be stranded with a discharged battery. This 2<sup>nd</sup> Battery Kit enables the use of two batteries, saving the main battery for essential functions like starting. If both batteries need charging, the main battery is charged first. All electrical connections mount underneath the hood, making for a simpler electrical access point for an improved accessory installation.

- Includes cut-to-length wiring and mounting brackets
- No loss of cargo space as the second battery mounts under the drive seats.
- Battery not included. GS® U1L-11 battery or equivalent recommended, sold separately. Please contact your local Yamaha dealer.

Fits '19-'23 Wolverine X2 850

**BG4-H21B0-V0-00**

**E. YAMAHA 60W LED LIGHT BAR - 15"**

With the Yamaha 60W LED Light Bar you get the complete lighting solution you would expect from Yamaha Genuine accessories but at a fraction of the cost. No compromise on quality as we still utilize components like Carling®-style switches and marine-grade connectors, along with everything else you need to install on your side-by-side.

- 12 - 5W Cree® LEDs
- Newly designed wide spot reflector for improved light dispersion over standard light bars
- 50,000 hour life span
- Aluminum extruded housing
- Custom Yamaha end caps
- Flexible mounting base with lateral mounting capability
- Vehicle wiring harness with roof grommet
- Illuminated 2-position switch
- Low power consumption
- Beam configuration: 4 wide spot, 4 spot, 4 wide spot (15")
- Includes mounts

Fits '19-'23 Wolverine X2 850

**BG4-H4104-V0-00**

A

B

C

D

E



AUDIO

COLD  
WEATHER

LIGHTING &  
ELECTRICAL

MIRRORS

PROTECTION

STORAGE

TOPS

TRIM &  
ACCENTS

WINDSHIELDS  
& ENCLOSURES

GENUINE  
SERVICE PARTS

### A. YAMAHA ADVENTURE PRO® POWERED BY MAGELLAN®

When out on the trails or exploring all-new areas this Yamaha Adventure Pro powered by Magellan® will help you get the most out of your adventure! The Adventure Pro is the perfect companion and will help you share your trail experience with its front and rear facing cameras and social media/trail/vehicle logging. Further increase your confidence while exploring by being informed of what's happening with your ride as the Adventure Pro integrates with your ride's computer.

- 7" color LCR transmissive display — no need to remove gloves to use touchscreen
- WiFi capability and Bluetooth® connectivity
- Waterproof and shockproof
- Preset to share through all social media channels
- Unit-integration capabilities: vehicle speed, gear position, coolant temperature, battery voltage, 4WD status, and vehicle warnings
- U.S. and Canada pre-loaded maps with Yamaha dealerships
- Includes a Yamaha-exclusive website to plan and share rides with other Yamaha riders on TRX Trailhead ([yamahaadventurepro.com](http://yamahaadventurepro.com)) — the online planning/sharing tool where you can publish your tracks and show other riders your adventures with a quick, and easy-to-create link
- Free map and software updates from Magellan® (see [Magellangps.com](http://Magellangps.com) for terms and conditions)
- Includes RAM® mount for easy and flexible mounting (all hardware and wiring included)

*Fits '19-'23 Wolverine X2 850*

**B8K-H21G0-V1-00**

### B. POWER LEAD KIT

The Accessory Power Lead Kit wires your preferred accessories to the unit's five pre-wired switched 12 VDC power couplers which are located under the dash of all Wolverine models.

- Kit includes components for up to 5 accessories
- 5 accessory leads
- 10 heat shrink butt connectors
- No modification of OE wiring harness
- 20 amp combined maximum

*Fits '19-'23 Wolverine X2 850*

**B4J-H25B0-V0-00**

### C. BED LIGHTING

The Bed Lighting will illuminate the Wolverine X2 850 bed when you're hunting, working or enjoying the trails at night.

- Excellent illumination with dual 5 watt LED lights
- Integrated mounts in both the OE Suntop and the Accessory Hard Rear Window Kit for easy installation
- Blue LED Backlit Rocker Switch matches OEM dash lights and mounts to integrated dash points
- Plug-and-play wiring with all factory connectors

*Fits '21-'23 Wolverine X2 850*

**B4M-H54D0-V0-00**

### D. YAMAHA GENUINE CENTER MIRROR

Experience enhanced visibility in style with this center mirror. The mirror surface is made from glass to provide superior optical clarity and exceptional scratch resistance.


- Glass construction provides excellent optical clarity with no distortion and unsurpassed scratch resistance
- Composite polymer injection-molded body construction for strength and durability
- Internal structural ribbing prevents flexing and minimizes vibration
- Toolless angle adjustment
- Requires mounting bracket or clamp for installation

*Fits all SxS models*

**BAS-F6206-V0-00**



A



B

*\*Image reflects 1 of 5 power leads included in kit*



C



D



A

**A. CENTER MIRROR MOUNTING BRACKET**

Use this bracket to mount the center mirror to your Yamaha side-by-side using the integrated flow drill holes already in the Rollover Protection Structure (ROPS). Provides the optimal angle and view point for the center mirror.

- All steel construction for durability and minimal vibration
- Exceptional rust and weather durability by being both E-coated and powder-coated
- No drilling required
- All hardware included

*Fits '21-'23 Wolverine X2 850*

**BAS-F621H-V0-00**



B

**B. YAMAHA UNIVERSAL MIRROR CLAMP**

With this all steel clamp you will be able to mount the Yamaha Center Mirror (BAS-F6206-V0-00), sold separately, to any 1.5" ROPS.

- Powder-coated steel construction
- Stainless Steel HDW
- Simple 1 bolt installation
- Universal adjustment

*Fits all SxS models*

**BAS-K7135-V0-00**



C

**C. NEW! SIDE VIEW MIRRORS**

The Yamaha-developed Side View Mirrors provide an excellent view and unmatched durability. The wide-angle, distortion-free glass viewing area provides great clarity and rearward visibility. Automotive style fold-away action provides added convenience when pulling in enclosed trailers or on tight trails by reducing the need to readjust the viewing area after folding back. Ultra tough diecast aluminum pivots provide the durability you've come to expect from Yamaha.

- Wide angle provides the optimal distortion-free view for off road use
- Scratch resistant glass viewing area
- Automotive fold-away action
- Diecast aluminum pivot mechanism
- Requires mounts (see below), sold separately

*Fits all SxS models*

**B4M-F62A0-V0-00**



D

**D. NEW! WOLVERINE SIDE VIEW MIRROR MOUNTS**

The all-new Yamaha Mirror Mount lineup features durable diecast aluminum construction and seamless integration for Wolverine models.

*Fits '21-'23 Wolverine X2 850*

**B4M-F6206-V0-00**

**E. NEW! UNIVERSAL SXS SIDE VIEW MIRROR MOUNTS**

The all-new Yamaha Mirror Mount lineup provides integration for all Yamaha Side-By-Side models with 2" and 1.75" ROPS.

*Fits all SxS models with 2" and 1.75" ROPS Mount*

**B4J-F6206-V0-00**



E

**F. NEW! SIDE VIEW MIRROR CAB MOUNTS**

The all-new Yamaha Mirror Mount lineup is constructed from ultra-durable billet aluminum with matched black textured finish offering up superior performance and next-level integration for Wolverine models with cab enclosures.

*Fits '21-'23 Wolverine X2 850*

**B4J-F6206-T0-00**



F

AUDIO

COLD  
WEATHERLIGHTING &  
ELECTRICAL

MIRRORS

PROTECTION

STORAGE

TOPS

TRIM &  
ACCENTSWINDSHIELDS  
& ENCLOSURESGENUINE  
SERVICE PARTS



AUDIO

COLD  
WEATHER

LIGHTING &  
ELECTRICAL

MIRRORS

PROTECTION

STORAGE

TOPS

TRIM &  
ACCENTS

WINDSHIELDS  
& ENCLOSURES

GENUINE  
SERVICE PARTS

A. FRONT BRUSH GUARD WITH WINCH MOUNT

Protect the front of your Wolverine X2 850 with our Front Brush Guard. Provides excellent protection from brush and trail obstacles while blending perfectly with the styling of the Wolverine's front end.

- Integrated Winch Mount – does NOT require additional mount like the OEM grab bar
- Compatible with all WARN® VRX and AXON® Winches
- Includes 2 anchor points for secure and convenient trailering
- Mounting locations for Yamaha accessory LED spot lights or flood Lights, sold separately
- Exceptional durability, all steel construction, 1.5" tubing that's been E-coated and powder-coated
- Easy bolt-on installation utilizing stock mounting locations

*Fits '20-'23 Wolverine X2 850*

**BAR-F84L0-V0-00**

B. REAR BRUSH GUARD

The Yamaha Genuine Rear Brush Guard provides additional protection to the tailgate and taillights while also supporting optional lighting additions.

- Integrated mounting points for a secure and easy installation
- Robust, extended design for additional lower coverage
- All-steel, 1.5" tubing with E-coating and powder-coating protection that matches the unit's ROPS for exceptional durability
- Integrated mounting locations for optional Pod Lights (2HC-H4104-L0-00), sold separately

*Fits '19-'23 Wolverine X2 850*

**B4M-F85E0-V0-00**

C. ROCK SLIDERS

Take on the toughest, gnarliest trails but still protect your Wolverine X2 850. Yamaha's accessory Rock Sliders provide frame rail protection for the under-door area. Utilizing a full length, plated substructure, these Rock Sliders provide stylish looks while being robust enough to take on the abuse from trail obstacles.

- Durable, rugged steel construction
- Silver contrast color
- Integrated mounting positions

*Fits '19-'23 Wolverine X2 850*

**B8K-F11D0-V0-00**

D. FRONT A-ARM GUARDS

Tired of having bags of hardware and spacers? Us too —so we fixed it! These aluminum A-Arm Guards utilize factory-installed mounting points for simple installation, combining the style and performance you expect from Yamaha Genuine Accessories. With recessed mounting, debris venting, and the durability of aluminum construction, the A-Arm Guards are a perfect addition to keep your Wolverine X2 on the trail longer. Front and Rear A-Arm Guards sold separately.

- No loose spacers or clamps
- Stainless steel mounting hardware included

*Fits '19-'23 Wolverine X2 850*

**BG4-F31A0-V0-00**



A



B




C



D




A



B



C



D



E



F

## A. REAR A-ARM GUARDS

Add an extra level of protection to your Wolverine X2 850 rear A-Arms and drive axle components with these Aluminum A-Arm guards that utilize factory installed mounting points for the simple installation to provide the fitment you expect from Yamaha Genuine Accessories.

- All aluminum construction
- A-arm guard shape and recessed mounting hardware helps when traversing trail obstacles like ruts, rocks and roots
- Reduction in mud build up and ease of cleaning accomplished with strategically positioned clean out ports
- No loose spacers
- Quick installation using integrated mounting points on the A-Arms

Fits '20-'23 Wolverine X2 850

**BAR-F21A0-V0-00**

## B. SKID PLATE

Built from Ultra High Molecular Weight Polyethylene (UHMWPE), this Skid Plate resists damage and helps the Wolverine easily slide over rocks. Steel or aluminum skid plates are loud and can bend and gouge while tackling rugged terrain, but these UHMWPE plates provide expectational protection while maintaining their integrity.

- Constructed from 3/8" of the tough, self-lubricating UHMWPE that is 55% stronger than HMWPE
- Integrated mounting points with no loose clamps or nuts
- Simple to remove and no loss of service access points
- Recessed corrosion-resistant hardware
- Compatible with Front Skid Plate, Rock Sliders, and A-Arm guards

Fits '19-'23 Wolverine X2 850

**B4J-F84P0-V0-00**

## C. WOLVERINE FRONT SKID PLATE

This durable, lightweight, aluminum Front Skid Plate protects the front under carriage of the Wolverine from rocks, roots, and trail debris.

Fits '19-'23 Wolverine X2 850

**2MB-F84N0-T0-00**

## D. NEW! WOLVERINE BED EXTENDER

The new Bed Extender fits all Wolverine models. Solid steel construction provides 8 additional tie down points as well as additional storage area.

- 33% increase in storage area on Wolverine X2 850 models
- Toolless removal and install with provided thumbscrews (after initial install is complete)

Follow the Owner's Manual and all labels on the vehicle when using this product to carry cargo.

Fits '21-'23 Wolverine X2 850

**B4J-F84CA-V0-00**

## E. REAR CARGO BOX

Yamaha has created a Rear Cargo Box to provide maximum storage space without sacrificing the versatility of your Wolverine X2 850. Fits perfectly in the rear cargo area for additional storage with style to match. This lockable box works great with or without Yamaha's optional cab systems.

- Integrated cup holders
- Lockable and water-resistant
- Integrated mounting points for simpler installation
- No tools needed for installation
- Works perfectly with the spare tire mount (sold separately)
- Capacity: 24 gallons (approximately 3.2 cu. ft.)

Fits '19-'23 Wolverine X2 850

**B8K-F83P0-V0-00**

## F. SPARE TIRE MOUNT

The Yamaha Genuine Spare Tire Mount securely installs to the bed of the Wolverine using all factory mounting points to hold up to a 32" tire.

- Fits a variety of wheels and sizes with up to a 32" tire
- Steel construction with satin powder-coat finish
- Integrated mounting points for easy installation
- Maintains bed tilt function
- Compatible with the Rear Cargo Box: (B8K-F83P0-V0-00)
- Wheel and tire not included

Fits '19-'23 Wolverine X2 850

**B4M-K75J0-V0-00**

AUDIO

COLD  
WEATHER

LIGHTING &  
ELECTRICAL

MIRRORS

PROTECTION

STORAGE

TOPS

TRIM &  
ACCENTS

WINDSHIELDS  
& ENCLOSURES

GENUINE  
SERVICE PARTS



AUDIO

COLD  
WEATHER

LIGHTING &  
ELECTRICAL

MIRRORS

PROTECTION

STORAGE

TOPS

TRIM &  
ACCENTS

WINDSHIELDS  
& ENCLOSURES

GENUINE  
SERVICE PARTS

A. POLYETHYLENE SUNTOP

- Build with the highest quality, the Yamaha Genuine Polyethylene Suntop offers unmatched fit and finish for your Wolverine X2 850.
- Designed and tested to minimize damage from the trail
  - Integrated rain channel sheds water away from occupants
  - Simple installation
  - Lightweight design with additional reinforcement in critical areas
  - Supports Yamaha Genuine Accessories
  - Compatible with all hard and soft cab enclosures
  - Includes all necessary hardware needed for installation

*Fits '21-'23 Wolverine X2 850*  
**B4M-K84A0-V0-00**

B. FRONT OVERFENDERS

- The Front Overfenders seamlessly integrate with the Wolverine's styling while protecting the front of the unit from mud, water and debris.
- Integrated mounting points for simple installation
  - Corrosion-resistant hardware

**NOTE:** Drilling of fenders required for installation.

*Fits '19-'23 Wolverine X2 850*  
**BG4-F15E0-T0-00**

C. REAR OVERFENDERS

- The Rear Overfenders seamlessly integrate with the Wolverine's styling while protecting the back of the unit from mud, water and debris.
- Integrated mounting points for simple installation
  - Corrosion-resistant hardware

**NOTE:** Drilling of fenders required for installation.

*Fits '19-'23 Wolverine X2 850*  
**B8K-F15E0-S0-00**

D. FOLDING POLYCARBONATE WINDSHIELD

- Made from shatter-resistant polycarbonate, the Yamaha Genuine Windshield is 300% more scratch resistant due to hard-coating on both sides.
- 3/16" of optical-grade polycarbonate for superior clarity and rigidity
  - Exclusive Yamaha-engineered toolless quick-release with glass-filled nylon clamps
  - Seamless integration with the vehicle's hood and suntop for a perfect fit and superior sealing
  - Designed to be trailered
  - Works with the Yamaha Genuine Soft Enclosure Covers (not compatible with Hard Cab System Doors)
  - Replacement parts available:
    - Hood Bumper Kit: (B4M-K7240-V0-00)
    - Latch Kit: (B4M-K7260-V0-00)
    - Clamps: (BG4-F72C2-V0-00)


*Fits '21-'23 Wolverine X2 850*  
**B4M-F83J0-V0-00**


E. HALF POLYCARBONATE WINDSHIELD

- Made from shatter-resistant polycarbonate, the Yamaha Genuine Windshield is 300% more scratch resistant due to hard-coating on both sides.
- 3/16" of optical-grade polycarbonate for superior clarity and rigidity
  - Exclusive Yamaha-engineered toolless quick-release with glass-filled nylon clamps
  - Seamless integration with the vehicle's hood and suntop for a perfect fit and superior sealing
  - Designed to be trailered
  - Works with the Yamaha Genuine Soft Enclosure Covers (not compatible with Hard Cab System Doors)
  - Replacement parts available:
    - Hood Bumper Kit: (B4M-K7240-V0-00)
    - Latch Kit: (B4M-K7260-V0-00)
    - Clamps: (BG4-F72C2-V0-00)

*Fits '21-'23 Wolverine X2 850*  
**B4M-F83J0-T0-00**

Shown on RMAX2 1000





A

**A. FULL POLYCARBONATE WINDSHIELD**

Made from shatter-resistant polycarbonate, the Yamaha Genuine Windshield is 300% more scratch resistant due to hard-coating on both sides.

- 3/16" of optical-grade polycarbonate for superior clarity and rigidity
- Exclusive Yamaha-engineered toolless quick-release with glass-filled nylon clamps
- Seamless integration with the vehicle's hood and suntop for a perfect fit and superior sealing
- Designed to be trailered
- Works with the Yamaha Genuine Soft Enclosure Covers (not compatible with Hard Cab System Doors)
- Replacement parts available:
  - Clamps: (BG4-F72C2-V0-00)

*Fits '21-'23 Wolverine X2 850*

**B4J-F83J0-V0-00**

**B. NEW! WOLVERINE WIND DEFLECTOR**

The new 3D-formed Half Polycarbonate Wind Deflector provides smooth airflow while complementing the quality look and feel of the Wolverine SXS lineup.

- 3/16" of optical-grade polycarbonate for superior clarity and rigidity
- Hard coated on both sides for 300% more scratch resistance vs standard polycarbonate
- New 3D-formed shape provides smoother air flow and improved styling
- New silk-screened border provides quality look
- Exclusive Yamaha-engineered toolless quick-release clamps
- Seamless integration with the vehicle's hood for a perfect fit
- Works with the Yamaha Genuine Soft Enclosure Covers (not compatible with Hard Cab System Doors)

*Fits '21-'23 Wolverine X2 850*

**B4J-F83M0-V0-00**



B

**C. GLASS WINDSHIELD WITH WIPER AND WASHER SYSTEM**

The Yamaha Genuine Glass Front Windshield utilizes laminated glass and features an integrated Wiper and Washer System.

- Constructed of 1/4" thick laminated glass for the highest level of scratch resistance
- Washer System seamlessly mounts under Wolverine's hood
- Includes integrated pillar mounts for an OEM fit and finish for all wiring and mounting
- Designed to be trailered
- Requires Suntop: (B4M-K84A0-V0-00), sold separately
- Works with Yamaha Genuine Hard Cab Enclosures
- Not compatible with the Soft Cab Covers

*Fits '21-'23 Wolverine X2 850*

**B4J-F83J0-T0-00**



C

AUDIO

COLD  
WEATHERLIGHTING &  
ELECTRICAL

MIRRORS

PROTECTION

STORAGE

TOPS

TRIM &  
ACCENTSWINDSHIELDS  
& ENCLOSURESGENUINE  
SERVICE PARTS



AUDIO

COLD  
WEATHER

LIGHTING &  
ELECTRICAL

MIRRORS

PROTECTION

STORAGE

TOPS

TRIM &  
ACCENTS

WINDSHIELDS  
& ENCLOSURES

GENUINE  
SERVICE PARTS

A. REAR GLASS WINDOW

The Rear Glass Window features a pickup truck-style sliding glass window for added convenience and capability. The fully lockable window keeps your items secure from unwanted company. When paired with the Rear Cargo Box to maximize rear cargo space, you have a truly versatile package ready to conquer the outdoors!

- Tinted glass window (window must be closed while in drive)
- Compatible with the Rear Cargo Box (sold separately)

*Fits '21-'23 Wolverine X2 850*

**BAN-K750A-V0-00**

B. SOFT REAR WINDOW

The Yamaha Genuine Soft Rear Window perfectly fits your Wolverine while providing cargo protection from the elements. Works with the soft side enclosure, suntop and poly windshields for a complete enclosure.

- Window can be rolled up and secured with straps to increase ventilation or when not in use
- Quick snap-on/pull-off installation
- Attaches with hook-and-loop and riveted snap
- Made from durable Sur Last® 300 denier nylon and clear vinyl
- Highly recommended to be used with Polycarbonate Front Fixed or Folding Windshield (all sold separately)
- Requires Polyethylene Suntop: (B4M-K84AV-00-00), sold separately or comes standard on some models
- Dealer installation recommended (drilling and riveting required)

*Fits '21-'23 Wolverine X2 850*

**B4M-K750A-T0-00**

C. SOFT SIDE COVERS

Yamaha Genuine Soft Side Enclosure perfectly fits your Wolverine while providing protection from the elements. Works with the soft rear window, suntop and poly windshields for a complete enclosure.

- Protects occupants against rain, wind, mud and light trail debris
- Zippers operate with doors for easy ingress and egress
- Windows can be rolled up and secured with straps when not in use
- Quick snap-on/pull-off installation
- Attaches with hook-and-loop and permanent riveted snap, removing the adhesive that gums up the panels and doors
- Made from durable Sur Last® 300 denier nylon and clear vinyl
- Rust and UV-resistant
- Compatible with Soft Rear Window and Fixed or Folding Poly Windshield (all sold separately)
- For ultimate element protection, Poly Windshield is recommended
- Requires Hard Suntop: (B4M-K84AV-00-00), sold separately or comes standard on some models
- Dealer installation recommended (drilling and riveting required)

*Fits '21-'23 Wolverine X2 850*

**B4M-F17B0-V0**



A



B



C



A

**A. AXLE ASSEMBLIES**

Yamaha Genuine OE replacement axle drive assembly kit.

*Fits '19-'23 Wolverine X2 850*  
**BG4-2518F-00-00** (Front)


*Fits '20-'23 Wolverine X2 850*  
**BAR-2531H-00-00** (Rear)

*Fits 2019 Wolverine X2 850*  
**BG4-2531H-00-00** (Rear)

**B. WHEEL BEARING KIT**

Yamaha Genuine OE replacement wheel bearing kit. Includes front and rear wheels bearings and oil seals.

*Fits '19-'23 Wolverine X2 850*  
**1XD-WB024-00-00**



B

## GENUINE SERVICE PARTS

**'21~'23 WOLVERINE X2 850****YAMAHA GENUINE OILS & FILTERS**

Oil Capacity: Oil & Filter	3.49 US QT (3.3L)
Engine Oil Grade	A*
Engine Oil Filter	5GH-13440-80-00
Transmission Oil Capacity	1.48 US QT (1.4 L)
Transmission Oil Grade	80W-90
Transmission Oil	ACC-GROIL-G5-QT

**YAMAHA GENUINE PARTS**

Battery	11U-1LD00-00-00
Spark Plug	LMA-R8A90-00-00
Air Cleaner	BG4-E4451-00-00 (Primary) BG4-E4461-00-00 (Secondary)
Front Brake Pad Right	1XD-25805-10-00
Front Brake Pad Left	1XD-25805-00-00
Rear Brake Pad	BG4-25806-01-00**
Rear Brake Pad Left	1XD-25806-01-00
Rear Brake Pad Right	1XD-25806-11-00
Drive Belt	BG4-17641-00-00

\*A = 10W-40, 10W-50, 20W-50 or 15W-50 OVER 40°F

\*B = 10W40 or 10W50 BELOW 40°F; 5W-30 AT 30° or BELOW

\*\* = Parking brake pads

AUDIO

COLD  
WEATHERLIGHTING &  
ELECTRICAL

MIRRORS

PROTECTION

STORAGE

TOPS

TRIM &  
ACCENTSWINDSHIELDS  
& ENCLOSURESGENUINE  
SERVICE PARTS





**NEW! WOLVERINE WIND  
DEFLECTOR**  
B4J-F83M0-V0-00



**NEW! WOLVERINE  
BED EXTENDER**  
B4J-F84CA-V0-00



**AUDIO KIT**  
B4J-H81C0-S0-00



**OVERHEAD SPEAKER KIT**  
B4J-H81D0-V1-00

# WOLVERINE X4 850



**8" POWERED SUBWOOFER**  
B4J-H81S0-V1-00



**FRONT BRUSH GUARD WITH  
WINCH MOUNT**  
BAR-F84L0-V0-00



**FRONT A-ARM GUARDS**  
BG4-F31A0-V0-00



**ROCK SLIDERS**  
BG4-F11D0-V0-00



AUDIO

COLD  
WEATHER

LIGHTING &  
ELECTRICAL

MIRRORS

PROTECTION

STORAGE

TOPS

WINDSHIELDS  
& ENCLOSURES

GENUINE  
SERVICE PARTS

A. AUDIO KIT

The Yamaha engineers collaborated with SSV Works® to build this custom audio kit that fits in the factory doors of your Wolverine. Utilizing custom-tuned speaker pods, factory mounting locations and simple plug-and-play wiring, you get the best sounding and best fitting audio system. This system is even expandable when you add a powered subwoofer and additional speaker pods (sold separately).

- Easy installation with integrated mount locations for a user-friendly and out-of-the-way design
- Bluetooth®, AM/FM and dash-mounted AUX input-friendly
- Includes MRB3 head unit, 200 watt amp, wiring and two 6.5" SSV marine grade speakers
- Compatible with all OEM doors and the Yamaha Hard Cab
- Additional options (sold separately):
  - 4-Seat Overhead Speaker Pods: (B4J-H81D0-V0-00)
  - Powered Subwoofer: (B4J-H81S0-V1-00), sold separately, will also require additional mounting bracket (BAR-H81M0-V0-00)

*Fits '21-'23 Wolverine X4 850*

**B4J-H81C0-S0-00**

B. FACTORY AUDIO INSTALL KIT

Add the factory audio system with the install kit and experience high quality sound that is made for your Wolverine X4 850.

- Integrated mount locations for easy installation
- Requires SSV Audio Kit (B4J-H81C0-S0-00), sold separately
- For even superior sound and best performance, Yamaha recommends the use of the Power Subwoofer: (B4J-H81S0-V1-00), sold separately
- Compatible with OEM and Hard Cab Doors

*Fits '21-'23 Wolverine X4 850*

**BAR-H81M0-V0-00**

C. 8" POWERED SUBWOOFER

Nothing makes audio sound better than a Powered Subwoofer. This 8" Subwoofer is custom built to fit under the seat and is completely sealed and waterproof. With 200 watts of power, your friends will feel and hear you coming down the trail.

- Custom designed 8" sub with SMC sub enclosure
- Mounting location under driver's seat to maintain cargo space
- Prewiring included for all models equipped with factory audio system
- Compatible with Heater Kit and 2nd Battery Kit

*Fits '18-'23 Wolverine X4 850*

**B4J-H81S0-V1-00**

D. OVERHEAD SPEAKER KIT

Increase the performance of your Yamaha Genuine Audio Kit with these Overhead Speakers. Mounted in a custom-tuned speaker pod that is designed to maximize the audio quality and to fit the Wolverine perfectly, these pods are a direct plug into the Yamaha Genuine audio system.


- Two loaded 6.5" marine grade pod speakers
- Rugged, custom designed pods
- plug-and-play wiring kit
- Specifically designed with the Yamaha Genuine Suntop for perfect fit and finish

*Fits '21-'23 Wolverine X4 850*

**B4J-H81D0-V1-00**



A



B



C



D



A

**A. CAB HEATER KIT**

The Cab Heater produces heat via the engine coolant with the new Thermostat-Bypass to add extra warmth and comfort, without sacrificing any cargo space. The Cab Heater vents, electrical, and mounting are all designed for a factory look and feel.

- Thermostat Bypass provides quick and constant flow of warm air in all weather conditions
- 22,000 BTU/hr. and a 240 CFM blower for maximum heating comfort
- Compact design to maximize available cargo space
- 4 vents: 2 defrosting and 2 dash/cab vents
- Integrated wire harness for plug-and-play with designated mounting and drill points for vents
- 3-position rocker switch
- Vent/heater hose and clamps
- Dealer installation recommended
- Includes all necessary hardware needed for installation

*Fits '18-'23 Wolverine X4 850*

**B4J-K75L0-V0-00**

**B. HEATER THERMOSTAT BYPASS RETRO-KIT**

The Thermostat Bypass Heater Kit bypasses the thermostat to increase the heat of the cab while decreasing the time it takes to heat up. This kit can be used on all previous generation cab heater kits for the 850cc Wolverines.

- Experience approximately a 20% increase in temperature output and a 40% decrease in warm-up time\*
- Simply drain the coolant, install the kit, and then refill the coolant system (refer to Service Manual)
- Cab Heater can remain in unit
- Includes thermostat bypass and all needed hoses

*\*Based on unit warm up at 35°F at idle*

*Fits '18-'23 Wolverine X4 850*

**B4J-H3790-V0-00**

**C. PLOW MOUNT KIT BY WARN®**

The Plow Mount Kit by WARN® helps get your Wolverine X2 ready to plow snow, dirt, gravel, and more. This mount kit is required for the installation of the Snow Plow Kit by WARN®.

*Fits '20-'23 Wolverine X4 850*

**BAR-F84Y0-V0-00**

**D. YAMAHA 10W ACCESSORY POD LIGHT KIT**

These 2.5" accessory lights are a great addition to point light where your headlights can't reach. These 10W LEDs shine an extremely bright beam while drawing very little power

- Can be mounted on any flat area
- 360° adjustability
- Optional Accessory Mount Clamps also available separately
- Sold in pairs and includes a harness and switch

*Fits '18-'23 Wolverine X4 850*

**2HC-H4104-L0-00**

**E. 2<sup>ND</sup> BATTERY KIT**

The last thing you need is to be stranded with a discharged battery. This 2<sup>nd</sup> Battery Kit enables the use of two batteries, saving the main battery for essential functions like starting. If both batteries need charging, the main battery is charged first. Kit mounts underneath the hood, making for a simpler electrical access point for an improved accessory installation.

- Includes cut-to-length wiring and mounting brackets
- No loss of cargo space as it mounts underneath the hood

**NOTE:** Battery not included. GS® U1L-11 battery (11U-1LD00-00-00) or equivalent recommended, sold separately. Please contact your local Yamaha dealer.

*Fits '18-'23 Wolverine X4 850*

**BG4-H21B0-V0-00**




B



C



D



E

AUDIO

COLD  
WEATHERLIGHTING &  
ELECTRICAL

MIRRORS

PROTECTION

STORAGE

TOPS

WINDSHIELDS  
& ENCLOSURESGENUINE  
SERVICE PARTS



AUDIO

COLD  
WEATHER

LIGHTING &  
ELECTRICAL

MIRRORS

PROTECTION

STORAGE

TOPS

WINDSHIELDS  
& ENCLOSURES

GENUINE  
SERVICE PARTS

## A. YAMAHA ADVENTURE PRO® POWERED BY MAGELLAN®

When out on the trails or exploring all-new areas this Yamaha Adventure Pro powered by Magellan® will help you get the most out of your adventure! The Adventure Pro is the perfect companion and will help you share your trail experience with its front and rear facing cameras and social media/trail/vehicle logging. Further increase your confidence while exploring by being informed of what's happening with your ride as the Adventure Pro integrates with your ride's computer.

- 7" color LCR transmissive display — no need to remove gloves to use touchscreen
- WiFi capability and Bluetooth® connectivity
- Waterproof and shockproof
- Preset to share through all social media channels
- Unit-integration capabilities: vehicle speed, gear position, coolant temperature, battery voltage, 4WD status, and vehicle warnings
- U.S. and Canada pre-loaded maps with Yamaha dealerships
- Includes a Yamaha-exclusive website to plan and share rides with other Yamaha riders on TRX Trailhead ([yamahaadventurepro.com](http://yamahaadventurepro.com)) — the online planning/sharing tool where you can publish your tracks and show other riders your adventures with a quick, and easy-to-create link
- Free map and software updates from Magellan® (see [Magellangps.com](http://Magellangps.com) for terms and conditions)
- Includes RAM® mount for easy and flexible mounting (all hardware and wiring included)

Fits '18-'23 Wolverine X4 850

**B8K-H21G0-V1-00**

## B. YAMAHA 60W LED LIGHT BAR - 15"

With the Yamaha 60W LED Light Bar you get the complete lighting solution you would expect from Yamaha Genuine Accessories but at a fraction of the cost. No compromise on quality as we still utilize components like Carling®-style switches and marine-grade connectors, along with everything else you need to install on your side-by-side.

- 12 - 5W Cree® LEDs
- Newly designed wide spot reflector for improved light dispersion over standard light bars
- 50,000 hour life span
- Aluminum extruded housing
- Custom Yamaha end caps
- Flexible mounting base with lateral mounting capability
- Vehicle wiring harness with roof grommet
- Illuminated 2-position switch
- Low power consumption
- Beam configuration: 4 wide spot, 4 spot, 4 wide spot (15")
- Includes mounts

Fits '18-'23 Wolverine X4 850

**B64-H4104-V0-00**

## C. WOLVERINE ACCESSORY POWER LEAD KIT

The Accessory Power Lead Kit wires your preferred accessories to the unit's five pre-wired switched 12 V DC power couplers which are located under the dash of all Wolverine models.

- Kit includes components for up to 5 accessories
- 5 accessory leads
- 10 heat shrink butt connectors
- No modification of OE wiring harness
- 20 amp combined maximum

Fits '18-'23 Wolverine X4 850

**B4J-H25B0-V0-00**

## D. YAMAHA GENUINE CENTER MIRROR

Experience enhanced visibility in style with this center mirror. The mirror surface is made from glass to provide superior optical clarity and exceptional scratch resistance.

- Glass construction provides excellent optical clarity with no distortion and unsurpassed scratch resistance
- Composite polymer injection-molded body construction for strength and durability
- Internal structural ribbing prevents flexing and minimizes vibration
- Tool-less angle adjustment
- Requires mounting bracket or clamp for installation

Fits all SxS models


**BAS-F6206-V0-00**



A



B



C

\*Image reflects 1 of 5 power leads included in kit



D



A

**A. CENTER MIRROR MOUNTING BRACKET**

Use this bracket to mount the center mirror to your Yamaha side-by-side using the integrated flow drill holes already in the Rollover Protection Structure (ROPS). Provides the optimal angle and view point for the center mirror.

- All steel construction for durability and minimal vibration
- Exceptional rust and weather durability by being both E-coated and powder-coated
- No drilling required
- All hardware included

*Fits '21-'23 Wolverine X4 850*

**BAS-F621H-V0-00**



B

**B. YAMAHA UNIVERSAL MIRROR CLAMP**

With this all steel clamp you will be able to mount the Yamaha Center Mirror (BAS-F6206-V0-00), sold separately, to any 1.5" ROPS.

- Powder-coated steel construction
- Stainless Steel HDW
- Simple 1 bolt installation
- Universal adjustment

*Fits all SxS models*

**BAS-K7135-V0-00**



C

**C. NEW! SIDE VIEW MIRRORS**

The Yamaha-developed Side View Mirrors provide an excellent view and unmatched durability. The wide-angle, distortion-free glass viewing area provides great clarity and rearward visibility. Automotive style fold-away action provides added convenience when pulling in enclosed trailers or on tight trails by reducing the need to readjust the viewing area after folding back. Ultra tough diecast aluminum pivots provide the durability you've come to expect from Yamaha.

- Wide angle provides the optimal distortion-free view for off road use
- Scratch resistant glass viewing area
- Automotive fold-away action
- Diecast aluminum pivot mechanism
- Requires mounts (see below), sold separately

*Fits all SxS models*

**B4M-F62A0-V0-00**



D

**D. NEW! WOLVERINE SIDE VIEW MIRROR MOUNTS**

The all-new Yamaha Mirror Mount lineup features durable diecast aluminum construction and seamless integration for Wolverine models.

*Fits '21-'23 Wolverine X4 850*

**B4M-F6206-V0-00**

**E. NEW! UNIVERSAL SXS SIDE VIEW MIRROR MOUNTS**

The all-new Yamaha Mirror Mount lineup provides integration for all Yamaha Side-By-Side models with 2" and 1.75" ROPS.

*Fits all SxS models with 2" and 1.75" ROPS Mount*

**B4J-F6206-V0-00**



E

**F. NEW! SIDE VIEW MIRROR CAB MOUNTS**

The all-new Yamaha Mirror Mount lineup is constructed from ultra-durable billet aluminum with matched black textured finish offering up superior performance and next-level integration for Wolverine models with cab enclosures.

*Fits '21-'23 Wolverine X4 850*

**B4J-F6206-T0-00**



F

AUDIO

COLD  
WEATHERLIGHTING &  
ELECTRICAL

MIRRORS

PROTECTION

STORAGE

TOPS

WINDSHIELDS  
& ENCLOSURESGENUINE  
SERVICE PARTS



AUDIO

COLD  
WEATHER

LIGHTING &  
ELECTRICAL

MIRRORS

PROTECTION

STORAGE

TOPS

WINDSHIELDS  
& ENCLOSURES

GENUINE  
SERVICE PARTS

## A. FRONT BRUSH GUARD WITH WINCH MOUNT

Protect the front of your Wolverine X4 850 with our Front Brush Guard. Provides excellent protection from brush and trail obstacles while blending perfectly with the styling of the Wolverine's front end.

- Integrated Winch Mount – Does NOT require additional mount like the OEM grab bar
- Compatible with all WARN® VRX and AXON® Winches
- Includes 2 anchor points for secure and convenient trailering
- Mounting locations for Yamaha accessory LED spot lights or flood lights, sold separately
- Exceptional durability, all steel construction, 1.5" tubing that's been E-coated and powder-coated
- Easy bolt-on installation utilizing stock mounting location

*Fits '20-'23 Wolverine X4 850*

**BAR-F84L0-V0-00**

## B. SKID PLATE

Built from Ultra High Molecular Weight Polyethylene (UHMWPE), this Skid Plate resists damage and helps the Wolverine easily slide over rocks. Steel or aluminum skid plates are loud and can bend and gouge while tackling rugged terrain, but these UHMWPE plates provide expectational protection while maintaining their integrity.

- Constructed from 3/8" of the tough, self-lubricating UHMWPE that is 55% stronger than HMWPE
- Integrated mounting points with no loose clamps or nuts
- Simple to remove and no loss of service access points
- Recessed corrosion-resistant hardware
- Compatible with Front Skid Plate, Rock Sliders, and A-Arm Guards

*Fits '18-'23 Wolverine X4 850*

**B4J-F84P0-V0-00**

## C. FRONT SKID PLATE

This durable, lightweight, aluminum Front Skid Plate protects the front under carriage of the Wolverine from rocks, roots, and trail debris.

*Fits '18-'23 Wolverine X4 850*

**2MB-F84N0-T0-00**

## D. FRONT OVERFENDERS

The Front Overfenders seamlessly integrate with the Wolverine's styling while protecting the front of the unit from mud, water and debris.

- Integrated mounting points for simple installation
- Corrosion-resistant hardware

**NOTE:** *Drilling of fenders required for installation.*

*Fits '18-'23 Wolverine X4 850*

**BG4-F15E0-T0-00**

## E. REAR OVERFENDERS

The Rear Overfenders seamlessly integrate with the Wolverine's styling while protecting the back of the unit from mud, water and debris.

- Integrated mounting points for simple installation
- Corrosion-resistant hardware

**NOTE:** *Drilling of fenders required for installation.*


*Fits '18-'23 Wolverine X4 850*

**BG4-F15E0-S0-00**

A



B



C



D



E





A

### A. REAR BRUSH GUARD

Designed to match the Wolverine Front Brush Guard, rich in features and styling. This tubular and plate steel rear brush guard features integrated mounting locations for simple install.

- Mounting locations for LED Spots Lights (2HC-H4104-V0-00) or Flood Lights (2HC-H4104-L0-00), sold separately
- Utilizes six integrated mounting points for a secure mounting
- Extends down the frame tube for additional coverage
- Rugged steel construction that has been E-coated and powder-coated

*Fits '20-'23 Wolverine X4 850*

**BAR-F85E0-V0-00**



B


### B. ROCK SLIDERS

Take on the toughest, gnarliest trails but still protect your Wolverine X4. Yamaha's accessory Rock Sliders provide frame rail protection for the under-door area. Utilizing a full length, plated substructure, these Rock Sliders provide stylish looks while being robust enough to take on the abuse from trail obstacles.

- Durable, rugged steel construction
- Silver contrast color
- Integrated mounting positions

*Fits '18-'23 Wolverine X4 850*

**BG4-F11D0-V0-00**



C

### C. FRONT A-ARM GUARDS

Tired of having bags of hardware and spacers? Us too — so we fixed it! These aluminum A-Arm Guards utilize factory installed mounting points for simple installation, combining the style and performance you expect from Yamaha Genuine Accessories. With recessed mounting, debris venting, and the durability of aluminum construction, the A-Arm Guards are a perfect addition to keep your Wolverine X4 on the trail longer. Front and Rear A-Arm Guards sold separately.

- No loose spacers or clamps
- Stainless steel mounting hardware included

*Fits '18-'23 Wolverine X4 850*

**BG4-F31A0-V0-00**

### D. REAR A-ARM GUARDS

Add an extra level of protection to your Wolverine X4 850 rear A-Arms and drive axle components with these Aluminum A-Arm guards that utilize factory installed mounting points for the simple installation to provide the fitment you expect from Yamaha Genuine Accessories.

- All aluminum construction
- A-arm guard shape and recessed mounting hardware helps when traversing trail obstacles like ruts, rocks, and roots
- Reduction in mud build up and ease of cleaning accomplished with strategically positioned clean out ports
- No loose spacers
- Quick installation using integrated mounting points on the A-Arms

*Fits '20-'23 Wolverine X4 850*

**BAR-F21A0-V0-00**



D

### E. NEW! WOLVERINE BED EXTENDER


The new Bed Extender fits all Wolverine models. Solid steel construction provides 8 additional tie down points as well as additional storage area.

- 117% increase in storage area behind the rear seats of Wolverine X4 850 models when carrying passengers in the rear seats
- Not compatible with rear cargo box on Wolverine X4 850

*Follow the Owner's Manual and all labels on the vehicle when using this product to carry cargo.*

*Fits '21-'23 Wolverine X4 850*

**B4J-F84CA-V0-00**



E



AUDIO

COLD  
WEATHER

LIGHTING &  
ELECTRICAL

MIRRORS

PROTECTION

STORAGE

TOPS

WINDSHIELDS  
& ENCLOSURES

GENUINE  
SERVICE PARTS

A. REAR CARGO BOX

The Wolverine X4 850 has double the passengers, meaning double the storage needs. Yamaha has created a Rear Cargo Box to provide maximum storage space without sacrificing the versatility of your Wolverine X4 850. Fits perfectly in the rear cargo area for additional storage with style to match. This lockable box works great with or without Yamaha's cab systems.

- Lockable and water-resistant
- Replaces tailgate for maximum storage
- Capacity: 28 gallons (approximately 3.8 cubic feet)

*Fits '18-'23 Wolverine X4 850*  
**BG4-F83P0-V0-00**

B. KOPLIN OVERHEAD GUN/BOW RACK

When it comes to go hunting with your Wolverine X4 850, this overhead Gun/Bow Rack is the ideal solution to transport your equipment to your favorite hunting spot

- In-cab rack secures and protects two (2) guns or one (1) bow
- Rubber strap provides quick and silent access to firearms or bow
- Scratch-resistant foam-lined grips offer secure protection for exposed firearms, firearms encased in soft-sided cases or compound bows
- Easy installation without vehicle modification

*Fits '19-'23 Wolverine X4 850*  
**DBY-ACC56-51-71**

C. POLYETHYLENE SUN TOP

Built with the highest quality, the Yamaha Genuine Polyethylene Suntop offers unmatched fit and finish for your Wolverine X4 850.

- Designed and tested to minimize damage from the trail
- Integrated rain channel sheds water away from occupants
- Simple installation
- Lightweight design with additional reinforcement in critical areas
- Supports Yamaha Genuine Accessories
- Compatible with all hard and soft cab enclosures
- Includes all necessary hardware needed for installation

*Fits '21-'23 Wolverine X4 850*  
**B4J-K84A0-V0-00**

D. FOLDING POLYCARBONATE WINDSHIELD

Made from shatter-resistant polycarbonate, the Yamaha Genuine Windshield is 300% more scratch resistant due to hard-coating on both sides.

- 3/16" of optical-grade polycarbonate for superior clarity and rigidity
- Exclusive Yamaha-engineered toolless quick-release with glass-filled nylon clamps
- Seamless integration with the vehicle's hood and sun top for a perfect fit and superior sealing
- Designed to be trailered
- Works with the Yamaha Genuine Soft Enclosure Cover (not compatible with Hard Cab System Doors)
- Replacement parts available:
  - Hood Bumper Kit: (B4M-K7240-V0-00)
  - Latch Kit: (B4M-K7260-V0-00)
  - Clamps: (BG4-F72C2-V0-00)

*Fits '21-'23 Wolverine X4 850*  
**B4M-F83J0-V0-00**

A




B




C



D





A

**A. HALF POLYCARBONATE WINDSHIELD**

Made from shatter-resistant polycarbonate, the Yamaha Genuine Windshield is 300% more scratch resistant due to hard-coating on both sides.

- 3/16" of optical-grade polycarbonate for superior clarity and rigidity
- Exclusive Yamaha-engineered toolless quick-release with glass-filled nylon clamps
- Seamless integration with the vehicle's hood and sun top for a perfect fit and superior sealing
- Designed to be trailered
- Works with the Yamaha Genuine Soft Enclosure Covers (not compatible with Hard Cab System Doors)
- Replacement parts available:
  - Hood Bumper Kit: (B4M-K7240-V0-00)
  - Latch Kit: (B4M-K7260-V0-00)
  - Clamps: (BG4-F72C2-V0-00)

*Fits '21-'23 Wolverine X4 850*

**B4M-F83JO-T0-00**

**B. FULL POLYCARBONATE WINDSHIELD**

Made from shatter-resistant polycarbonate, the Yamaha Genuine Windshield is 300% more scratch resistant due to hard-coating on both sides.

- 3/16" of optical-grade polycarbonate for superior clarity and rigidity
- Exclusive Yamaha-engineered toolless quick-release with glass-filled nylon clamps
- Seamless integration with the vehicle's hood and sun top for a perfect fit and superior sealing
- Designed to be trailered
- Works with the Yamaha Genuine Soft Enclosure Covers (not compatible with Hard Cab System Doors)
- Replacement parts available:
  - Clamps: (BG4-F72C2-V0-00)

*Fits '21-'23 Wolverine X4 850*

**B4J-F83JO-V0-00**



B

**C. NEW! WOLVERINE WIND DEFLECTOR**

The new 3D-formed Half Polycarbonate Wind Deflector provides smooth airflow while complementing the quality look and feel of the Wolverine SXS lineup.

- 3/16" of optical-grade polycarbonate for superior clarity and rigidity
- Hard coated on both sides for 300% more scratch resistance vs standard polycarbonate
- New 3D-formed shape provides smoother air flow and improved styling
- New silk-screened border provides quality look
- Exclusive Yamaha-engineered toolless quick-release clamps
- Seamless integration with the vehicle's hood for a perfect fit
- Works with the Yamaha Genuine Soft Enclosure Covers (not compatible with Hard Cab System Doors)

*Fits '21-'23 Wolverine X4 850*

**B4J-F83MO-V0-00**



C

AUDIO

COLD  
WEATHERLIGHTING &  
ELECTRICAL

MIRRORS

PROTECTION

STORAGE

TOPS

WINDSHIELDS  
& ENCLOSURESGENUINE  
SERVICE PARTS



AUDIO

COLD  
WEATHER

LIGHTING &  
ELECTRICAL

MIRRORS

PROTECTION

STORAGE

TOPS

WINDSHIELDS  
& ENCLOSURES

GENUINE  
SERVICE PARTS

A. GLASS WINDSHIELD WITH WIPER AND WASHER SYSTEM

- The Yamaha Genuine Glass Front Windshield utilizes laminated glass and features an integrated Wiper and Washer System.
- Constructed of 1/4" thick laminated glass for the highest level of scratch resistance
  - Washer System seamlessly mounts under Wolverine's hood
  - Includes integrated pillar mounts for an OEM fit and finish for all wiring and mounting
  - Designed to be trailered
  - Requires Sun Top: (B4J-K84A0-V0-00), for 4-Seat. sold separately
  - Works with Yamaha Genuine Hard Cab Enclosures
  - Not compatible with the Soft Cab Covers

*Fits '21-'23 Wolverine X4 850*  
**B4J-F83J0-T0-00**

B. FLIP-UP REAR GLASS WINDOW

- The Yamaha Genuine Glass Rear Window offers protection from wind, rain and dust.
- Tinted, tempered glass window with gas lift-assist struts
  - Fully lockable with matching keys
  - Seal on lower edge of the tailgate reduces wind and dust intrusion into cab
  - Protects cargo from the elements
  - Pairs perfectly with the Rear Cargo Box: (BG4-P830V-00-00)

*Fits '21-'23 Wolverine X4 850*  
**B4J-K750A-T0-00**

C. SOFT REAR WINDOW

- The Yamaha Genuine Soft Rear Window perfectly fits your Wolverine while providing cargo protection from the elements. Works with the soft side enclosure, sun top, and poly windshields for a complete enclosure.
- Window can be rolled up and secured with straps to increase ventilation or when not in use
  - Quick snap-on/pull-off installation
  - Attaches with hook-and-loop and riveted snap
  - Made from durable Sur Last® 300D and clear vinyl
  - Highly recommended to be used with Polycarbonate Front Fixed or Folding Windshield or Hard Cab Enclosure System Glass Front Windshield with Wiper (all sold separately)
  - Requires Hard Sun Top: (B4J-K84A0-V0-00), sold separately
  - Dealer installation recommended (drilling and riveting required)

*Fits '21-'23 Wolverine X4 850*  
**B4J-K750A-V0-00**



A



B



C



A

**A. SOFT SIDE COVERS**

Yamaha Genuine Soft Side Enclosure perfectly fits your Wolverine X4 850 while providing protection from the elements. Works with the hard or soft rear window, suntop, and poly windshields for a complete enclosure.

- Protects occupants from rain, wind, mud and light trail debris
- Zippers operate with doors for easy ingress and egress
- Windows can be rolled up and secured with straps when not in use
- Quick snap-on/pull-off installation
- Attaches with hook-and-loop and riveted snap
- Made from durable Sur Last® 300 denier nylon and clear vinyl
- Recommended to be used with the Hard or Soft Rear Window (sold separately)
- Highly recommended to be used with Poly Fixed or Folding Windshield (sold separately)
- Requires Hard Suntop: (B4J-K84A0-V0-00), sold separately
- Dealer installation recommended (drilling and riveting required)
- Not compatible with Glass Windshield

Fits '21-'23 Wolverine X4 850

**BAR-F17B0-V0-0**

**B. AXLE ASSEMBLIES**

Yamaha Genuine OE replacement axle drive assembly kit.

Fits '18-'23 Wolverine X4 850

**BG4-2518F-00-00** (Front)

Fits '20-'23 Wolverine X4 850

**BAR-2531H-00-00** (Rear)

Fits '18-'19 Wolverine X4 850

**BG4-2531H-00-00** (Rear)

**C. WHEEL BEARING KIT**

Yamaha Genuine OE replacement wheel bearing kit. Includes front and rear wheel bearings and oil seals.

Fits '18-'23 Wolverine X4 850

**1XD-WB024-00-00**

AUDIO

COLD  
WEATHERLIGHTING &  
ELECTRICAL

MIRRORS

PROTECTION

STORAGE

TOPS

WINDSHIELDS  
& ENCLOSURESGENUINE  
SERVICE PARTS**GENUINE SERVICE PARTS****'21~'23 WOLVERINE X4 850****YAMAHA GENUINE OILS & FILTERS**

Oil Capacity: Oil & Filter	3.49 US QT (3.3L)
Engine Oil Grade	A*
Engine Oil Filter	5GH-13440-80-00
Transmission Oil Capacity	1.48 US QT (1.4 L)
Transmission Oil Grade	80W-90
Transmission Oil	ACC-GROIL-G5-QT

**YAMAHA GENUINE PARTS**

Battery	11U-1LD00-00-00
Spark Plug	LMA-R8A90-00-00
Air Cleaner	BG4-E4451-00-00 (Primary) BG4-E4461-00-00 (Secondary)
Front Brake Pad Right	1XD-25805-10-00
Front Brake Pad Left	1XD-25805-00-00
Rear Brake Pad	BG4-25806-01-00**
Rear Brake Pad Left	1XD-25806-01-00
Rear Brake Pad Right	1XD-25806-11-00
Drive Belt	BG4-17641-00-00

\*A = 10W-40, 10W-50, 20W-50 or 15W-50 OVER 40°F

\*B = 10W40 or 10W50 BELOW 40°F; 5W-30 AT 30° or BELOW

\*\* = Parking brake pads







PURE SPORT SIDE-BY-SIDE  
ACCESSORIES







**FOLDING WINDSHIELD**  
B5H-F83J0-V0-00



**GYTR 4-POINT HARNESS KIT**  
B5H-F47K0-S0-00



**YAMAHA CENTER MIRROR**  
BAS-F6206-V0-00



**REAR CARGO BOX**  
B5H-F83P0-V0-00



# YXZ1000R / SS



**SOFT REAR WINDOW**  
B5H-K750A-V0-00



**OVERHEAD AUDIO SYSTEM**  
B5H-H81C0-V0-00



**REAR SPEAKER PODS**  
B5H-H81D0-V0-00



**POWERED SUBWOOFER  
BY SSV WORKS®**  
B5H-H81D0-T0-00



AUDIO

COVERS

HARNESSES

LIGHTING & ELECTRICAL

MIRRORS

PERFORMANCE

PROTECTION

STORAGE

TOPS

TRIM & ACCENTS

WINDSHIELDS & ENCLOSURES

GENUINE SERVICE PARTS

A. OVERHEAD AUDIO SYSTEM

Yamaha and SSV Works® collaborated on the design for this Overhead Audio System for the YZZ1000R/SS. Designed to withstand harsh conditions, the system preserves valuable cargo space by mounting two speakers overhead and utilizes the dash area for the audio controls.

Other features include:

- Waterproof, marine-grade, two-way, 6.5" speakers
- Audio control on the dash (volume, track, forward/back, play/pause) and 3.5mm AUX input for MP3 or SiriusXM® Radio, and a 12 V DC charge port
- Bluetooth® connectivity
- SSV Works® output connector for system expansion
- Includes accessory Gauge Pod (B5H-U35B0-V0-00), sold separately for mounting the Overhead Audio System
- To further enhance this system, add on the accessory Rear Speaker Pods and Powered Subwoofer (sold separately)
- Because Yamaha has the highest standard for our customers, we "highly recommend" using the 2nd Battery Kit or Alternator Kit (both sold separately) when installing multiple electronics on the YZZ1000R or YZZ1000R SS

Fits '19-'23 YZZ1000R/ SS models

**B5H-H81C0-V0-00**

B. POWERED SUBWOOFER BY SSV WORKS®

This 10" powered subwoofer is designed to deliver the best sound quality and bass response.

- Features a modular design
- Fiberglass construction and marine-grade components withstand harsh trail conditions
- Includes housing, speaker, amplifier, and stainless steel mounting hardware
- Designed to be used with Overhead Audio System and Rear Speaker Pods (sold separately)
- Because Yamaha has the highest standard for our customers, we "highly recommend" using the 2nd Battery Kit or Alternator Kit (both sold separately) when installing multiple electronics on the YZZ1000R or YZZ1000R SS

**NOTE:** Cutting required; dealer installation recommended. Not compatible with accessory GYTR Turbo Kit for both YZZ1000R and YZZ1000R SS.

Fits all '16-'23 YZZ1000R/ SS models

**B5H-H81D0-T0-00**

C. REAR SPEAKER PODS

These simple yet durable modular rear speakers crank out quality sound and bass response.

- These speakers endure harsh conditions thanks to their marine-grade fiberglass construction
- Compatible and designed to be used with our Overhead Audio System and Powered Subwoofer (sold separately) or most other audio systems
- Set includes stainless steel mounting hardware
- Mounts behind driver and passenger, utilizing the overhead protection bars
- When installed in conjunction with accessory Rear Window (B5H-K750A-T0-00) sold separately, the rear window will need to be trimmed for accurate fitment
- Because Yamaha has the highest standard for our customers, we "highly recommend" using the 2nd Battery Kit or Alternator Kit (both sold separately) when installing multiple electronics on the YZZ1000R or YZZ1000R SS

**NOTE:** Trimming required; dealer installation recommended.

Fits '19-'23 YZZ1000R/ SS models

**B5H-H81D0-V0-00**







A



B



C



D

### A. YXZ1000R STORAGE COVER

Helps protect your investment from the elements during storage.

- Constructed of black ClimaShield® 300D, all-weather fabric
- This custom-fit storage cover secures to the unit with elastic around the perimeter of the bottom edge
- Cover fits with all installed accessories too
- Features the YXZ1000R logo on the sides and Yamaha Tuning Fork logo on the front
- Solution dyed — this is the best method of dyeing; the dye solution is 100% permeated through the thread, not just on the outside

Fits all '16-'23 YXZ1000R/ SS models  
2HC-F81A0-V1-00

### B. GYTR® 4-POINT HARNESS KIT

Everything you need to install the GYTR 4-Point Harness on the driver and passenger seats with one, convenient part number.

- Kit includes Harness Mount (B5H-F47K0-V0-00) and GYTR 4-Point Harness (B57-F47K0-V0-00)
- Harness Mount is constructed of forged aluminum for strength and durability
- No modification required — installs with hand tools for ease of installation
- Complies with ANSI/ROHVA standards
- Replacement Harness Mount (B5H-F47K0-V0-00) and GYTR 4-Point Harness (B57-F47K0-V0-00) (sold separately)

Fits '18-'23 YXZ1000R/ SS models  
B5H-F47K0-S0-00

### C. GAUGE POD

This stylish pod mounts effortlessly to the dash and complements the styling of the unit. The pod is located in the perfect spot to not diminish visibility and it is easily accessible. Includes a blank faceplate with multiple cut locations, giving you the ability to mount various combinations of gauges and switches.

- Constructed from polypropylene
- Large enough to mount 2" gauges
- Does not interfere with access panels and/or service items
- Included in the accessory Overhead Audio System (B5H-H81C0-V0-00), sold separately

Fits '16-'23 YXZ1000R/ SS models  
B5H-H35B0-V0-00

### D. YAMAHA ADVENTURE PRO POWERED BY MAGELLAN®

When out on the trails or exploring all-new areas this Yamaha Adventure Pro powered by Magellan® will help you get the most out of your adventure! The Adventure Pro is the perfect companion and will help you share your trail experience with its front and rear facing cameras and social media/trail/vehicle logging. Further increase your confidence while exploring by being informed of what's happening with your ride as the Adventure Pro integrates with your ride's computer.

- 7" color LCR transmissive display — no need to remove gloves to use touchscreen
- WiFi capability and Bluetooth® connectivity
- Waterproof and shockproof
- Preset to share through all social media channels
- Unit-integration capabilities: vehicle speed, gear position, coolant temperature, battery voltage, 4WD status, and vehicle warnings
- U.S. and Canada pre-loaded maps with Yamaha dealerships
- Includes a Yamaha-exclusive website to plan and share rides with other Yamaha riders on TRX Trailhead ([yamahaadventurepro.com](http://yamahaadventurepro.com)) — the online planning/sharing tool where you can publish your tracks and show other riders your adventures with a quick and easy-to-create link
- Free map and software updates from Magellan® (see [Magellangps.com](http://Magellangps.com) for terms and conditions)
- Includes RAM® mount for easy and flexible mounting (all hardware and wiring included)

Fits '16-'23 YXZ1000R/ SS models  
B8K-H21G0-V1-00

AUDIO

COVERS

HARNESSES

LIGHTING &amp; ELECTRICAL

MIRRORS

PERFORMANCE

PROTECTION

STORAGE

TOPS

TRIM &amp; ACCENTS

WINDSHIELDS &amp; ENCLOSURES

GENUINE SERVICE PARTS



AUDIO

COVERS

HARNESSES

LIGHTING & ELECTRICAL

MIRRORS

PERFORMANCE

PROTECTION

STORAGE

TOPS

TRIM & ACCENTS

WINDSHIELDS & ENCLOSURES

GENUINE SERVICE PARTS

A. YAMAHA 60W LED LIGHT BAR - 15"

With the Yamaha 60W LED Light Bar you get the complete lighting solution you would expect from Yamaha Genuine accessories but at a fraction of the cost. No compromise on quality as we still utilize components like Carling®-style switches and marine-grade connectors, along with everything else you need to install on your side-by-side.

- 12 - 5W Cree® LEDs
- Newly designed wide spot reflector for improved light dispersion over standard light bars
- 50,000 hour life span
- Aluminum extruded housing
- Custom Yamaha end caps
- Flexible mounting base with lateral mounting capability
- Vehicle wiring harness with roof grommet
- Illuminated 2-position switch
- Low power consumption
- Beam configuration: 4 wide spot, 4 spot, 4 wide spot (15")
- Includes mounts
- Optional Switch Panel Kit (2HC-H2570-V0-00) also available separately

**NOTE:** Drilling of Sun Top required for installation.

*Fits '16-'23 YXZ1000R/ SS models*

**BG4-H4104-V0-00**

B. YAMAHA 10W ACCESSORY POD LIGHTS

These 2.5" accessory lights are a great addition to point light where your headlights can't reach. These 10 W LEDs shine an extremely bright beam while drawing very little power. Their compact size makes them versatile and allows you to mount them just about anywhere on your YXZ1000R.

- Can be mounted on any flat area
- 360° adjustability
- Optional Accessory Mount Clamps (2HC-F34A0-V0-00) also available separately
- Sold in pairs and includes a harness and switch
- Optional Switch Panel Kit (2HC-H2570-V0-00) also available separately

*Fits '16-'23 YXZ1000R/ SS models*

**2HC-H4104-L0-00**

C. 5W FRONT MOUNT POD LIGHTS

This front-mounted pod light kit will provide you with:

- Two 5 W Cree® LEDs
- An integrated mounting solution
- Marine-grade wiring and switches needed for installation

*Fits '19-'23 YXZ1000R/SS models*

**B5H-H4104-V0-00**

D. 2<sup>ND</sup> BATTERY KIT

The integrated 2<sup>nd</sup> Battery Kit enables the use of two batteries, saving the main battery for essential functions like starting — giving you the confidence you need. If both batteries need charging, the main battery is charged first. Use with 12 V accessories such as winches, lights, stereos, and more. Kit does not include actual battery (11U-1LD00-00-00), sold separately.

- Kit mounts underneath the hood, making for a simpler electrical access point for an improved accessory installation
- Waterproof design
- Includes cut-to-length wiring and connectors
- Easy to install

*Fits '19-'23 YXZ1000R/ SS models*

**B5H-H21B0-V0-00**



A



B



C



D



A

**A. YAMAHA GENUINE CENTER MIRROR**

Experience enhanced visibility in style with this center mirror. The mirror surface is made from glass to provide superior optical clarity and exceptional scratch resistance.

- Glass construction provides excellent optical clarity with no distortion and unsurpassed scratch resistance
- Composite polymer injection-molded body construction for strength and durability
- Internal structural ribbing prevents flexing and minimizes vibration
- Toolless angle adjustment
- Requires mounting bracket or clamp for installation

*Fits all SxS models*

**BAS-F6206-V0-00**



B

**B. CENTER MIRROR MOUNTING BRACKET**

Use this bracket to mount the center mirror to your Yamaha side-by-side using the integrated flow drill holes already in the Rollover Protection Structure (ROPS) Provides the optimal angle and view point for the center mirror.

- All steel construction for durability and minimal vibration
- Exceptional rust and weather durability by being both E-coated and powder-coated
- No drilling required
- All hardware included

*Fits '16-'23 YXZ1000R/SS*

**BAS-F621H-V0-00**



C

**C. YAMAHA UNIVERSAL MIRROR CLAMP**

With this all steel clamp you will be able to mount the Yamaha Center Mirror (BAS-F6206-V0-00), sold separately to any 1.5" ROPS

- Powder-coated steel construction
- Stainless Steel HDW
- Simple 1 bolt installation
- Universal adjustment

*Fits all SxS models*

**BAS-K7135-V0-00**



D

**D. NEW! SIDE VIEW MIRRORS**

The Yamaha-developed Side View Mirrors provide an excellent view and unmatched durability. The wide-angle, distortion-free glass viewing area provides great clarity and rearward visibility. Automotive style fold-away action provides added convenience when pulling in enclosed trailers or on tight trails by reducing the need to readjust the viewing area after folding back. Ultra tough diecast aluminum pivots provide the durability you've come to expect from Yamaha.

- Wide angle provides the optimal distortion-free view for off-road use
- Scratch resistant glass viewing area
- Automotive fold-away action
- Diecast aluminum pivot mechanism
- Requires mounts (see below), sold separately

*Fits all SxS models*

**B4M-F62A0-V0-00**



E

**E. NEW! UNIVERSAL SXS SIDE VIEW MIRROR MOUNTS**

The all-new Yamaha Mirror Mount lineup provides integration for all Yamaha Side-By-Side models with 2" and 1.75" ROPS (Roll Over Protection).

*Fits all SxS models with 2" and 1.75" ROPS Mount*

**B4J-F6206-V0-00**

AUDIO

COVERS

HARNESSES

LIGHTING &amp; ELECTRICAL

MIRRORS

PERFORMANCE

PROTECTION

STORAGE

TOPS

TRIM &amp; ACCENTS

WINDSHIELDS &amp; ENCLOSURES

GENUINE SERVICE PARTS



AUDIO

COVERS

HARNESSES

LIGHTING & ELECTRICAL

MIRRORS

PERFORMANCE

PROTECTION

STORAGE

TOPS

TRIM & ACCENTS

WINDSHIELDS & ENCLOSURES

GENUINE SERVICE PARTS

A. YXZ1000R/ YXZ1000R SS GYTR® TURBO KIT

Designed by Yamaha's advanced team of engineers specifically for the 2019-2022 YXZ1000R and YXZ1000R Sport Shift (SS) models, the all-new Yamaha Genuine Technology Racing (GYTR) Turbo Kit is more powerful and easier to install than previous model years. The GYTR Turbo Kit uses the renowned Garrett® GT2554R turbo to meet Yamaha's highest standards of reliability, while power delivery is meticulously tuned to provide thrilling, confidence-inspiring performance for all drivers. This kit is legal for sale in California under the California Air Resources Board executive order D-807U-3.

- Up to a 60% increase in peak power over stock\*
- High performance Garrett® GT2554R liquid-cooled ball bearing turbo provides decreased spool time for broad power gains throughout the rpm range
- Pre-programmed, plug-and-play ECU delivers precise fuel injection settings, enhancing drivability across the entire rpm range for maximum power and maximum fun
- Large, highly efficient water-to-air intercooler is easier to install, while an integrated cooling fan increases charge-air cooling capacity and prevents heat soak when idling
- SAE 310S cast stainless steel exhaust manifold reduces weight and eases installation
- Lightweight molded-silicone intake is less susceptible to power-robbing "heat soak"
- The high flow air box located between the vehicle's occupants on the rear panel features a GYTR-branded lid, allows easy, tool-free air filter access, maximizes air intake, and minimizes water/dust intrusion
- Heightened "turbo whistle" sound for ultimate excitement
- Relocated water pump does not require cutting of the floorboards and is therefore easier to service, bleed and install
- Dealer installation recommended
- **IMPORTANT: Requires the use of premium 91-octane gas**

Fits '19-'22 YXZ1000R SS

**BAS-E46F0-V0-00**

Fits '19-'22 YXZ1000R

**B5J-E46F0-S0-00**

*\*Test results using Mustang Dynamometer® Chassis dyno at the rear wheels using SAE J1349 correction factor.*

B. TURBO KIT REPLACEMENT AIR FILTER

Direct replacement of the Donaldson® air filter that is included in the GYTR Turbo Kit (sold separately).

- Housing is made of polymer for strength, durability, and light weight
- Trail-tested to ensure it'll dominate the harsh rides you're sure to put your YXZ1000R through

Fits all GYTR YXZ1000R/ YXZ1000R SS Turbo Kits

**2HC-E4827-V0-00**


C. GYTR® "BFC" (BILLET FRICION CLUTCH) KIT

Racing can be a game of inches, tenths, or simply a game of survival. When you're on the track, you want every advantage possible to help you take the lead. The GYTR "BFC" Billet Friction Clutch is designed to handle the rigors of extreme off-road racing, giving you the confidence to downshift and take the lead! This kit includes a Billet Clutch Basket, Inner Hub, and Pressure Plate to create a robust clutch system.

- Precision-machined from the highest grade aluminum then anodized to increase durability while minimizing weight gain needed to add additional plate
- Removing stock judder springs and adding additional friction and plates increase the friction material amount inside the clutch for increased holding power
- Five additional friction plates (5YU-16321-00-00) and five clutch plates, (2H7-16325-00-00, three of which replace the stock judder plates) will be required for installation (all sold separately)
- 25.4% increase over manual clutch; 32.8% increase over Sport Shift (SS model) clutch
- Has the correct stack height and preload to be used in both manual and Sport Shift models
- Increased oil retention to help feed inner hub radial oiling passages for full potential flow
- Clutch plates, friction plates, and Yamalube® all sold separately

Fits '16-'23 YXZ1000R/ SS models


**2HC-E6300-V0-00**



A



B



C





### A. GYTR® FULL EXHAUST SYSTEM BY DASA RACING

Yamaha is proud to announce our collaboration with Dasa Racing to offer the all-new GYTR Full Exhaust System for YXZ1000R models. This top-of-the-line exhaust system utilizes three equal length stainless steel pipes beautifully TIG-welded in a true 3-pipe merge. The aluminum muffler housing is powder-coated in an exclusive smoke chrome finish with a machined endcap and GYTR emblem to provide additional style. Not only is this exhaust system unmatched in style and quality, it also gives you the performance gains and weight savings you demand in a closed course, race-only exhaust system.


- No unsightly MIG welds or stamped parts
- Stock Yamaha clamps and gaskets for the head pipe and mid-pipe joint for added sealing and durability
- 8 lb. lighter; 10% horsepower gain<sup>1</sup> over the stock YXZ1000R system
- Includes spark arrestor
- Requires the use of Power Commander® V by Dynojet Research®, sold separately

*This accessory is restricted to closed-course competition use.*

*Fits '16-'23 YXZ1000R/ SS models*

**GYT-YXZEX-FS-00**

**A**



**B**

### B. GYTR® RACE CYLINDER HEAD ASSEMBLY

Yamaha Factory racing horsepower now available for our YXZ racers. The GYTR Race Cylinder Head Assembly comes fully assembled with REM®-finished GYTR race camshafts and CNC-ported head for increased flow, providing ultimate performance and reliability. Requires stock cam gears (not included).

- Head surface decked for improved compression ratio from 11.5-12.5
- Stock valves, buckets, and springs are included for durability and easy maintenance
- Requires the use of the Power Commander® V by Dynojet Research®, sold separately
- Designed to be used with additional GYTR accessories for the ultimate engine performance
- Requires use of minimum 112-octane racing fuel (if this head assembly is used without other engine modifications, 110-octane racing fuel can be used)

*This accessory is restricted to closed-course competition use.*

*Fits '16-'23 YXZ1000R/ SS models*

**2HC-E11B0-V0-00**

### C. GYTR® RACE CAMSHAFT SET

GYTR Race Camshaft Set provides added lift and duration over the YXZ's stock camshaft

- High-lift cams with special billet alloy construction to provide consistent machined surfaces for increased durability, with advanced REM® surface finishing, a technology that, on a nano level, allows for better lubrication
- Designed to be used with the stock valve train
- Included in the GYTR Race Cylinder Head Assembly, sold separately
- Requires the use of the Power Commander® V by Dynojet Research®, sold separately
- Requires use of minimum 112-octane racing fuel (octane requirement is dependent on engine configuration)

*This accessory is restricted to closed-course competition use.*

*Fits '16-'23 YXZ1000R/ SS models*

**2HC-E21F0-V0-00**



**C**

<sup>1</sup> Test results using Mustang Dynamometer® chassis dyno at the rear wheel using SAE J1349 correction factor.



AUDIO

COVERS

HARNESSES

LIGHTING & ELECTRICAL

MIRRORS

PERFORMANCE

PROTECTION

STORAGE

TOPS

TRIM & ACCENTS

WINDSHIELDS & ENCLOSURES

GENUINE SERVICE PARTS

A. GYTR® HIGH COMPRESSION PISTON SET

The GYTR High Compression Piston Set was designed by our very own engineering team. Countless hours of dyno work have led to the creation of this exclusive piston set for your YXZ. Utilizing proprietary data only known by our engineers, the GYTR High Compression Piston Set is for the serious racer looking for the ultimate performance! This kit includes piston rings, wrist pins, and clips.

- Shallow valve pockets for increased compression (13.5:1 piston only; 15:1 when installed with the GYTR Race Cylinder Head Assembly)
- Highly recommended to be used in conjunction with GYTR Full Exhaust System by Dasa Racing and GYTR Race Cylinder Head Assembly
- Under-crown matching to keep consistent piston weights identical to stock weight to maintain perfect engine balance
- Requires the use of the Power Commander® V by DynoJet Research® and GYTR Race Connecting Rod Set, both sold separately
- Designed to be used with additional GYTR accessories for the ultimate engine performance
- Requires use of minimum 112-octane racing fuel

*This accessory is restricted to closed-course competition use.*

*Fits '16-'23 YXZ1000R/ SS models*

**2HC-E16A0-V0-00**

B. POWER COMMANDER® V BY DYNOJET RESEARCH®

The Power Commander® V is loaded with tons of new features. Now less than half the size of the Power Commander® III USB and USB-powered from a computer, no longer requiring a 9-volt adaptor for programming.

- A 2-position map switching function comes built in (map switch not included)
- Gear input allows for map adjustment based on gear and speed
- Analog input allows user to install any 0-5 volt sensor and build an adjustment table based on its input, such as temperature
- With gear position input connected, the PC V is capable of allowing each cylinder to be mapped individually and for each gear (e.g., on a 4-cylinder motorcycle with a 6-speed transmission there could be up to 24 separate fuel tables)
- Unit has a -100/ +250% fuel change range (up from -100/ +100%) and 10 throttle position columns (up from 9 on PC III USB)
- Also features an enhanced "accel pump" utility via increased adjustment and sensitivity ranges

*This accessory is restricted to closed-course competition use.*

*Fits '16-'23 YXZ1000R/ SS models*

**SXS-YXZPC-V0-00**

C. GYTR® TORQUE ASSIST GEAR KIT

GYTR's Torque Assist Gear Kit helps your YXZ1000R get up, over, and through the rockiest terrain, tightest trails, and nastiest mud. This innovative system reduces overall gearing, providing enhanced torque control to the industry's only Pure Sport Side-by-Side.

- 22% reduction on original gearing for balanced close ratio performance
- 32% reduction to 1st gear from OEM for ultimate low speed crawling
- Works great with various tire sizes (29" - 31") allowing you to dial in your exact tire setup/size
- Yamaha Genuine Accessory Tire Kits, available exclusively through Yamaha, are highly recommended and perfectly matched for the ultimate riding experience

*Fits '19-'23 YXZ1000R SS*

**B5H-E7530-V0-00**


*Fits '19-'23 YXZ1000R*

**B5J-E7530-V0-00**


**NOTE:** Dealer installation recommended.



A



B



C



A

### A. ALTERNATOR KIT

This alternator is a great addition to the YXZ1000R, ensuring your battery stays charged while running different electrical accessories such as lights and stereos. Kit includes:

- Alternator and mount
- Wiring
- Belt and pulley
- Dust cover
- New oil lines (must relocate)
- All necessary hardware

**NOTE:** Dealer installation recommended.

Fits '16-'23 YXZ1000R/ SS models  
2HC-H1200-V0-00

### B. REKLUSE® CLUTCH

This clutch system allows you to operate the manual transmission on the YXZ1000R with ease, gives smooth clutch engagement, comes in very handy when maneuvering at low speeds in technical terrain, and eliminates engine stall. The Rekluse® clutch adds convenience without reducing performance.

**NOTE:** Fits Standard Shift models only.  
Dealer installation recommended.

Fits '16-'23 YXZ1000R  
2HC-E63B0-V0-00

### C. GYTR® FOAM AIR FILTER

The GYTR Multi-Stage Foam Air Filter has a special two-stage design for maximum airflow and superior filtration for greater engine protection.


Fits '16-'23 YXZ1000R/ SS models  
2HC-E41C0-V0-00

### D. HEAVY-DUTY FRONT BRUSH GUARD

Heavy-Duty Front Brush Guard is machined from durable, welded steel sheet and tube. It's designed to add protection to the front end of your YXZ1000R from rocks, trees, branches, and other debris.

- Includes 2 anchor points for secure and convenient trailering
- Provides protection for headlights
- Exceptional rust and weather durability by being both E-coated and powder-coated
- Compatible with our Accessory front winch systems (sold separately)
- Mounting locations for LED Spots Lights (2HC-H4104-V0-00) or Flood Lights (2HC-H4104-L0-00), sold separately
- When installing on a non-XT-R YXZ1000R, the Front Grab Bar is required (BAS-F845N-T0-00), sold separately

Fits '20-'23 YXZ1000R/ SS models  
BAS-F84L0-V0-00



B



C



D

AUDIO

COVERS

HARNESSES

LIGHTING &  
ELECTRICAL

MIRRORS

PERFORMANCE

PROTECTION

STORAGE

TOPS

TRIM &  
ACCENTS

WINDSHIELDS  
& ENCLOSURES

GENUINE  
SERVICE PARTS



AUDIO

COVERS

HARNESES

LIGHTING & ELECTRICAL

MIRRORS

PERFORMANCE

PROTECTION

STORAGE

TOPS

TRIM & ACCENTS

WINDSHIELDS & ENCLOSURES

GENUINE SERVICE PARTS

### A. FRONT GRAB BAR WITH WINCH MOUNT

Front Grab Bar. Includes winch mount. Utilizes all stock mounting locations and stock hardware.

- Constructed from 1.5 in. tube and welded plate steel.
- E-coated and powder-coated for exceptional durability
- Integrated winch mount capable of accepting compatible winches (sold separately)
- Wiring kit required to install winch (sold separately)

*Fits '20-'23 YXZ1000R/ SS models*  
**BAS-F84L0-T0-00**

### B. REAR GRAB BAR

This Rear Grab Bar is designed to help protect your YXZ1000R's rear area and fit the unit's styling perfectly.

- Utilizes two mounting points and two clamps for a strong mount
- Extends down the frame tube for additional coverage
- Made of 0.08" thick steel tubing and sheet metal
- Black satin powder-coat finish helps ensure long life

*Fits '16-'23 YXZ1000R/ SS models*  
**2HC-F85E0-V0-00**

### C. OVERFENDERS

This 4-piece Overfender Set adds protection from the elements while also enhancing the overall look of the YXZ1000R.

- Made from a durable, thermoformed plastic
- Provides additional protection from mud and water
- Designed to integrate with the sporty styling of the YXZ1000R
- Bolts to the unit with stainless steel hardware for secure attachment

**NOTE:** Drilling of fenders required for installation.

*Fits '16-'23 YXZ1000R/ SS models*  
**2HC-F15E0-V0-00**

### D. REAR CARGO BOX

Secure your essentials when venturing out in your Side-by-Side! This cargo box maximizes the storage space without sacrificing the styling of the YXZ.

- Capacity: approximately 4.5 cubic feet
- Constructed of tough, linear, low-density polyethylene
- Water and dust-resistant
- Lockable lid (includes space for an optional padlock)
- Non-reflective surfaces
- Helps prevent cargo contamination
- Lid stays open past 90° angle position for easy access to cargo

*Fits '19-'23 YXZ1000R/ SS models*  
**B5H-F83P0-V0-00**

### E. SPARE TIRE MOUNT

This rotating Spare Tire Mount allows the transport of a spare wheel and tire for long rides or rough terrain; giving you peace of mind that you've got a back-up if needed.

- Swivels outward to access the accessory Cargo Box (sold separately) without removing tire
- Has a special feature that keeps the mount locked in the open position when you have it swiveled outward, so you can freely access the bed area
- Securely locks in the closed position
- Secures spare tire with a wing-type speed bolt and a billet aluminum cone in the center of the wheel to fit a variety of wheels
- Steel construction with satin powder-coated finish
- Can mount up to a 30" tire
- Matches the sporty styling of the YXZ1000R
- Wheel and tire not included

**NOTE:** Trimming required. Dealer installation required.

*Fits '19-'23 YXZ1000R/ SS models*  
**2HC-K75J0-V1-00**







A



B



C



D

### A. HARD SUN TOP KIT

This full length, one-piece, twin sheet polyethylene Hard Sun Top Kit provides optimal shade while also adding protection from low hanging trees and brush along the trails.

- One part for simple installation and no leaky seams
- Integrated wiring paths
- Includes all necessary hardware needed for installation
- Designed to work perfectly with the accessory Soft Side Covers and Rear Window, both sold separately
- Shown here with our accessory Folding Windshield (B5H-F83J0-V0-00), sold separately

Fits '19-'23 YXZ1000R/ SS models  
B5H-K84A0-V0-00

### B. INTERIOR PADDING KIT

A lightweight, soft-touch padding kit that provides added interior comfort for the driver and passenger; especially beneficial during rough riding conditions.

- Attractive styling matches any model color and features black piping with a carbon fiber-look texture
- High-quality heat-resistant adhesive allows for easy installation
- Includes padding for doors and transmission tunnel

Fits '19-'23 YXZ1000R/ SS models  
B57-F11G0-V0-00

### C. FOLDING WINDSHIELD

The YXZ1000R Folding Windshield provides protection and versatility for changing weather conditions all thanks to its convenient folding design. Fold the hard-coated polycarbonate panels up, down, or simply tip-out for various climate conditions.

- Built-in kickstands for tip-out functionality open the bottom 2" for airflow
- Helps provide protection from wind, rain, leaves, branches, brush, and other trail debris
- Superior scratch resistance
- Will not shatter like acrylic windshields
- Highly recommended to be used with our accessory Soft Side Covers (B5H-F17B0-V0-00), sold separately
- Replacement Rubber Pad and Adhesive available separately (B5H-K7240-V0-00)
- Includes one Rubber Pad and one Adhesive Pad

(Requires OE sun top or Hard Sun Top Kit (B5H-K84A0-V0-00), sold separately)

**NOTE:** Drilling of Sun Top required for installation.

Fits '19-'23 YXZ1000R/ SS models  
B5H-F83J0-V0-00

### D. POLYCARBONATE REAR WINDOW

This hard polycarbonate rear window keeps the dust down and wind at bay inside the rider area. Simple mounting and market-leading features like rubber dampeners and polycarbonate materials provide excellent protection from the elements at an outstanding value. Highly recommended to be used in conjunction with accessory Folding Windshield and Soft Side Covers for maximum weather protection (both sold separately).

- Simple clamp mounting for easy install and trouble-free performance
- Rubber dampeners reduce noise
- Integrates with additional Yamaha Genuine Accessories
- Dealer installation recommended (trimming is required with use of the accessory Rear Speaker Pods)

(Requires OE sun top or Hard Sun Top Kit (B5H-K84A0-V0-00), sold separately)

Fits '19-'23 YXZ1000R/ SS models  
B5H-K750A-T0-00

AUDIO

COVERS

HARNESSES

LIGHTING &amp; ELECTRICAL

MIRRORS

PERFORMANCE

PROTECTION

STORAGE

TOPS

TRIM &amp; ACCENTS

WINDSHIELDS &amp; ENCLOSURES

GENUINE SERVICE PARTS



AUDIO

COVERS

HARNESES

LIGHTING & ELECTRICAL

MIRRORS

PERFORMANCE

PROTECTION

STORAGE

TOPS

TRIM & ACCENTS

WINDSHIELDS & ENCLOSURES

GENUINE SERVICE PARTS

A. SOFT REAR WINDOW

This Soft Rear Window is made of Sur Last® 600D all-weather, mildew, and fade-resistant fabric with a clear polished vinyl window that will not yellow over time. Our window will provide years of added protection from wind, rain, and debris.

Other features include:

- Zippered storage compartment between the seats
- Clear window can be rolled up for air movement in the cab
- Prevents “dust swirling” from the back of vehicle
- Solution dyed – this is the best method of dyeing; the dye solution is 100% through the thread, not just on the outside

*Fits '19-'23 YXZ1000R/ SS models*  
**B5H-K750A-V0-00**

B. SOFT SIDE COVERS

These Soft Side Covers help protect occupants from rain, wind, mud, and light trial debris. When installed in conjunction with the accessory Folding Windshield (sold separately), it closes the gap and provides a good seal from cold and rain.

- Quick snap-on/pull-off installation
- Zippers operate in conjunction with doors for easy in/out access
- Windows can be rolled up and secured with straps when not needed
- Made of durable Sur Last® 300D and clear vinyl
- Attaches with hook-and-loop and permanent riveted snaps, no adhesive that gums up your panels/doors and wears out quickly
- Highly recommended to be used in conjunction with accessory Rear Window and Folding Windshield for maximum cab warmth and weather protection (all sold separately)
- All components are rust and UV-resistant
- Dealer installation recommended (drilling and riveting required)

*Fits '19-'23 YXZ1000R/ SS models*  
**B5H-F17B0-V0-00**







A

**A. AXLE ASSEMBLIES**

Yamaha Genuine OE replacement axle drive assembly kit.

*Fits all YZZ1000R/ SS models*  
**2HC-2518F-00-00** (Front)

**B. WHEEL BEARING KIT**

Yamaha Genuine OE replacement wheel bearing kit.

*Fits '17-'23 YZZ1000R*  
**B5H-WB024-00-00** (Front) (shown)

*Fits '16-'23 YZZ1000R*  
**2HC-WB024-00-00** (Rear)



B

## GENUINE SERVICE PARTS

**'19~'23 YZZ1000R/ SS****YAMAHA GENUINE OILS & FILTERS**

Oil Capacity: Oil & Filter	2.85 US QT (2.7L)
Engine Oil Grade	A*
Engine Oil Filter	5GH-13440-80-00
Transmission Oil Capacity	1.59 US QT (1.5L)
Transmission Oil Grade	A*
Transmission Oil	A*

**YAMAHA GENUINE PARTS**

Battery	11U-1LD00-00-00
Spark Plug	CR9-EB000-00-00
Air Cleaner	2HC-E4451-00-00 (Primary) 2HC-E4461-00-00 (Secondary)
Front Brake Pad Right	B5H-25805-01-00 (1)
Front Brake Pad Left	B5H-25805-01-00 (1)
Rear Brake Pad	5B4-25806-01-00**
Rear Brake Pad Left	B5H-25806-01-00 (1)
Rear Brake Pad Right	B5H-25806-01-00 (1)

\*A = 10W-40, 10W-50, 20W-50 or 15W-50 OVER 40°F  
 \*B = 10W40 or 10W50 BELOW 40°F; 5W-30 AT 30° or BELOW  
 \*\* = Parking brake pads

AUDIO

COVERS

HARNESSES

LIGHTING &  
ELECTRICAL

MIRRORS

PERFORMANCE

PROTECTION

STORAGE

TOPS

TRIM &  
ACCENTSWINDSHIELDS  
& ENCLOSURESGENUINE  
SERVICE PARTS









# UTILITY SIDE-BY-SIDE ACCESSORIES



AUDIO

COLD  
WEATHER

COVERS

LIGHTING &  
ELECTRICAL

MIRRORS

PERFORMANCE

PROTECTION

STORAGE

TOPS

WINDSHIELDS  
& ENCLOSURES

GENUINE  
SERVICE PARTS

### A. OVERHEAD AUDIO SYSTEM

Yamaha and SSV Works® have collaborated again to create the 3rd generation Overhead Audio System for all Viking VI, Viking, and Wolverine models. This upgraded system takes SSV's highly successful Overhead Audio System and adds next level performance and features! Designed to withstand harsh conditions while working on the farm or ripping down the trail, this system preserves valuable cargo space by mounting overhead.

Additional features include:

- MRB3 head unit with hyper white, backlit LED display makes it easy to read day or night
- 200W max power
- Waterproof, marine-grade, two-way, 6.5" speakers with optional customizable colored grille covers
- Bluetooth® compatible with audio control (volume, track, forward/back, play/pause)
- 3.5mm AUX-input
- SiriusXM Satellite Radio® compatible
- 6 preset EQ options
- Plug-and-play installation
- Integrated LED dome light

*Fits all Viking and Viking VI models*

**2PG-H81C0-T0-00**

### B. YAMAHA FRONT SPEAKER PODS

These simple-yet-durable modular front speakers crank out quality sound and bass response while being able to endure harsh conditions thanks to their marine-grade fiberglass construction. They are compatible with our Overhead Audio System and In-Dash Radio Mount or most audio systems. Set includes stainless-steel mounting hardware.

*Fits all Viking/ Viking VI models*

**1XD-H81D0-V0-00**

### C. PLOW MOUNT KIT BY WARN®

The Plow Mount Kit by WARN® readies your Viking/Viking VI to plow snow, dirt, gravel and more.

*Fits all Viking/Viking VI models*

**DBY-10356-00-00**

### D. VIKING HEATER & DEFROSTER KIT BY HEATER CRAFT

American made and engineered. This is the ultimate heater for the Yamaha Viking. This kit is a complete heater and defroster system – everything you need for a professional installation is included. This best-in-class heater features:

- 22,000 BTU/hr and a 240 CFM blower to provide maximum heating comfort
- A total of three vents - one for defrosting and two dash/cab vents
- Wire harness
- Two-position rocker switch
- Vent/heater hose and clamps
- All needed mounting brackets, hardware, cable ties, and instructions

*Fits all Viking models*

**DBY-ACC56-51-55**

### E. VIKING STORAGE COVER

Our Storage Cover provides full coverage and protection when not using your Viking. It is made from tough and durable, 300D, solution-dyed polyester fabric and features polyester-thread lockstitching. Cover includes two silk-screened Yamaha logos in white.

*Fits all Viking models*

**1XD-F81A0-V0-00**



A



B



C



D



E





A



B



C



D



E

### A. YAMAHA ADVENTURE PRO® POWERED BY MAGELLAN®

When out on the trails or exploring all-new areas this Yamaha Adventure Pro powered by Magellan® will help you get the most out of your adventure! The Adventure Pro is the perfect companion and will help you share your trail experience with its front and rear facing cameras and social media/trail/vehicle logging. Further increase your confidence while exploring by being informed of what's happening with your ride as the Adventure Pro integrates with your ride's computer.

- 7" color LCR transmissive display — no need to remove gloves to use touchscreen
- WiFi capability and Bluetooth® connectivity
- Waterproof and shockproof
- Preset to share through all social media channels
- U.S. and Canada pre-loaded maps with Yamaha dealerships
- Includes a Yamaha-exclusive website to plan and share rides with other Yamaha riders on TRX Trailhead ([yamahaadventurepro.com](http://yamahaadventurepro.com)) — the online planning/sharing tool where you can publish your tracks and show other riders your adventures with a quick, and easy-to-create link
- Free map and software updates from Magellan® (see [Magellangps.com](http://Magellangps.com) for terms and conditions)
- Includes RAM® mount for easy and flexible mounting (all hardware and wiring included)

*Fits all Viking/ Viking VI models*

**B8K-H21G0-V1-00**

### B. YAMAHA 10W ACCESSORY POD LIGHTS

These 2.5" accessory lights are a great addition to point light where your headlights can't reach. These 10 W LEDs shine an extremely bright beam while drawing very little power. Their compact size makes them versatile and allows you to mount them just about anywhere

- Can be mounted on any flat area
- 360° adjustability
- Optional Accessory Mount Clamps (2HC-F34A0-V0-00), also available separately
- Sold in pairs and includes a harness and switch

*Fits all Viking/ Viking VI models*

**2HC-H4104-L0-00**

### C. HORN KIT

This Horn Kit is great for alerting others of location or calling in livestock in agricultural environments. This kit features push button operation and is easily installed using OE components and connectors.

*Fits all Viking/ Viking VI models*

**1XD-H33A0-V0-00**

### D. YAMAHA GENUINE CENTER MIRROR

Experience enhanced visibility in style with this center mirror. The mirror surface is made from glass to provide superior optical clarity and exceptional scratch resistance.

- Glass construction provides excellent optical clarity with no distortion and unsurpassed scratch resistance
- Composite polymer injection-molded body construction for strength and durability
- Internal structural ribbing prevents flexing and minimizes vibration
- Toolless angle adjustment
- Requires mounting bracket or clamp for installation

*Fits all SxS models*

**BAS-F6206-V0-00**

### E. YAMAHA UNIVERSAL MIRROR CLAMP

With this all steel clamp you will be able to mount the Yamaha Center Mirror (BAS-F6206-V0-00), sold separately to any 1.5" Rollover Protection Structure (ROPS).

- Powder-coated steel construction
- Stainless Steel HDW
- Simple 1 bolt installation
- Universal adjustment

*Fits all SxS models*

**BAS-K7135-V0-00**

AUDIO

COLD  
WEATHER

COVER

LIGHTING &  
ELECTRICAL

MIRRORS

PERFORMANCE

PROTECTION

STORAGE

TOPS

WINDSHIELDS  
& ENCLOSURESGENUINE  
SERVICE PARTS



AUDIO

COLD  
WEATHER

COVERS

LIGHTING &  
ELECTRICAL

MIRRORS

PERFORMANCE

PROTECTION

STORAGE

TOPS

WINDSHIELDS  
& ENCLOSURES

GENUINE  
SERVICE PARTS

### A. NEW! SIDE VIEW MIRRORS

The Yamaha-developed Side View Mirrors provide an excellent view and unmatched durability. The wide-angle, distortion-free glass viewing area provides great clarity and rearward visibility. Automotive style fold-away action provides added convenience when pulling in enclosed trailers or on tight trails by reducing the need to readjust the viewing area after folding back. Ultra tough diecast aluminum pivots provide the durability you've come to expect from Yamaha.

- Wide angle provides the optimal distortion-free view for off road use
- Scratch resistant glass viewing area
- Automotive fold-away action
- Diecast aluminum pivot mechanism
- Requires mounts (see below), sold separately

*Fits all SxS models*

**B4M-F62A0-V0-00**

### B. NEW! UNIVERSAL SXS SIDE VIEW MIRROR MOUNTS

The all-new Yamaha Mirror Mount lineup provides integration for all Yamaha Side-By-Side models with 2" and 1.75" ROPS.

*Fits all SxS models with 2" and 1.75" ROPS Mount*

**B4J-F6206-V0-00**

### C. FOX® 2.0 PODIUM® SHOCK KITS

This complete set of four FOX® Podium® 2.0 shocks are designed as a direct replacement for the Yamaha Viking/Viking VI stock shocks. They provide adjustable ride height to help maintain clearance when carrying varying loads and are fully rebuildable for use in conjunction with accessories or on terrain that may require a different setup.

- Complete set of four shocks
- 2.0 Type-III anodized aluminum body and reservoir
- Ultra-durable bottom out bumper
- 5/8" hard chromed shaft
- High-flow, velocity-sensitive damping
- Fully rebuildable and re-valveable
- Easy mounting utilizing OE hardware (refer to your Viking Service Manual for installation instructions)
- Enhanced Low/High speed comfort to suit a variety of driving conditions, preferences, and terrain.

*Fits all Viking VI models*

**R0V-FOXKT-02-02**

### D. OVERFENDERS

The Viking Overfenders set is made from a durable injected-molded polypropylene material. It provides additional mud and water protection. Drilling required.

*Fits all Viking/ Viking VI models*

**1XD-F15E0-V0-00** (Standard) (Shown)

**1XD-F15E0-T0-00** (Extended)

### E. HEAVY-DUTY BRUSH GUARD

Protect the front of your Viking with our heavy-duty brush guard. Designed to fit the Viking's styling, it installs without having to remove the OEM brush guard and provides ample grille coverage and protection. Other features include a welded steel sheet and tube construction with a powder coat finish, light mounting tabs to easily install accessory lighting and vertical rubber strips and a winch hook.

*Fits all Viking/ Viking VI models*

**2PG-F84L0-V0-00**

### F. HEAVY-DUTY HEADLIGHT BRUSH GUARDS

The heavy-duty headlight brush guards make the perfect complement to our heavy-duty brush guard (shown in image). They help keep your headlights protected and operational when exploring the wilderness or working. Welded steel sheet and tube construction and powder-coat finish help ensure durability and reliability.

**NOTE:** *Heavy-Duty Brush Guard is required for installation.*

*Fits all Viking/ Viking VI models*

**2PG-F84L0-T0-00**



A



B



C



D



E



F





A

**A. YAMAHA REAR GRAB BAR**

Our Rear Grab Bar mounts to OEM attachment points. Made of 2" tubing with a wall thickness of .065", it is designed to protect your Viking's rear area and fit the Viking's styling. Black wrinkle powder-coat finish helps ensure long life. Requires Mud Flap Relocator to work in conjunction with Mud Flaps.

*Fits all Viking/ Viking VI models*

**1XD-F85E0-V0-00**

**B. YAMAHA MUD FLAPS**

These mud flaps are designed to provide additional protection from mud and water. They are constructed from injection molded rubber and steel for durability and offer integrated styling that matches your Side-by-Side.

*Fits all Viking/ Viking VI models*

**1XD-F16G0-V0-00**

**C. VIKING BED RAIL ACCESSORY MOUNTS**

The Viking Bed Rail Accessory Mounts provide quick, convenient and tool-less installation of Yamaha Genuine Accessories such as cargo bed box, gun boot mount, and our adjustable bed divider brackets. Mounts directly under the OEM bed rails and also features durable steel construction and no-rust finish bolts.

**NOTE:** Mounts may come in either black or silver finish but are hidden under the fenders and are not visible after installation

*Fits all Viking/ Viking VI models*

**1XD-F34A0-V0-00**

**D. OVERHEAD GUN/BOW RACK BY KOLPIN®**

The Kolpin® Overhead Gun/Bow Rack is a great solution to transport your equipment on your side-by-side.

In-cab rack secures and protects two (2) guns or one (1) bow. Rubber strap provides quick and silent access to firearms or bow. Scratch-resistant foam-lined grips offer secure protection for exposed firearms, firearms encased in soft-sided cases or compound bows.

- Easy installation without vehicle modification

*Fits all Viking/ Viking VI models*

**DBY-ACC56-51-71**

**E. YAMAHA CARGO BED BOX**

The cargo bed box with 4 cu. ft. of cargo capacity, our tough and durable polyethylene cargo bed box securely carries what you need when venturing out in your Viking. It is water and dust resistant and has lockable latches to secure valuables.

Other features include:

- Gas shocks on both lids keep lids raised for easy access
- Attachment points on both lids
- Great for hunters – no reflective surfaces

*Fits all Viking/ Viking VI models*

**1XD-F83P0-V0-00**

**F. CENTER SEAT CONSOLE**

This durable console is made of molded low density polyethylene (LDPE) for exceptional durability.

- Tongue-and-groove rubber gasket lid seal provides a dust and water resistant barrier for contents
- Easily mounts to the center seat location — no tools required
- Large stylized lid provides easy access to contents
- Console includes storage pocket and two cup holders (holds 12 oz. cans up to 20 oz. bottles)
- Storage dimensions: 15.75"L x 11.81"W x 7.09"H

*Fits all Viking/ Viking VI models*

**1XD-F83P0-R0-00**

**G. YAMAHA UNDER SEAT STORAGE BOX**

The Under Seat Storage Box is made from tough and durable polyethylene. Includes a screw-on cap and provides dust and water-resistant storage under the driver's seat. Cannot be installed in conjunction with Powered Subwoofer (2PG-H81D0-T0-00), sold separately.

*Fits all Viking/ Viking VI models*

**1XD-F83P0-S0-00**



B



C



D



E



F



G

AUDIO

COLD  
WEATHER

COVER

LIGHTING &  
ELECTRICAL

MIRRORS

PERFORMANCE

PROTECTION

STORAGE

TOPS

WINDSHIELDS  
& ENCLOSURESGENUINE  
SERVICE PARTS



AUDIO

COLD  
WEATHER

COVERS

LIGHTING &  
ELECTRICAL

MIRRORS

PERFORMANCE

PROTECTION

STORAGE

TOPS

WINDSHIELDS  
& ENCLOSURES

GENUINE  
SERVICE PARTS

#### A. VIKING VI SOFT SUN TOP

This soft top has a tough design that includes aluminum support bars for additional reinforcement. Also helps keep passengers protected from the elements.

- Constructed of sail cloth fabric with embossed polyester/cotton
- Secures to the Viking VI with straps and aluminum support straps
- Mold and mildew resistant with limited color fade from the sun
- Innovative design minimizes billowing and rattling
- Easy to install
- Prevents water pooling
- No metal snaps that can rust, corrode, and fail over time

**NOTE:** Actual sun top has somewhat different appearance.

*Fits all Viking VI models*

**2PG-K830V-V0-00**

#### B. VIKING MOLDED SUN TOP

Featuring injection-molded polypropylene construction, the Molded Sun Top is built to withstand the conditions and provide shade and shelter from rain and backwoods debris like brush and leaves.

*Fits all Viking models*

**1XD-K84A0-V0-00**

*Fits all Viking VI models*

**2PG-K84A0-V0-00**

#### C. FOLDING WINDSHIELD

The Viking Folding Windshield provides protection and versatility when conditions change thanks to its handy folding design. Fold the hard-coated polycarbonate panels up or down to suit your needs. The windshield remains secure when folded down. Easy tool-free removal simplifies cleaning and maintenance. Other features include injection-molded rubber hood blocks, injection-molded plastic tool-less clamps, windshield-to-hood brackets, and it is scratch resistant. Will not shatter like acrylic windshields.

*Fits all Viking/ Viking VI models*

**1XD-F83J0-V0-00**

#### D. SOFT REAR WINDOW

The Rear Window is made of Sur Last® 70 all-weather, mildew and fade-resistant fabric with a clear 20-gauge polished vinyl window that will not yellow over time. Our window will provide years of added protection from wind, rain, and backwoods debris like brush and leaves. Other features include:

- Anodized aluminum support bar
- Simple installation – secures with straps and zippers
- Designed to fit the Viking VI and not billow or rattle in most conditions
- Compatible with all Yamaha Genuine bed accessories

*Fits all Viking/ Viking VI models*

**2PG-K750A-V0-00**

#### E. VIKING SOFT SIDE COVER

- Protects occupants from rain, wind, mud, and light trail debris
- Quick snap-on/pull-off installation
- Zippers operate in conjunction with doors for easy in/out access
- Windows can be rolled up and secured with straps when not needed
- Made of durable Sur Last® 300D nylon and clear vinyl
- Attaches with hook-and-loop and permanent riveted snaps, no adhesive that gums up your panels/doors and wears out quickly
- Highly recommended to be used in conjunction with accessory Rear Window, Folding Windshield, and either Hard Sun Top or Soft Sun Top for maximum cab warmth and weather protection (all sold separately)
- When installed in conjunction with the accessory Folding Windshield and Top (sold separately), it closes the gap and provides a good seal from cold and rain
- All components are rust and UV resistant
- Dealer installation recommended (drilling and riveting required)

*Fits all Viking models*

**1XD-F17J0-V0-00**







A



B



C



D

## GENUINE SERVICE PARTS

## '14~'23 VIKING; '19~'23 VIKING VI

## YAMAHA GENUINE OILS &amp; FILTERS

Oil Capacity: Oil & Filter	2.43 US QT (2.3L)
Engine Oil Grade	A*
Engine Oil Filter	5GH-13440-80-00

## YAMAHA GENUINE PARTS

Battery	11U-1LD00-00-00
Spark Plug	CPR-7EA90-00-00
Air Cleaner	1XD-E4451-00-00
Front Brake Pad Right	1XD-25805-10-00 (1)
Front Brake Pad Left	1XD-25805-00-00 (1)
Rear Brake Pad	5B4-25806-01-00**
Rear Brake Pad Left	1XD-25806-01-00 (1)
Rear Brake Pad Right	1XD-25806-11-00 (1)
Drive Belt	1XD-17641-00-00

## A. VIKING VI SOFT SIDE COVER

- Protects occupants from rain, wind, mud, and light trail debris
- Quick snap-on/pull-off installation
- Zippers operate in conjunction with doors for easy in/out access
- Windows can be rolled up and secured with straps when not needed
- Made of durable Sur Last® 300D nylon and clear vinyl
- Attaches with hook-and-loop and permanent riveted snaps, no adhesive that gums up your panels/doors and wears out quickly
- Highly recommended to be used in conjunction with accessory Rear Window, Folding Windshield, and either Hard Sun Top or Soft Sun Top for maximum cab warmth and weather protection (all sold separately)
- When installed in conjunction with the accessory Folding Windshield and Top (sold separately), it closes the gap and provides a good seal from cold and rain
- All components are rust and UV resistant
- Dealer installation recommended (drilling and riveting required)

Fits all Viking VI models

2PG-F17J0-V0-00

## B. WIND DEFLECTOR

The Wind Deflector is made from hard-coated polycarbonate that is scratch resistant and will not shatter like acrylic windshields. This upgrade helps divert the wind and provide protection. Injection molded plastic tool-less clamps make it easy to remove for cleaning and maintenance. Includes lower edge brackets.

Fits all Viking/ Viking VI models

1XD-F83M0-V0-00

## C. AXLE ASSEMBLIES

Yamaha Genuine OE replacement axle drive assembly kit.

- Kit comes fully assembled — no need to hassle with axle grease or special tools

Fits all Viking/ Viking VI models

1XD-F518F-00-00 (Front)

1XD-F531H-00-00 (Rear)

## D. WHEEL BEARING KIT

Yamaha Genuine OE replacement wheel bearing kit. Includes front and rear wheels bearings and oil seals.

Fits all Viking/Viking VI models

1XD-WB024-00-00

AUDIO

COLD  
WEATHER

COVER

LIGHTING &  
ELECTRICAL

MIRRORS

PERFORMANCE

PROTECTION

STORAGE

TOPS

WINDSHIELDS  
& ENCLOSURESGENUINE  
SERVICE PARTS

\*A = 10W-40, 10W-50, 20W-50 or 15W-50 OVER 40°F

\*B = 10W40 or 10W50 BELOW 40°F; 5W-30 AT 30° or BELOW

\*\* = Parking brake pads









# UTILITY ATV ACCESSORIES





**ATV REAR CARGO BOX**  
B16-F83P0-T0-00



**ATV FRONT CARGO BOX**  
B16-F83P0-V0-00



**SOFT FENDER BAG**  
ABA-FENDB-AG-BK



**HEAVY-DUTY FRONT  
BRUSH GUARD**  
B4F-F84L0-V0-00






**OVERFENDERS**  
2UD-F15E0-V1-00



**ATV HEATED GRIPS**  
B16-H29A0-V0-00



**ATV FRONT BASH PLATE**  
B16-F84C0-V0-00



**FRONT A-ARM SKID PLATES**  
2BG-F31A0-V0-00



COLD  
WEATHER

COVERS

LIGHTING &  
ELECTRICAL

PROTECTION

STORAGE

WINDSHIELD

GENUINE  
SERVICE PARTS**A. ATV HEATED GRIPS**

These heated grips are a rider's best friend in cold weather conditions, eliminating the aches that come with cold air, wind, and rain out on the trail. 3-position switch: Off, Low, High. Simple plug-and-play design — no cutting, splicing, or crimping of wires. Easy clamp installation — no grip glue needed. Low power consumption — draws less than 3 amps while in use.

*Fits '16-'23 Grizzly models*

**B16-H29A0-V0-00**

**B. PLOW MOUNT BY WARN®**

The Plow Mount by WARN® readies your ATV to plow snow, dirt, gravel and more.

*Fits '16-'23 Grizzly models*

**DBY-10636-00-00**

**C. ATV STORAGE COVER**

This ATV Storage Cover helps protect your ATV while in storage.

*Fits '16-'23 Grizzly models*

**ATV-COVER-02-00**

**D. YAMAHA ADVENTURE PRO POWERED BY MAGELLAN®**

- 7" color LCR transmissive display — no need to remove gloves to use touchscreen
- WiFi capability and Bluetooth® connectivity
- Waterproof and shockproof
- Preset to share through all social media channels
- Unit-integration capabilities: vehicle speed, gear position, coolant temperature, battery voltage, 4WD status, and vehicle warnings
- Information varies based on vehicle, refer to fitment chart on page 128 for details
- U.S. and Canada pre-loaded maps with Yamaha dealerships
- Includes a Yamaha-exclusive website to plan and share rides with other Yamaha riders on TRX Trailhead ([www.yamahaadventurepro.com](http://www.yamahaadventurepro.com)) — the online planning/sharing tool where you can publish your tracks and show other riders your adventures with a quick, and easy-to-create link
- Free lifetime map and software updates
- Includes RAM® mount for easy and flexible mounting (all hardware and wiring included)

**NOTE:** For installation on '16-'18 Grizzly, accessory Adventure Pro Universal Wiring (B8K-H8107-V1-00) is required and sold separately. Provides limited data integration and full GPS function on these models.

*Fits '19-'23 Grizzly models*

**B8K-H21G0-V1-00**

**E. HEAVY-DUTY FRONT BRUSH GUARD**

This rugged Brush Guard is designed to provide additional protection while you're out on the trail. It was designed to seamlessly integrate with the front profile of the ATV while adding a tough, aggressive look.

- Helps protect the front end, fenders, and headlights while complementing the styling of your ATV
- Durable bent steel tubing construction
- Direct replacement for stock front grab bar — utilizes stock mounting points and hardware

*Fits '19-'23 Grizzly*

**B4F-F84L0-V0-00**

**F. HEAVY-DUTY REAR GRAB BAR**

This rugged rear grab bar is designed to protect the taillight and total rear end of the ATV.

- Constructed of durable bent steel tubing
- Replaces rear rack support bars
- Includes mounting points for auxiliary lights

*Fits '19-'23 Grizzly*

**B4F-F85E0-V0-00**

**G. YAMAHA OVERSIZED FOOT PEGS**

These oversized (taller and longer) foot pegs are excellent for advanced riders. Pegs are 10mm taller and 40mm longer than stock.

*Fits '16-'23 Grizzly models*

**3B4-F74M0-T0-00**

**A****B****C****D****E****F****G**





A



B



C



D



E



F



G



H

### A. FRONT A-ARM SKID PLATES

These Front A-Arm Skid Plates provide lightweight, durable protection to lower A-arms. Integrated drain holes guard against mud packing and make for easier cleanup. Brushed aluminum finish.

*Fits '16-'23 Grizzly models*  
**2BG-F31A0-V0-00**

### B. REAR A-ARM SKID PLATES

These Rear A-Arm Skid Plates provide lightweight, durable protection to lower A-arms. Integrated drain holes guard against mud packing and make for easier cleanup. Brushed aluminum finish.

*Fits '16-'23 Grizzly models*  
**2BG-F21A0-V0-00**

### C. FRONT BASH PLATE

Provides lightweight, durable protection for tight approaches, high stumps, or rocks on the trail. Constructed of 5052 brushed aluminum. Does not affect approach angle. Replaces stock front plate for a nice fit and finish. Compatible with both stock and Yamaha Genuine accessory front grab bars (sold separately).

*Fits '16-'23 Grizzly models*  
**B16-F84C0-V0-00**

### D. FRAME SKID PLATE

Durable yet light weight aluminum Frame Skid Plate provides protection against rocks and other objects. Strategically placed holes allow for easy maintenance and efficient mud drainage.

*Fits '16-'23 Grizzly models*  
**ABA-3B434-00-10**

### E. REAR BASH PLATE

This Rear Bash Plate provide lightweight, durable protection for the rear of the unit.

*Fits '16-'23 Grizzly models*  
**3B4-F84P0-V1-00**

### F. OVERFENDERS

These overfenders feature a tough, aggressive look and a custom formed design that helps protect you from water, mud, and other trail debris. Constructed of tough, durable TPO plastic that is wider at the base to deflect more trail debris. Overfenders follow the fender lines to create seamless, unified body lines. Drilling required.

*Fits '16-'23 Grizzly models*  
**2UD-F15E0-V1-00**

### G. ATV TEK® FLEXGRIP™ PRO SINGLE

Roll over the worst terrain with no worries about your gun, bow, ice auger, etc. With precise engineering for a custom fit, your focus can stay on the hunt versus the care of your gear.

- Provides an additional 16" of horizontal adjustability once mounted
- Fits any FlexGrip™ product
- Easy to install

*Fits all Utility ATV Racks*  
**ABA-FFG10-00-00**

### H. ATV TEK® FLEXGRIP™ PRO DOUBLE

The same benefits of the Pro Single but multiplied by two. Despite the bumpiest terrain, your gun, bow, ice auger, etc. will be in the exact place you originally put it in by the end of your journey.

- Provides an additional 16" of horizontal adjustability once mounted
- Fits any FlexGrip™ product
- Easy to install

*Fits all Utility ATV Racks*  
**ABA-FFG20-00-00**

COLD  
WEATHER

COVER

LIGHTING &  
ELECTRICAL

PROTECTION

STORAGE

WINDSHIELD

GENUINE  
SERVICE PARTS



COLD  
WEATHER

COVERS

LIGHTING &  
ELECTRICAL

PROTECTION

STORAGE

WINDSHIELD


GENUINE  
SERVICE PARTS**A. ATV TEK® V-GRIP™ SINGLE**

The last thing you want is your gear unprotected with a loose fit and an unreliable mount. Keep your focus on the hunt by giving your gun, bow, etc. the careful fit and proper protection it deserves. In addition, experience effortless installation, solid mounting, and finger-adjustable knobs for quick, tool-free alterations while you're on the move.

- Improved tubular and composite rack mounting system
- Includes forks (2), mounting bases (2), rubber snubbers (2), and all necessary mounting hardware for easy installation

*Fits all Utility ATV Racks*

**ABA-VFG10-00-00**

**B. ATV TEK® V-GRIP™ DOUBLE**

Like the V-Grip™ Single but double the fun. Stay ready for the hunt with a custom fit and properly protected double slotted grip that's hand-adjustable for when you're on the trail.

- Improved tubular and composite rack mounting system
- Includes forks (4), mounting bases (2), rubber snubbers (4), and all necessary mounting hardware for easy installation

*Fits all Utility ATV Racks*

**ABA-VFG20-00-00**

**C. ATV CARGO BOX - FRONT**

This heavy-duty, durable cargo box allows you to take along your essentials for the ride or the job. Constructed of durable, low-density polyethylene plastic. Front Box: 37L capacity. Water and dust-resistant, sealed lid utilizes rubber ball-and-socket straps. Two 20 oz. cup holders integrated into the design for convenient use while on the trail. Designed to mount to stock rack and includes installation hardware.

*Fits '16-'23 Grizzly models*

**B16-F83P0-V0-00**

**D. ATV CARGO BOX - REAR**

This heavy-duty, durable cargo box allows you to take along your essentials for the ride or the job. Constructed of durable, low-density polyethylene plastic. Rear Box: 66L capacity. Water and dust-resistant, sealed lid utilize rubber ball-and-socket straps. Two 20 oz. cup holders integrated into the design for convenient use while on the trail. Mounting location for flag or whip on Rear Cargo Box. Designed to mount to stock rack and includes installation hardware.

*Fits '16-'23 Grizzly models*

**B16-F83P0-T0-00**

**E. ATV RACK EXTENSION - FRONT**

This rack extension features a rugged design and adds additional functional space to the standard racks. Constructed of bent steel tubing for strength and durability. Front Rack Extension extends front rack height to just under 6". Easy to install to stock rack using included hardware.

*Fits '16-'23 Grizzly models*

**B16-F48B0-V0-00**

**F. ATV RACK EXTENSION - REAR**

This rack extension features a rugged design and adds additional functional space to the standard racks. Constructed of bent steel tubing for strength and durability. Rear Rack Extension extends rear rack height to 7.5". Easy to install to stock rack using included hardware.

*Fits '16-'23 Grizzly models*

**B16-F48A0-V0-00**

**G. SOFT FENDER BAG**

The Soft Fender Bag features a soft-sided design includes a full-length zipper for easy access and outside straps for additional attachments.

*Fits all Utility ATV models*

**ABA-FENDB-AG-BK (Black)**







A



B



C



D

## GENUINE SERVICE PARTS

## '19~'23 GRIZZLY

## YAMAHA GENUINE OILS &amp; FILTERS

Oil Capacity: Oil & Filter	2.22 US QT (2.1L)
Engine Oil Grade	A*
Engine Oil Filter	5GH-13440-61-00
Yamalube Differential Oil	ACC-SHAFT-PL-32

## YAMAHA GENUINE PARTS

Battery	YTX-20LBS-00-00
Spark Plug	CPR-7EA90-00-00
Air Cleaner	B16-E4451-01-00
Front Brake Pad Left (Qty)	3B4-W0045-00-00 (1)
Front Brake Pad Right (Qty)	3B4-W0045-10-00 (1)
Rear Brake Pad Right (Qty)	3B4-W0046-10-00 (1)
Rear Brake Pad Left (Qty)	3B4-W0046-00-00 (1)
Drive Belt	3B4-17641-00-00

## A. ATV RECEIVER HITCH

This 2" Receiver Hitch is an easy bolt-on that allows you to use a standard ball mount to haul a small trailer or other implement with ease. Do not exceed recommended tongue or towing weight. Standard equipment on the following models: Grizzly LE, Grizzly EPS SE, Kodiak 700 EPS, and Kodiak 700 EPS SE. Accepts 2" receiver and standard hitch pin. Pin not included.

Fits '16-'23 Grizzly models  
B16-F85H0-V0-00

## B. ATV WINDSHIELD

Constructed of tough, durable, and shatter-resistant polycarbonate. Easy on easy off (after initial install) for servicing or towing, etc. Provides generous protection from cold, wind, debris, etc. to rider's hands, chest, and head for enhanced comfort. Tilt is adjustable.

Fits '16-'23 Grizzly models  
2UD-F83J0-V0-00

## C. AXLE ASSEMBLIES

Yamaha Genuine OE replacement axle drive assembly kit.

Fits '16-'23 Grizzly models  
2UD-2518F-00-00 (Front)  
2UD-2531H-00-00 (Rear)

## D. WHEEL BEARING KIT

Yamaha Genuine OE replacement wheel bearing kit.

Fits '12-'23 Grizzly  
17S-WB024-00-00

COLD  
WEATHER

COVER

LIGHTING &  
ELECTRICAL

PROTECTION

STORAGE

WINDSHIELD

GENUINE  
SERVICE PARTS

\*A = 10W-40, 10W-50, 20W-50 or 15W-50 OVER 40°F  
\*B = 10W40 or 10W50 BELOW 40°F; 5W-30 AT 30° or BELOW





**ATV REAR RACK EXTENSION**  
B16-F48A0-V0-00



**HEAVY-DUTY  
FRONT BRUSH GUARD**  
B5K-F84L0-V0-00



**HEAVY-DUTY  
REAR GRAB BAR**  
B4F-F85E0-V0-00



# KODIAK 700



**OVERSIZED FOOT PEGS**  
3B4-F74M0-T0-00



**FRONT A-ARM SKID PLATES**  
ABA-3B432-00-00



**ATV RECEIVER HITCH**  
B16-F85H0-V0-00



COLD  
WEATHER

## COVERS

## PROTECTION

## STORAGE

## WINDSHIELD

GENUINE  
SERVICE PARTS**A. ATV HEATED GRIPS**

- These heated grips are a rider's best friend in cold weather conditions, eliminating the aches that come with cold air, wind, and rain out on the trail.
- 3-position switch: Off, Low, High
  - Simple plug-and-play design — no cutting, splicing, or crimping of wires
  - Easy clamp installation — no grip glue needed
  - Low power consumption — draws less than 3 amps while in use

Fits '16-'23 Kodiak 700 non-EPS models  
**B16-H29A0-V0-00**

**B. ATV SEAT HEATER BY HEAT DEMON®**

The ATV Seat Heater by Heat Demon® is a thin, flexible seat heater that installs underneath stock seat cover and warms up fast. Includes on/off switch or can be used with the controller that comes with the Heat Demon® Quad Zone ATV Heated Grips, sold separately. Measures 11" x 11-1/2".

Fits '16-'23 Kodiak 700  
**DBY-ACC56-00-48**

**C. PLOW MOUNT BY WARN®**

The Plow Mount by WARN® readies your ATV to accept a WARN®-brand plow to move snow, dirt, gravel, and more.

Fits '16-'23 Kodiak 700  
**DBY-10636-00-00**

**D. ATV STORAGE COVER**

This ATV Storage Cover helps protect your ATV while in storage.

Fits '16-'23 Kodiak 700  
**ATV-COVER-02-00**

**E. HEAVY-DUTY FRONT BRUSH GUARD**

This rugged Brush Guard is designed to provide additional protection while you're out on the trail. It was designed to seamlessly integrate with the front profile of the ATV while adding a tough, aggressive look.

- Helps protect the front end, fenders, and headlights while complementing the styling of your ATV
- Durable bent steel tubing construction
- Direct replacement for stock front grab bar — utilizes stock mounting points and hardware

Fits '19-'23 Kodiak 700  
**B5K-F84L0-V0-00**

**F. HEAVY-DUTY REAR GRAB BAR**

This rugged rear grab bar is designed to protect the taillight and total rear end of the ATV.


- Constructed of durable bent steel tubing
- Replaces rear rack support bars
- Includes mounting points for auxiliary lights

Fits '19-'23 Kodiak 700  
**B4F-F85E0-V0-00**

**G. YAMAHA OVERSIZED FOOT PEGS**

These oversized (taller and longer) foot pegs are excellent for advanced riders. Pegs are 10mm taller and 40mm longer than stock.

Fits '16-'23 Kodiak 700  
**3B4-F74M0-T0-00**


**H. FRONT A-ARM SKID PLATES**

These Front A-Arm Skid Plates provide lightweight, durable protection to lower A-arms. Integrated drain holes guard against mud packing and make for easier cleanup. Brushed aluminum finish.

Fits '16-'23 Kodiak 700  
**ABA-3B432-00-00**








A



B



C



D



E



F



G

## A. REAR A-ARM SKID PLATES

These Rear A-Arm Skid Plates provide lightweight, durable protection to lower A-arms. Integrated drain holes guard against mud packing and make for easier cleanup. Brushed aluminum finish.

Fits '16-'23 Kodiak 700  
ABA-3B433-00-00

## B. ATV FRONT BASH PLATE

Provides lightweight, durable protection for tight approaches, high stumps, or rocks on the trail.

- Constructed of 5052 brushed aluminum
- Does not affect approach angle
- Replaces stock front plate for a nice fit and finish
- Compatible with both stock and accessory front grab bars (sold separately)

Fits '16-'23 Kodiak 700  
B16-F84C0-V0-00

## C. YAMAHA FRAME SKID PLATE

Durable yet light weight aluminum Frame Skid Plate provides protection against rocks and other objects. Strategically placed holes allow for easy maintenance and efficient mud drainage.

Fits '16-'23 Kodiak 700  
ABA-3B434-00-10

## D. ATV OVERFENDERS

These overfenders feature a tough, aggressive look and a custom formed design that helps protect you from water, mud, and other trail debris.

- Constructed of tough, durable TPO plastic that is wider at the base to deflect more trail debris
- Overfenders follow the fender lines to create seamless, unified body lines
- Drilling required

Fits '16-'23 Kodiak 700  
B16-F15E0-V1-00

## E. ATV TEK® FLEXGRIP™ PRO SINGLE

Roll over the worst terrain with no worries about your gun, bow, ice auger, etc. With precise engineering for a custom fit, your focus can stay on the hunt versus the care of your gear.

- Provides an additional 16" of horizontal adjustability once mounted
- Fits any FlexGrip™ product
- Easy to install

Fits all Utility ATV Racks  
ABA-FFG10-00-00

## F. ATV TEK® FLEXGRIP™ PRO DOUBLE

The same benefits of the Pro Single but multiplied by two. Despite the bumpiest terrain your gun, bow, ice auger, etc. will be in the exact place you originally put it in by the end of your journey.

- Provides an additional 16" of horizontal adjustability once mounted
- Fits any FlexGrip™ product
- Easy to install

Fits all Utility ATV Racks  
ABA-FFG20-00-00

## G. ATV TEK® V-GRIP™ SINGLE

The last thing you want is your gear unprotected with a loose fit and an unreliable mount. Keep your focus on the hunt by giving your gun, bow, etc. the careful fit and proper protection it deserves. In addition, experience effortless installation, solid mounting, and finger-adjustable knobs for quick, tool-free alterations.

- Improved tubular and composite rack mounting system
- Includes forks (2), mounting blocks (2), rubber snubbers (2), and all necessary mounting hardware for easy installation

Fits all Utility ATV Racks  
ABA-VFG10-00-00

COLD  
WEATHER

COVER

PROTECTION

STORAGE

WINDSHIELD

GENUINE  
SERVICE PARTS



COLD  
WEATHER

COVERS

PROTECTION

STORAGE

WINDSHIELD

GENUINE  
SERVICE PARTS

A. ATV TEK® V-GRIP™ DOUBLE

Like the V-Grip™ Single but double the fun. Stay ready for the hunt with a custom fit and properly protected double slotted grip that's hand-adjustable for when you're on the trail.

- Improved tubular and composite rack mounting system
- Includes forks (4), mounting bases (2), rubber snubbers (4), and all necessary mounting hardware for easy installation

*Fits all Utility ATV Racks*  
**ABA-VFG20-00-00**

B. ATV TEK® V-GRIP™ HANDLEBAR MOUNT

Get the only mount that fits perfectly with handlebars, and all round tube racks, up to 1" in diameter.

- Includes forks (2), mounting bases (2), rubber snubbers (2), and all necessary hardware for easy installation

*Fits all Utility ATV Racks*  
**ABA-VFGH0-00-00**

C. ATV CARGO BOX - FRONT

This heavy-duty, durable cargo box allows you to take along your essentials for the ride or the job.

- Constructed of durable, low-density polyethylene plastic
- Front Box: 37L capacity
- Water and dust-resistant, sealed lid utilizes rubber ball-and-socket straps
- Both boxes have two 20 oz. cup holders integrated into the design for convenient use while on the trail
- Designed to mount to front stock rack and includes installation hardware

*Fits '16-'23 Kodiak 700*  
**B16-F83P0-V0-00**

D. ATV CARGO BOX - REAR

This heavy-duty, durable cargo box allows you to take along your essentials for the ride or the job.

- Constructed of durable, low-density polyethylene plastic
- Rear Box: 66L capacity
- Water and dust-resistant, sealed lid utilizes rubber ball-and-socket straps
- Both boxes have two 20 oz. cup holders integrated into the design for convenient use while on the trail
- Mounting location for flag or whip on Rear Cargo Box
- Designed to mount to rear stock rack and includes installation hardware

*Fits '16-'23 Kodiak 700*  
**B16-F83P0-T0-00**

E. ATV RACK EXTENSION - FRONT

These rack extensions feature a rugged design and add additional functional space to the standard racks. Constructed of bent steel tubing for strength and durability. Front Rack Extension extends front rack height to just under 6". Easy to install to stock racks using included hardware.

*Fits '16-'23 Kodiak 700*  
**B16-F48B0-V0-00**

F. ATV RACK EXTENSION - REAR


These rack extensions feature a rugged design and add additional functional space to the standard racks. Constructed of bent steel tubing for strength and durability. Rear Rack Extension extends rear rack height to 7.5". Easy to install to stock racks using included hardware.

*Fits '16-'23 Kodiak 700*  
**B16-F48A0-V0-00**

G. SOFT FENDER BAG

The Soft Fender Bag features a soft-sided design includes a full-length zipper for easy access and outside straps for additional attachments.

*Fits all Utility ATV models*  
**ABA-FENDB-AG-BK**







A



B



C



D

## GENUINE SERVICE PARTS

## '19~'23 KODIAK 700 EPS

## YAMAHA GENUINE OILS &amp; FILTERS

Oil Capacity: Oil & Filter	2.22 US QT (2.1L)
Engine Oil Grade	A*
Engine Oil Filter	5GH-13440-61-00
Yamalube Differential Oil	ACC-SHAFT-PL-32

## YAMAHA GENUINE PARTS

Battery	YTX-20LBS-00-00
Spark Plug	CPR-7EA90-00-00
Air Cleaner	B16-E4451-01-00
Front Brake Pad Left (Qty)	3B4-W0045-00-00 (1)
Front Brake Pad Right (Qty)	3B4-W0045-10-00 (1)
Drive Belt	3B4-17641-00-00

## A. ATV RECEIVER HITCH

This 2" Receiver Hitch is an easy bolt-on that allows you to use a standard ball mount to haul a small trailer or other implement with ease. Do not exceed recommended tongue or towing weight.

- Standard equipment on the following models: Grizzly LE, Grizzly EPS SE, Kodiak 700 EPS, and Kodiak 700 EPS SE.
- Accepts 2" receiver and standard hitch pin
- Pin not included

Fits '16-'23 Kodiak 700  
B16-F85H0-V0-00

## B. WINDSHIELD

Constructed of tough, durable, and shatter-resistant polycarbonate. Easy on easy off (after initial install) for servicing or towing, etc. Provides generous protection from cold, wind, debris, etc. to rider's hands, chest, head for enhanced comfort. Tilt is adjustable.

Fits '16-'23 Kodiak 700 EPS models  
2UD-F83J0-V0-00

## C. AXLE ASSEMBLIES

Yamaha Genuine OE replacement axle drive assembly kit.

Fits '16-'23 Kodiak 700  
28P-2518F-03-00 (Front)  
B16-2531H-00-00 (Rear)

## D. WHEEL BEARING KIT

Yamaha Genuine OE replacement wheel bearing kit.

Fits '16-'23 Kodiak 700  
17S-WB024-00-00

COLD  
WEATHER

COVER

PROTECTION

STORAGE

WINDSHIELD

GENUINE  
SERVICE PARTS

\*A = 10W-40, 10W-50, 20W-50 or 15W-50 OVER 40°F  
\*B = 10W40 or 10W50 BELOW 40°F; 5W-30 AT 30° or BELOW



COLD  
WEATHER

## COVERS

## PROTECTION

## STORAGE

GENUINE  
SERVICE PARTS**A. PLOW MOUNT BY WARN®**

The Plow Mount by WARN® readies your ATV to plow snow, dirt, gravel and more.

*Fits '20-'23 Kodiak 450*

**B5R-F84Y0-V0-00**

**B. HEAT DEMON® HI/LO ATV HEATED GRIPS**

These HI/LO ATV Heated Grips by Heat Demon® increase rider comfort with even and consistent heat distribution from unique flex-circuit technology. Special molded rubber grips have great feel. Totals 40 watts and draws less than 3 amps. Fits all 7/8" handlebars.

*Fits '18-'23 Kodiak 450 models*

**DBY-ACC56-00-44**

**C. HEAT DEMON® DUAL ZONE ATV HEATED GRIPS**

The Dual Zone ATV Heated Grips by Heat Demon® include heated grips, thumb warmer, and mountable controller that regulates heat between the thumb and grips. Controller offers five levels of heat, has multiple mounting options, and provides LED light level indicators that dim for night time use. Totals 40 watts and draws less than 3 amps. Fits all 7/8" handlebars.

*Fits '18-'23 Kodiak 450 models*

**DBY-ACC56-00-45**

**D. HEAT DEMON® QUAD ZONE ATV HEATED GRIPS**

The Quad Zone ATV Heated Grips by Heat Demon® includes heated grips, thumb warmer, controller, DC plug, and hardware. Controller offers five levels of heat and four independent heat zones that share one set of display LEDs and setup buttons in a small, compact package. Two auxiliary ports can be used for Heat Demon® Vest or Seat Heater (sold separately) using a 2.5mm DC plug (70 watts each). Totals 40 watts and draws less than 3 amps.

*Fits '18-'23 Kodiak 450 models*

**DBY-ACC56-00-46**


**E. ATV SEAT HEATER BY HEAT DEMON®**

The ATV Seat Heater by Heat Demon® is a thin, flexible seat heater that installs underneath stock seat cover and warms up fast. Includes on/off switch or can be used with the controller that comes with the Heat Demon® Quad Zone ATV Heated Grips, sold separately. Measures 11" x 11-1/2".

- Thin, flexible seat heater installs underneath stock seat cover and warms up fast
- Includes on/off switch

*Fits '18-'23 Kodiak 450 models*

**DBY-ACC56-00-48**



A



B



C



D



E





A

**A. ATV STORAGE COVER**

This ATV Storage Cover helps protect your ATV while in storage.

*Fits '18-'23 Kodiak 450 models*

**ATV-COVER-02-00**

**B. REAR RACK EXTENSION**

This rear rack extension features a rugged design and adds functional cargo space to the OE rear rack. Constructed of bent steel tubing for strength and durability. The Rear Rack Extension extends rear rack height to 7.5".

- Black powder-coated finish
- Easy to install racks using included hardware

*Fits '18-'23 Kodiak 450 models*

**BB5-F48A0-V0-00**

**C. HEAVY-DUTY FRONT GRAB BAR**

Without sacrificing any style, the Heavy Duty Front Grab Bar protects the front of the Kodiak 450.

- Guards the front end, fenders and headlights from brush and trail obstacles while complimenting the ATV styling
- Integrated mount for easy and convenient installation of WARN® AXON® winch up to 3500 lb.
- Includes anchor points to securely tie down the front end
- All-steel 1.5" tubing with E-Coating and textured powder coating that matches unit's racks for exceptional durability
- Easy bolt-on utilizing stock mounting location
- Conveniently add accessory LED Pod lights with integrated mounts

*Fits '18-'23 Kodiak 450 models*

**B5R-F84L0-V0-00**


**D. FRONT BRUSH GUARD**

This rugged Front Brush Guard is designed to provide additional protection while you're out on the trail. It was designed to seamlessly integrate with the front profile of the Kodiak 450 while adding a tough, aggressive look.

- Helps protect the front end and headlights while complementing the styling of your ATV
- Durable bent steel tubing construction
- Black powder-coated finish
- Includes mounting hardware

*Fits '18-'23 Kodiak 450 models*

**BB5-F85F0-V0-00**



B



C



D

COLD  
WEATHER

COVER

PROTECTION

STORAGE

GENUINE  
SERVICE PARTS



COLD  
WEATHER

COVERS

PROTECTION

STORAGE

GENUINE  
SERVICE PARTS

A. OVERFENDERS

These overfenders feature a tough, aggressive look, and have a custom formed design that helps protect you from water, mud, and other trail debris.

- Constructed of tough, durable thermoplastic olefin (TPO) plastic that is wider at the base to deflect more trail debris
- Overfenders follow the fender lines to create seamless, unified body lines
- Minor drilling and trimming may be required
- Includes mounting hardware

*Fits '18-'23 Kodiak 450 models*  
**BB5-F15E0-V0-00**

B. ATV TEK® FLEXGRIP™ PRO SINGLE

Roll over the worst terrain with no worries about your gun, bow, ice auger, etc. With precise engineering for a custom fit, your focus can stay on the hunt versus the care of your gear.

- Provides an additional 16" of horizontal adjustability once mounted
- Fits any FlexGrip™ product
- Easy to install

*Fits all Utility ATV Racks*  
**ABA-FFG10-00-00**

C. ATV TEK® FLEXGRIP™ PRO DOUBLE

The same benefits of the Pro Single but multiplied by two. Despite the bumpiest terrain your gun, bow, ice auger, etc. will be in the exact place you originally put it in by the end of your journey.

- Provides an additional 16" of horizontal adjustability once mounted
- Fits any FlexGrip™ product
- Easy to install

*Fits all Utility ATV Racks*  
**ABA-FFG20-00-00**

D. ATV TEK® V-GRIP™ SINGLE

The last thing you want is your gear unprotected with a loose fit and an unreliable mount. Keep your focus on the hunt by giving your gun, bow, etc. the careful fit and proper protection it deserves. In addition, experience effortless installation, solid mounting, and finger-adjustable knobs for quick, tool-free alterations.

- Improved tubular and composite rack mounting system
- Includes forks (2), mounting blocks (2), rubber snubbers (2), and all necessary mounting hardware for easy installation

*Fits all Utility ATV Racks*  
**ABA-VFG10-00-00**




A



B



C




D





A



B



C



D

## GENUINE SERVICE PARTS

## '18~'23 KODIAK 450

## YAMAHA GENUINE OILS &amp; FILTERS

Oil Capacity: Oil & Filter	2.54 US QT (2.4L)
Engine Oil Grade	A*
Engine Oil Filter	5GH-13440-61-00
Yamalube Differential Oil	ACC-SHAFT-PL-32

## YAMAHA GENUINE PARTS

Battery	YTX-20LBS-00-00
Spark Plug	DR7-EA000-00-00
Air Cleaner	1NS-E4451-00-00
Front Brake Pad (Qty)	3GD-W0045-01-00 (2)
Drive Belt	5GH-17641-11-00

## A. ATV TEK® V-GRIP™ DOUBLE

Like the V-Grip™ Single but double the fun. Stay ready for the hunt with a custom fit and properly protected double slotted grip that's hand-adjustable for when you're on the trail.

- Improved tubular and composite rack mounting system
- Includes forks (4), mounting bases (2), rubber snubbers (4), and all necessary mounting hardware for easy installation

*Fits all Utility ATV Racks*

**ABA-VFG20-00-00**

## B. ATV TEK® V-GRIP™ HANDLEBAR MOUNT

Get the only mount that fits perfectly with handlebars, and all round tube racks, up to 1" in diameter.

- Includes forks (2), mounting bases (2), rubber snubbers (4), and all necessary hardware for easy installation

*Fits all Utility ATV Racks*

**ABA-VFGH0-00-00**

## C. YAMAHA SOFT FENDER BAG

Soft-sided design includes full-length zipper for easy access, and outside straps.

*Fits all Utility ATV models*

**ABA-FENDB-AG-BK**

## D. AXLE ASSEMBLIES

Yamaha Genuine OE replacement axle drive assembly kit.

*Fits '18-'23 Kodiak 450*

**BB5-2518G-00-00 (Front)**

**BB5-2531H-00-00 (Rear)**

COLD  
WEATHER

COVER

PROTECTION

STORAGE

GENUINE  
SERVICE PARTS

\*A = 10W-40, 10W-50, 20W-50 or 15W-50 OVER 40°F  
\*B = 10W40 or 10W50 BELOW 40°F; 5W-30 AT 30° or BELOW









# SPORT ATV ACCESSORIES





**GYTR® PLASTIC  
FRAME GLIDE PLATE**  
18P-F84N0-U0-00



**FRONT GRAB BAR**  
18P-F84L0-N1-00



**HEAVY-DUTY  
REAR GRAB BAR**  
B4F-F85E0-V0-00



# YFZ450R



**GYTR NERF BAR/  
FOOTWELL/ PEG COMBINATION**  
GYT-46D31-KT-08



**GYTR HIGH-FLOW AIR FILTER**  
GYT-5TG95-01-10



**GYTR HIGH COMPRESSION  
PISTON KIT**  
GYT-5D305-00-00



## COVERS

**A. YAMAHA ATV COVER**

The Yamaha Sport ATV Cover helps protect your ATV while in storage. Storage bag included.

Fits '09-'23 YFZ450R  
18P-F81A0-V0-00

## PERFORMANCE

**B. GYTR® PERFORMANCE CAMSHAFTS**

Maximize your top-end horsepower with this Performance Cam Kit. Ground to exact specifications using special CNC cam-grinding machines. Special billet alloy construction provides consistent machined surfaces for increased durability. Cams come with durable stock cam gears and de-comp installed, degreed-in, and ready to install. No costly core charges or deposits, or exchange programs that can add to downtime. Designed for use in modified engines equipped with a high compression piston.

*This accessory is restricted to closed-course competition use.*

Fits '09-'23 YFZ450R  
18P-E21F0-V0-00

## PROTECTION

## SPROCKETS &amp; CHAINS

## TRIM &amp; ACCENTS

**C. GYTR® BILLET CLUTCH COVER**

GYTR Clutch Components are precision machined from aerospace-quality aluminum alloys with a unique hard coating. This provides superior performance and clutch feel, as well as excellent component durability.

Fits '09-'23 YFZ450R  
GYT-5XD35-10-AL

**D. GYTR® BILLET CLUTCH INNER HUB**

The GYTR Billet Clutch Inner Hub is precision machined from the highest grade of aluminum, then hard anodized to achieve an exceptionally hard wear-resistant surface. Additional oil passages help improve clutch performance and contribute to a 20% weight reduction and less rotational mass for improved acceleration.

Fits '09-'23 YFZ450R  
GYT-5XD56-40-00

**E. GYTR® TOP END GASKET KIT**

The GYTR Top End Gasket Kit is required for installation of the GYTR High Compression Piston Kit.

Fits '09-'23 YFZ450R  
GYT-5TG04-10-00

**F. GYTR® HIGH COMPRESSION PISTON KIT**

The GYTR High Compression Piston Kit provides a performance boost throughout the rpm range while maintaining a high level of durability. Machined valve pockets provide additional valve clearance when used with higher lift camshafts. The kit includes piston rings, piston pin, and clips (uses stock replacements). Requires use of minimum 100-octane racing fuel. Boosts engine compression ratio to 13.2:1. Provides 1.5 to 3 HP increase throughout most of the power band. No crankshaft rebalancing necessary. Uses stock gaskets (not included).

*This accessory is restricted to closed-course competition use.*

Fits '09-'23 YFZ450R  
GYT-5D305-00-00

**G. GYTR® BILLET CLUTCH PRESSURE PLATE**

Precision-machined from the highest grade of aluminum, then hard anodized to achieve an exceptionally hard, wear-resistant surface for amazing race-proven durability. Additional oil passages help improve clutch performance and also contribute to a 30% weight reduction and less rotational mass for improved acceleration.

Fits '09-'23 YFZ450R  
GYT-2S256-20-00

**H. GYTR® BILLET AIR FILTER ADAPTOR PLATE**

The GYTR Billet Air Filter Adaptor Plate is made from 6061-T6 billet aluminum. Allows the use of our GYTR High Flow Air Filter.

Fits '09-'23 YFZ450R  
18P-E41E0-V0-00



A




B



C



D



E



F



G



H





A



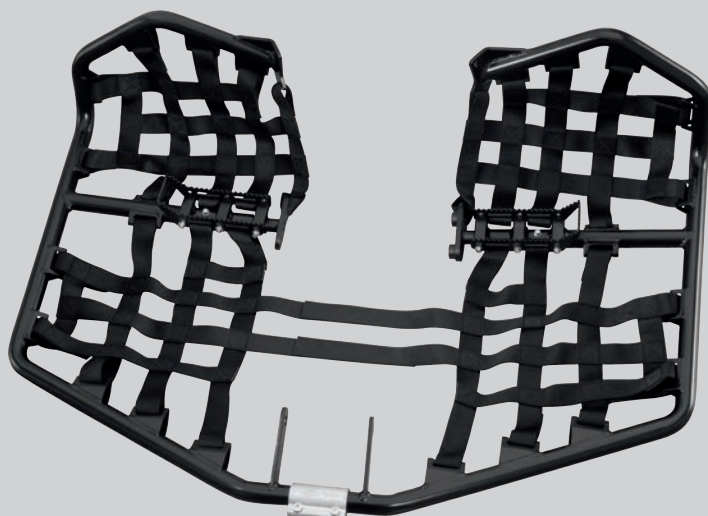
B



C



D



E



F



G

#### A. GYTR® HIGH-FLOW AIR FILTER

High-flow gauze air filter increases performance throughout the entire power band and offers optimal airflow. Air lid can still be installed and is recommended for wet and muddy conditions. Washable and reusable. GYTR Billet Air Filter Adaptor Plate required for installation.

Fits '09-'23 YFZ450R  
GYT-5TG95-01-10

#### B. GYTR® MULTI-STAGE FOAM FILTER

The GYTR Multi-Stage Foam Filter has a special two-stage design for maximum airflow and superior filtration for greater engine protection. Service with Yamaha Genuine Foam Filter Oil available from your Yamaha dealer. Not for use with GYTR Billet Air Filter Adaptor Plate.

Fits '09-'23 YFZ450R  
GYT-5TG95-00-00

#### C. GYTR® PRE-FILTER

GYTR Pre-Filter filters dirt with no critical airflow or power loss requiring less maintenance in dusty conditions.

Fits '09-'22 YFZ450R  
GYT-5TG95-11-BL

#### D. GYTR® UNI® AIR FILTER

Increased filter area increases airflow and horsepower. Unsurpassed in airflow, dirt stopping, and overall performance. The GYTR UNI® Air Filter can be easily washed and re-oiled. Designed to work with the Billet Air Filter Adaptor Plate.

Fits '09-'22 YFZ450R  
GYT-0SS55-90-43

#### AIS REMOVAL KIT (NOT SHOWN)

This kit allows for the removal of the air induction system (AIS) from your ATV to provide weight reduction.

*This accessory is restricted to closed-course competition use.*

Fits '14-'23 YFZ450R  
1TD-141B0-V0-00

#### E. GYTR® NERF BAR/ FOOTWELL/ PEG COMBINATION

Combines the nerf bars, footwells, and foot pegs into one accessory. 1.25"-diameter 6063 aluminum alloy tubing. Foot Pegs are 2.5" wide and 0.75" longer than stock with two height positions (0.75" lower than stock or 1.25" lower than stock). Extruded joint clamp helps make installation and alignment a snap. 5° sweep for ultimate leverage, comfort, and clearance. Durable 1.5"-wide black nylon webbing in nerf bar and footwell areas. Meets all AMA® and ATVA® racing regulations. For closed-course competition only.

Fits '09-'23 YFZ450R  
GYT-46D31-KT-08 (Black)  
18P-F11E4-S0-00 (Replacement Webbing) (Black)

#### F. FRONT GRAB BAR

The Front Grab Bar helps provide protection to components on the front of your YFZ450R while offering a large hand hold to maneuver the machine. Constructed of 1" diameter, 6063 aluminum alloy tubing and a durable black powder-coat finish.

Fits '12-'23 YFZ450R  
18P-F84L0-N1-00

#### G. GYTR® FRONT GRAB BAR

The "Bull Horn" design helps protect the shocks and radiator while offering a large hand hold to maneuver the machine in mud. Wrap-under design provides a smooth transition from the front grab bar to the glide plate without affecting the stock approach angles. Constructed of strong, lightweight 6063 and 5052 aluminum alloy tubing and sheet metal with a durable finish.

Fits '09-'23 YFZ450R  
18P-F84L0-S0-00

COVER

PERFORMANCE

PROTECTION

SPROCKETS  
& CHAINS

TRIM &  
ACCENTS



COVERS

PERFORMANCE

PROTECTION

SPROCKETS  
& CHAINS

TRIM  
& ACCENTS

A. GYTR® PLASTIC FRAME GLIDE PLATE

This lightweight, 0.25"-thick polyurethane construction is much lighter than standard aluminum skid plates and helps protect frame, engine, and chassis components. The plate provides a smooth, slick surface so the ATV can "glide" over track obstacles.

**NOTE:** Cannot be installed in conjunction with Aluminum Engine/Frame Skid Plate.

Fits '09-'23 YFZ450R  
**18P-F84N0-U0-00**

B. GYTR® ALUMINUM A-ARM SKID PLATES

These aluminum A-Arm Skid Plates help protect A-arms, steering, and suspension components. Constructed of strong, lightweight aluminum alloy sheet metal.

Fits '09-'23 YFZ450R  
**18P-F31A0-V0-00**

C. GYTR® ALUMINUM ENGINE/ FRAME SKID PLATE

The Aluminum Engine/Frame Skid Plate helps protect the frame, steering stem sleeve, engine, and chassis components. Strong, lightweight 0.16"-thick 5052 aluminum alloy sheet metal construction. Cannot be installed in conjunction with Plastic Frame Glide Plate.

Fits '09-'23 YFZ450R  
**18P-F84N0-V0-00**

D. GYTR® ALUMINUM SWINGARM SKID PLATE

The Aluminum Swingarm Skid Plate utilizes a high-tech, one-piece design with a brushed-aluminum finish. Helps protect and complement the look of the factory aluminum swing arm. Includes aircraft-quality hardware.

Fits '09-'23 YFZ450R  
**18P-F21A0-V0-00**



A



B



C




D






A



B



C



D



E

## A. GYTR® ULTRA-HIGH PERFORMANCE RACING CHAINS BY EK®

GYTR Ultra-High Performance Racing Chains & Links by EK® offer the ultimate balance of performance and durability for various applications.

Fits '09-'23 YFZ450R

### 520 GDO 0-Ring Chain:

- Displacement Limit: Up to 650cc
- Tensile strength = 8,000 lb
- 120 links
- Manufactured by the inventor of the world's first O-ring
- Ideal for small and mid-sized off-road motorcycles, sportbikes, and ATVs

GYT-ACC56-20-05 (520 GDO2 0-ring Chain, Gold)

GYT-ACC56-20-22 (520 GDO2 Clip-Type Master-Link, Gold)

GYT-ACC56-20-07 (520 GDO2 0-ring Chain, Natural)

GYT-ACC56-20-23 (520 GDO2 Clip-Type Master-Link, Natural)

GYT-ACC56-20-08 (520 GDO2 Rivet-Type Master-Link, Natural)

### 520 GDXL(2) Quadra-Ring Lite Chain:

- Displacement Limit: Up to 650cc
- Tensile strength = 8,500 lb
- 120 links
- Designed to reduce friction up to 40%
- Last 50% longer than the conventional O-ring chains
- Lighter version of the 520 GDX for small and mid-sized off-road motorcycles, sportbikes and ATVs

GYT-ACC56-20-01 (520 GDXL2 Chain, Gold)

GYT-ACC56-20-20 (520 GDXL2 Clip-Type Master-Link, Gold)

GYT-ACC56-20-02 (520 GDXL2 Rivet-Type Master-Link, Gold)

GYT-ACC56-20-03 (520 GDXL2 Chain, Natural)

GYT-ACC56-20-21 (520 GDXL2 Clip-Type Master-Link, Natural)

## B. GYTR® REAR SPROCKETS BY TALON

Made from 7075-T6 billet aluminum and CNC-machined for maximum fit accuracy. Features a radial mud groove etched just inside the sprocket teeth to shed mud and grit which saves weight and increases chain life.

*Sprocket sizes that increase the final drive ratio over stock are for closed-course competition only because regulated exhaust emissions are affected.*

Fits '09-'23 YFZ450R

GYT-OSS58-60-05 (38T)

GYT-OSS58-60-06 (39T, Shown)

## C. QUICK-RELEASE FASTENER KIT

The Yamaha Quick-Release Fastener Kit allow quick and easy, no-tools removal of body work. Kit comes with 10 fasteners and clips.

Fits '09-'23 YFZ450R

18P-F17B2-V1-00

## D. GYTR® TIMING PLUGS

These anodized 6061 billet aluminum timing plugs replace the stock plastic plugs.

Fits '09-'23 YFZ450R

5XC-E51B0-V0-00 (14mm - Black, Shown)

GYT-2S235-14-AL (14mm - Blue)

33D-E51A0-T0-00 (36mm - Black)

33D-E51A0-V0-00 (36mm - Blue)

## E. GYTR® MAGNETIC OIL DRAIN PLUG

Replace the stock steel drain plug with this 6061 billet Magnetic Oil Drain Plug. 60% lighter than stock. Includes a magnet that collects metal shavings. Prevents metal shavings from circulating in the motor oil. Used by Yamaha Racing Teams.

Fits '09-'23 YFZ450R

18P-E51C0-U0-00 (Red)

COVER

PERFORMANCE

PROTECTION

SPROCKETS  
& CHAINS

TRIM &  
ACCENTS





**FRONT GRAB BAR**  
1AS-F84L0-V1-00



**GYTR NERF BARS**  
1AS-F11E0-T0-00



**NERF BAR WEBBING**  
GYT-5TG31-00-WS



**GYTR ATV HIGH FLOW  
AIR FILTER**  
GYT-1S395-01-00




# RAPTOR 700R



**YAMAHA SE FOOTWELLS**  
1S3-F16G0-V0-00



**GYTR ALUMINUM SWINGARM  
SKID PLATE**  
GYT-1S333-00-AL



**ALUMINUM ENGINE/  
FRAME SKID PLATE**  
1AS-F84N0-V0-00



## COVERS

## PERFORMANCE

## PROTECTION

## SPROCKETS & CHAINS

## TRIM & ACCENTS

### A. YAMAHA ATV COVER

The Yamaha Sport ATV Cover helps protect your ATV while in storage. Storage bag included.

*Fits all Raptor 700R/700 models*  
**18P-F81A0-V0-00**

### B. GYTR® BILLET AIR FILTER ADAPTOR PLATE

The GYTR Billet Air Filter Adaptor Plate is made from 6061-T6 billet aluminum. Allows the use of our GYTR High Flow Air Filter.

*Fits all Raptor 700R/700 models*  
**GYT-1S395-10-00**

### C. GYTR® ATV HIGH FLOW AIR FILTER

High-flow gauze air filter increases performance throughout the entire power band and offers optimal airflow. Air lid can still be installed and is recommended for wet and muddy conditions. Washable and reusable. GYTR Billet Air Filter Adaptor Plate required for installation.

*Fits all Raptor 700R/700 models*  
**GYT-1S395-01-00**

### D. GYTR® MULTI-STAGE FOAM AIR FILTER

The GYTR Multi-Stage Foam Filter has a special two-stage design for maximum airflow and superior filtration for greater engine protection. Service with Yamaha Genuine Foam Filter Oil available from your Yamaha dealer. Not for use with GYTR Billet Air Filter Adaptor Plate.

*Fits all Raptor 700R/700 models*  
**GYT-1S395-00-00**

### E. GYTR® PRE-FILTER

GYTR Pre-Filter filters dirt with no critical airflow or power loss requiring less maintenance in dusty conditions.

*Fits all Raptor 700R/700 models (with GYTR High-Flow Air Filter)*  
**GYT-1S395-11-BL**

### F. ALUMINUM ENGINE/FRAME SKID PLATE

The Aluminum Engine/Frame Skid Plate helps protect the frame, steering stem sleeve, engine, and chassis components. Strong, lightweight 0.16"-thick 5052 aluminum alloy sheet metal construction. Cannot be installed in conjunction with Plastic Frame Glide Plate.

*Fits all Raptor 700R/700 models*  
**1AS-F84N0-V0-00**

### G. YAMAHA SE FOOTWELLS

The Raptor 700R Special Edition Footwells are constructed of black powder-coated aluminum tube and plate. The footwells feature a unique "R" punch-through design that enhances the complete styling of the Raptor 700R. Requires the use of the Plastic Footwell Extensions (ATV-1AS57-00-01), sold separately.

*Fits all Raptor 700R/700 models*  
**1S3-F16G0-V0-00**

### H. GYTR PLASTIC FOOTWELL EXTENSIONS

Designed to attach to the Yamaha SE Footwells. Made from high-impact plastic.

*Fits Yamaha SE Footwells on all Raptor 700R SE models*  
**ATV-1AS57-00-01**

### I. GYTR® NERF BARS

The GYTR Nerf Bars have a rugged, yet lightweight aluminum frame for maximum support and feature the GYTR logo. They are available in natural aluminum or black finish.

- Meets all AMA® and ATVA® racing regulations.
- Requires webbing, sold separately.



*For closed-course competition only.*

*Fits all Raptor 700R/700 models*  
**1AS-F11E0-V0-00 (Silver)**  
**1AS-F11E0-T0-00 (Black) (Shown)**

### J. NERF BAR WEBBING

This 1.5"-wide nylon webbing is required for use of the accessory GYTR Nerf Bars.

*Fits all Raptor 700R/700 models*  
**GYT-5TG31-00-WS (Black)**







A



B

### A. FRONT GRAB BAR

The SE Front Grab Bar helps provide protection to components of the front of the ATV while offering a large hand hold to maneuver the machine. Constructed of 1" diameter, 6063 aluminum alloy tubing and durable black powder-coat finish. Comes standard on SE models

*Fits all Raptor 700R/700 models*

**1AS-F84LO-V1-00**

### B. GYTR® SPORT FRONT GRAB BAR

The GYTR Sport Front Grab Bar features special ball-burnished aluminum tube construction with lower bash plate. The grab bar is designed to be both functional and sporty.

*Fits all Raptor 700R/700 models*

**GYT-1S314-10-AL** (Silver) (Shown)

**GYT-1S314-10-BK** (Black)

### C. GYTR® REAR GRAB BAR

The Rear Grab Bar is made of special ball-burnished aluminum tube construction. Flag/whip mounting tab is included.

*Fits all Raptor 700R/700 models*

**GYT-1S341-00-BK**

### D. GYTR® ALUMINUM FRONT A-ARM SKID PLATES

These Aluminum A-Arm Skid Plates help protect A-arms, steering, and suspension components. Constructed of strong, lightweight aluminum alloy sheet metal.

*Fits all Raptor 700R/700 models*

**GYT-1S334-20-AL**

### E. GYTR® ALUMINUM SWINGARM SKID PLATE

The Aluminum Swing Arm Skid Plate utilizes a high-tech, one-piece design with a brushed-aluminum finish. Helps protect and complement the look of the factory aluminum swing arm. Includes aircraft-quality hardware.

*Fits all Raptor 700R/700 models*

**GYT-1S333-00-AL**

### F. GYTR® ULTRA-HIGH PERFORMANCE RACING CHAINS & LINKS BY EK®

GYTR Ultra-High Performance Racing Chains and Links by EK® offer the ultimate balance of performance and durability for various applications.

*Fits all Raptor 700R/700 models*

**GYT-ACC56-20-01** (520 GDXL2 Chain, Gold) (Shown)

**GYT-ACC56-20-20** (520 GDXL2 Clip-type Master Link, Gold)

**GYT-ACC56-20-02** (520 GDXL2 Rivet-type Master Link, Gold)

**GYT-ACC56-20-03** (520 GDXL2 Chain, Natural)

**GYT-ACC56-20-21** (520 GDXL2 Clip-Type Master Link, Natural)

### G. GYTR® ATV REAR SPROCKETS BY TALON

Made from 7075-T6 billet aluminum and CNC-machined for maximum fit accuracy. Features a radial mud groove etched just inside the sprocket teeth to shed mud and grit which saves weight and increases chain life.

*Sprocket sizes that increase the final drive ratio over stock are for closed-course competition only because regulated exhaust emissions are affected.*

*Fits all Raptor 700R/700 models*

**GYT-OSS58-60-05** (38T - Blue)

**GYT-OSS58-60-06** (39T - Blue)

### H. GYTR® TIMING PLUGS

These anodized 6061 billet aluminum timing plugs replace the stock plastic plugs.

*Fits all Raptor 700R/700 models*

**5XC-E51B0-V0-00** (14mm - Black) (Shown)

**GYT-2S235-14-AL** (14mm - Blue)

**33D-E51A0-V0-00** (36mm - Blue)

**33D-E51A0-T0-00** (36mm - Black)



D



E



F



G



H

COVER

PERFORMANCE

PROTECTION

SPROCKETS  
& CHAINS

TRIM &  
ACCENTS





# WINCHES & MOUNTS



Side x Side Winch Options		AXON® WARN® WINCH		VRX WARN® WINCH		
Model	Year	3500 LB	4500 LB	2500 LB	3500 LB	4500 LB
		DBY-10583-00-00 Synthetic Wire Rope	DBY-10058-40-00 Synthetic Wire Rope	DBY-10598-00-00 Synthetic Wire Rope	DBY-10599-00-00 Synthetic Wire Rope	DBY-10600-00-00 Synthetic Wire Rope
				DBY-10260-30-00 Wire Rope	DBY-10260-40-00 Wire Rope	DBY-10260-50-00 Wire Rope
Viking/Viking VI	'15 - '23	•		•	•	
Wolverine X2 850	2019	•		•	•	
Wolverine X4 850	'18 - '19	•		•	•	
Wolverine X2/X4 850	'20 - '23	•*	•*	•	•	•
Wolverine RMAX2 1000/ RMAX4 1000	'21-'23		•			•
YXZ1000R/SS	'16 - '19			•		
YXZ1000R/SS	'20 - '23	•	•	•	•	•

\*Requires accessory Front Grab Bar BAR-F84L0-V0-00

ATV Winch Options		AXON® WARN® WINCH	VRX WARN® WINCH	
Model	Year	3500 LB	2500 LB	3500 LB
		DBY-10583-00-00 Synthetic Wire Rope	DBY-10598-00-00 Synthetic Wire Rope	DBY-10599-00-00 Synthetic Wire Rope
			DBY-10260-30-00 Wire Rope	DBY-10260-40-00 Wire Rope
Kodiak 450	'18 - '19	•*	•*	•*
Kodiak 450	'20 - '23	•	•	•
Kodiak 700	'16 - '23		•	•
Grizzly 700	'16 - '23		•	•

\*Requires accessory Front Grab Bar B5R-F84L0-V0-00

Side x Side Mount and Wiring Options						
Model	Year	VRX Mount/ Wiring Kit	AXON® Mount/ Wiring Kit	Winch Mount Plate	Front Brush Guard w/ Integrated Winch Plate	Snow Plow Mount
Viking/Viking VI	'15-'23	DBY-10196-00-00	DBY-10598-50-00			DBY-10356-00-00
Wolverine X2 850	2019	DBY-10372-00-00	DBY-10600-50-00			
Wolverine X4 850	'18-'19	DBY-10372-00-00	DBY-10600-50-00			
Wolverine X2/X4 850	'20 - '23	BAR-F28N0-V0-00 (4500 lb) BAR-F28N0-T0-00 (3500 lb) (Wiring Only)	DBY-10639-00-00 (Wiring Only)	BAR-F28M0-V0-00*	BAR-F84L0-V0-00	BAR-F84Y0-V0-00
Wolverine RMAX2 1000/ RMAX4 1000	'21-'23	B4J-F28N0-V0-00 (Wiring Only)	B4J-F28N0-S0-00 (Wiring Only)			B4J-F84Y0-V0-00
YXZ1000R/SS	'20 - '23	DBY-10602-00-00 (4500 lb) DBY-10601-00-00 (2500/3500 lb) (Wiring Only)	DBY-10599-50-00 (Wiring Only)		BAS-F84L0-T0-00*	

\*Not required for XT-R and LE models

ATV Mount and Wiring Options						
Model	Year	VRX Mount/ Wiring Kit	AXON® Mount/ Wiring Kit	Winch Mount Plate	Front Brush Guard w/ Integrated Winch Plate	Snow Plow Mount
Kodiak 450	'20 - '23	DBY-10198-00-00 (Wiring Only)	DBY-10597-50-00 (Wiring Only)	DBY-10600-10-00	B5R-F84L0-V0-00	B5R-F84Y0-V0-00
Kodiak 450	'18-'19				B5R-F84L0-V0-00*	B5R-F84Y0-V0-00*
Grizzly 700	'16-'23	DBY-10199-00-00				DBY-10636-00-00
Kodiak 700	'16-'23	DBY-10199-00-00				DBY-10636-00-00

\*When using accessory Front Grab Bar (B5R-F84L0-V0-00), you must use Snow Plow Mount (B5R-F84Y0-V0-00).



## A. AXON® WINCH WITH SYNTHETIC WIRE ROPE BY WARN®

Combining a powerful motor and smart digital contactor into one, the Motactor™ on the AXON® Winch with 50 feet of Synthetic Rope is perfect for extreme environments.

- Synthetic rope available in 3,500 and 4,500 pound capacities
- 3,500 lb: 3/16" of Spydura® synthetic rope
- 4,500 lb: 1/4" of Spydura® synthetic rope
- Motactor™ simplifies winch installation by 50%
- Monitor speed, load and motor temperature from winch remote
- Load limiter prevents overloading winch damage
- Rigid all-metal, waterproof construction
- New clutch design based on legendary WARN® 4WD hub lock design

**3500 LB Synthetic Wire Rope**  
DBY-10583-00-00

**4500 LB Synthetic Wire Rope**  
DBY-10058-40-00

## B. VRX WINCH WITH SYNTHETIC ROPE BY WARN®

With its all-metal construction, the WARN® VRX Winch includes the new clutch developed from the WARN® 4WD hub lock design while its 50 feet of lightweight Synthetic Rope is both easy to handle and extremely strong.

- Upgraded waterproof contactor
- Synthetic rope available in 2500, 3500 and 4500 pound capacities
- 2500 lb: 3/16" synthetic rope
- 3500 lb: 3/16" synthetic rope
- 4500 lb: 1/4" synthetic rope
- Automatic load-holding brake for precise control
- Durable all-metal three-stage planetary gear train
- IP68-rated waterproof winch sealing
- Black powder-coated finish for corrosion resistance

**2500 LB Synthetic Wire Rope**  
DBY-10598-00-00

**3500 LB Synthetic Wire Rope**  
DBY-10599-00-00

**4500 LB Synthetic Wire Rope**  
DBY-10600-00-00

## C. VRX WINCH WITH WIRE ROPE BY WARN®

With its all-metal construction, the WARN® VRX Winch with 50 feet of wire rope includes the new clutch developed from the WARN® 4WD hub lock design.

- Upgraded waterproof contactor
- Wire rope available in 2500, 3500, and 4500 pound capacities
- 2500 lb: 3/16" steel rope
- 3500 lb: 7/32" steel rope
- 4500 lb: 1/4" steel rope
- Automatic load-holding brake for precise control
- Durable all-metal three-stage planetary gear train
- IP68-rated waterproof winch sealing
- Black powder-coated finish for corrosion resistance

**2500 LB Wire Rope**  
DBY-10260-30-00

**3500 LB Wire Rope**  
DBY-10260-40-00

**4500 LB Wire Rope**  
DBY-10260-50-00







A

## A. WOLVERINE RMAX 1000 AXON® WIRING KIT BY WARN®

The AXON® Wiring Kit includes everything needed to install an AXON® Series winch. Kit includes:

- Wired remote
- Unit-specific wiring and Yamaha connectors
- Dedicated location for dash mounted Carling rocker switch
- All necessary hardware and instructions

*Fits '21-'23 Wolverine RMAX2 1000; '21-'23 Wolverine RMAX4 1000*  
**B4J-F28N0-S0-00**



B

## B. WOLVERINE RMAX 1000 VRX WIRING KIT BY WARN®

The VRX Wiring Kit includes everything needed to install a 4500 lb. VRX Series winch. Kit includes:

- Upgraded, waterproof contactor
- Wired remote
- Unit-specific wiring and Yamaha connectors
- Dedicated location for dash mounted Carling rocker switch
- All necessary hardware and instructions

*Fits '21-'23 Wolverine RMAX2 1000; '21-'23 Wolverine RMAX4 1000*  
**B4J-F28N0-V0-00**






## A. WINCH MOUNT BY WARN®

The Front Winch Mount provides a secure location to install the Winch Fairlead on your Wolverine X2 and X4 stock Front Grab Bar.

- Required when installing a winch on the OE Front Grab Bar
- Will Accept all Winches sold by Yamaha
- Kit includes mounting plate and necessary hardware.
- Made of 3/16" steel sheet metal with a black powder-coat finish
- This mount is NOT needed when installing a winch on the Accessory Front Grab Bar BAR-F84L0-V0-00

Fits '20-'23 Wolverine X2 850; '20-'23 Wolverine X4 850  
**BAR-F28M0-V0-00**

A



## B. AXON® WINCH MOUNT KIT BY WARN®

The Front Winch Mount Kit includes everything needed to install an AXON® Series winch. Kit includes:

- Mount plate
- Wired remote
- Unit-specific wiring and Yamaha connectors
- Dedicated location for dash-mounted rocker switch
- Maximum AXON® winch capacity: 3500 lb

Fits '19 Wolverine X2 850; '18-'19 Wolverine X4 850  
**DBY-10600-50-00**

B



## C. AXON® WINCH WIRING KIT BY WARN®

The AXON® Wiring Kit includes everything needed to install an AXON® Series winch. Kit Includes:

- Wired remote
- Unit-specific wiring and Yamaha connectors
- Dedicated location for dash-mounted rocker switch
- For non-XT-R units, requires: Fairlead Mount: BAR-F28M0-V0-00 (sold separately) OR Accessory Front Grab Bar: BAR-F84L0-V0-00 (sold separately)

Fits '20-'23 Wolverine X2 850; '20-'23 Wolverine X4 850  
**DBY-10639-00-00**

C



## D. VRX WINCH MOUNT KIT BY WARN®

The Front Winch Mount Kit includes everything needed to install a VRX Series winch. Kit includes:

- Mount plate
- Unit-specific wiring and Yamaha connectors
- Dedicated location for dash-mounted rocker switch
- Wired remote
- Maximum VRX winch capacity: 3500 lb

Fits '19 Wolverine X2 850; '18-'19 Wolverine X4 850  
**DBY-10372-00-00**

D



## E. VRX 2500/3500 LB WINCH WIRING KIT BY WARN®

The VRX Wiring Installation Kit includes everything needed to install a 2500 or 3500 pound VRX Series winch. Kit includes:

- Wired remote
- Unit-specific wiring and Yamaha connectors
- Dedicated location for dash-mounted rocker switch
- For non-XT-R units, requires: Fairlead Mount (BAR-F28M0-V0-00) OR Accessory Front Grab Bar (BAR-F84L0-V0-00), both sold separately

Fits '20-'23 Wolverine X2 850; '20-'23 Wolverine X4 850  
**BAR-F28N0-T0-00**

E



## F. VRX 4500 LB WINCH WIRING KIT BY WARN®

The VRX Wiring Installation Kit includes everything needed to install a 4500 pound VRX Series winch. Kit includes:

- Wired remote
- Unit-specific wiring and Yamaha connectors
- Dedicated location for dash-mounted rocker switch
- For non-XT-R units, requires: Fairlead Mount (BAR-F28M0-V0-00) OR Accessory Front Grab Bar (BAR-F84L0-V0-00) (both sold separately)

Fits '20-'23 Wolverine X2 850; '20-'23 Wolverine X4 850  
**BAR-F28N0-V0-00**

F







A

## A. AXON® WINCH MOUNT KIT BY WARN®

The Front Winch Mount Kit includes everything needed to install an AXON® Series winch. Kit includes:

- Mount plate
- Wired remote
- Unit-specific wiring and Yamaha connectors

*Fits all Viking and Viking VI models*

**DBY-10598-50-00**



B

## B. AXON® WINCH WIRING KIT BY WARN®

The AXON Wiring Kit includes everything needed to install an AXON® Series winch. Kit Includes:

- Unit-specific wiring and Yamaha connectors
- Dedicated location for dash-mounted rocker switch
- Wired remote
- Fairlead Adaptor for 3500 lb winches
- Requires Heavy Duty Front Brush Guard (BAS-F84L0-V0-00) or Front Grab Bar w/Winch Mount (BAS-F84L0-T0-00), sold separately

*Fits '20-'23 YXZ1000R; '20-'23 YXZ1000R SS*

**DBY-10599-50-00**



C

## C. VRX WINCH MOUNT KIT BY WARN®

The Front Winch Mount Kit includes everything needed to install a VRX Series winch. Kit includes:

- Mount plate
- Wired remote
- Unit-specific wiring and Yamaha connectors

*Fits all Viking and Viking VI models*

**DBY-10196-00-00**

## D. VRX 2500/3500 LB WINCH WIRING KIT BY WARN®

The VRX Wiring Kit includes everything needed to install a 2500 or 3500 lb VRX Series winch. Kit includes:

- Wired remote
- Unit-specific wiring and Yamaha connectors
- Dedicated location for dash-mounted rocker switch
- Fairlead Adaptor for 2500 and 3500 lb winches
- Requires Heavy Duty Front Brush Guard (BAS-F84L0-V0-00) or Front Grab Bar w/Winch Mount (BAS-F84L0-T0-00), sold separately

*Fits '16-'23 YXZ1000R; '17-'23 YXZ1000R SS*

**DBY-10601-00-00**



D

## E. VRX 4500 LB WINCH WIRING KIT BY WARN®

The VRX Wiring Kit includes everything needed to install a 4500 pound VRX Series winch. Kit Includes:

- Unit-specific wiring and Yamaha connectors
- Dedicated location for dash-mounted rocker switch
- Wired remote
- Requires Heavy Duty Front Brush Guard (BAS-F84L0-V0-00) or Front Grab Bar w/Winch Mount (BAS-F84L0-T0-00), sold separately

*Fits '20-'23 YXZ1000R; '20-'23 YXZ1000R SS*

**DBY-10602-00-00**



E



## A. AXON® WINCH WIRING KIT BY WARN®

The AXON® Winch Wiring Kit includes everything needed to wire an AXON® Series winch. Kit includes:

- Digital handlebar-mounted rocker switch
- Unit-specific wiring
- Requires accessory Front Grab Bar (B5R-F84L0-V0-00)

Fits '18-'23 Kodiak 450

**DBY-10597-50-00**

## B. VRX WINCH MOUNT KIT BY WARN®

The Front Winch Mount Kit includes everything needed to install a VRX Series winch. Kit includes:

- Mount plate
- Unit-specific wiring and Yamaha connectors
- Dedicated location for handlebar-mounted rocker switch
- Power cables

Fits '16-'23 Grizzly; '16-'23 Kodiak 700

**DBY-10199-00-00**

## C. VRX WINCH MOUNT KIT BY WARN®

The Front Winch Mount Kit includes everything needed to mount a VRX Series winch on the stock front grab bar. Kit includes:

- Mount plate
- Dedicated contactor mounting location for ease of installation
- Requires Wiring Kit (DBY-10198-00-00)

Fits '20-'23 Kodiak 450

**DBY-10600-10-00**

## D. VRX WINCH WIRING KIT BY WARN®

The VRX Wiring Kit includes everything needed to install a VRX Series winch. Kit includes:

- Upgraded waterproof contactor
- Unit-specific wiring and Yamaha connectors
- Handlebar-mounted rocker switch
- 2020 Kodiak 450 requires Mount Kit (DBY-10600-10-00) or accessory Front Grab Bar (B5R-F84L0-V0-00)
- '18-'19 Kodiak 450 requires accessory Front Grab Bar (B5R-F84L0-V0-00)


Fits '18-'23 Kodiak 450

**DBY-10198-00-00**


**A**



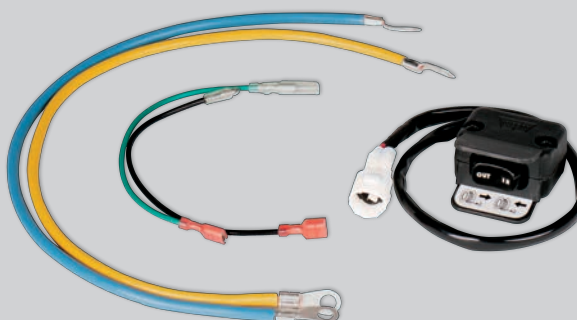
**B**



**C**



**D**







**A**

## A. LIGHT-DUTY WINCH ACCESSORY KIT BY WARN®

The WARN® Light-Duty Winch Accessory Kit includes all of the essential tools needed to properly operate the WARN® winch. Kit includes:

- Two (2) 1/2" (12.7 mm) shackles - 4500 lb (2041 kg) weight rating
- Two (2) 1"x 8' (25.4mm x 2.4m) tree trunk protectors
- One (1) tool roll constructed of durable ballistic nylon with secure hook-and-loop enclosures to strongly attach either ATV rack or SxS roll bar
- Line damper for increased safety
- Additional storage
- One year limited warranty

*Fits all SxS models; '16-'23 Grizzly; '18-'23 Kodiak 450; '16-'23 Kodiak 700*

**DBY-99901-00-00**



**B**

## B. SXS SYNTHETIC ROPE UPGRADE KIT BY WARN®

The WARN® UTV Synthetic Rope Upgrade Kit includes everything needed to upgrade the 4500 lb winch from wire to synthetic rope. Kit includes:

- 50 feet of 1/4" of synthetic rope
- Compatible with 4500 lb VRX winch
- WARN® Epic Hawse Fairlead with mounting bolts
- Winch rope anchor puck
- Abrasion sleeve

*Fits '21-'23 Wolverine RMAX2 1000; '22-'23 Wolverine RMAX2 1000 Sport; '21-'23 RMAX4 1000; '20-'23 Wolverine X2 850; '20-'23 Wolverine X4 850; '20-'23 YXZ1000R/ YXZ1000R SS*

**DBY-10097-00-00**

## C. SYNTHETIC ROPE UPGRADE KIT BY WARN®

The WARN® Synthetic Rope Upgrade Kit includes everything needed to upgrade the 2500 or 3500 pound winch from wire to synthetic rope. Kit includes:

- 50 feet of 3/16" of synthetic rope
- Compatible with 2500 and 3500 lb VRX winches
- WARN® Epic Hawse Fairlead with mounting bolts
- Winch rope anchor puck
- Abrasion sleeve

*Fits '20-'23 Wolverine X2 850; '20-'23 Wolverine X4 850; '16-'23 Grizzly; '19-'23 Kodiak 450; '16-'23 Kodiak 700*

**DBY-10096-90-00**



**C**

## D. WIRE ROPES BY WARN®

Direct replacement for the wire rope of the WARN® 2500, 3500, and 4500 lb winch.

### 2500 LB Wire Rope

*Fits all SxS models; '16-'23 Grizzly; '18-'23 Kodiak 450; '16-'23 Kodiak 700*

**DBY-60076-00-00**

### 3500 LB Wire Rope

*Fits all SxS models; '16-'23 Grizzly; '18-'23 Kodiak 450; '16-'23 Kodiak 700*

**DBY-10097-20-00**

### 4500 LB Wire Rope

*Fits all SxS models*

**DBY-10097-30-00**



**D**

## E. SYNTHETIC WIRE ROPES BY WARN®

Direct replacement for the synthetic rope of the WARN® 2500, 3500, and 4500 lb winch.

### 2500 lb/3500 lb Synthetic Wire Rope

*Fits all SxS models; '16-'23 Grizzly; '18-'23 Kodiak 450; '16-'23 Kodiak 700*

**DBY-73599-00-00**

### 4500 lb Synthetic Wire Rope

*Fits all SxS models*

**DBY-10097-50-00**



**E**







# WHEELS & TIRES





## A. EFX® MOTOBOSS

- 28"x10"x14" Front and Rear
- 6-ply bias construction
- 2" deep lug aggressive side lugs
- Excellent performance in mud

## B. EFX® MOTOMAX


- Front: 27x10x14R
- Rear: 27x12x14R
- 6-ply bias construction
- 1" deep lug aggressive side lugs
- Excellent performance in wet, tacky conditions

## C. EFX® MOTOMTC

- Available in three different sizes
  - (Front and Rear: 27x10x14R)
  - (Front and Rear: 28x10x14R)
  - (Front and Rear: 30x10x14R)
- 6-ply bias construction
- Unique 1.25" deep lugs
- Good all terrain options, excelling in loose to soft terrain conditions

## D. EFX® MOTOCLAW


- Available in three sizes different sizes
  - (Front and Rear: 27x10x14R)
  - (Front and Rear: 28x10x14R)
  - (Front and Rear: 30x10x14R)
- 8-ply radial construction
- Unique 1" deep lug, aggressive side lug
- Good all terrain option, excelling in rutted, hardpack terrain



A



B



C



D

Soft

Intermediate

Hard



MotoBoss



MotoMax



MotoMTC



MotoClaw



MotoHammer



**A****B****A. EFX® MOTOHAMMER**

- Available in three different sizes
  - (Front: 27x9x14R, Rear: 27x11x14R)
  - (Front and Rear: 28x10x14R)
  - (Front and Rear: 30x10x14R)
- 8-ply radial construction
- Excellent performance in rocky, hardpack conditions

**B. EFX® MOTOVATOR**

- Front and Rear: 30x9.5x14R
- 8-ply radial steel belt construction
- Engineered for superior extreme terrain performance

**Extreme****MotoVator**



## A. MSA WHEELS® M25 ROCKER WHEEL

- Size 14x7, +10mm offset
- Available in black and machined style (machined style pictured)

## B. MSA WHEELS® M37 BEADLOCK WHEEL

- Size 14x7, +10mm offset

## C. FUEL OFF-ROAD® ANZA WHEEL

- Size 14x7, +38mm offset
- Available in beadlock and non-beadlock versions (beadlock pictured)

## D. M25 WHEEL CAPS

- MSA Wheels® was the first to engineer a durable, bolt-on cap, preventing any cap loss on the trails.
  - This new security ensures you arrive with the same gear you left with.
  - Each cap comes standard with an interchangeable center star that can be easily swapped out for an additional, customized color.
  - Finished in automotive grade paint for life time beauty and strength to take a beating on any terrain. Includes two bolts for easy installation. MSA Wheels® Interchangeable Center Cap Stars are available and sold separately.
  - Sold individually
- VDF-MSA25-CP-RD** (Red)  
**VDF-MSA25-CP-OR** (Orange)  
**VDF-MSA25-CP-WT** (White)  
**VDF-MSA25-CP-GY** (Gray)  
**VDF-MSA25-CP-GB** (Gloss Black)  
**VDF-MSA25-CP-SL** (Silver)  
**VDF-MSA25-CP-CR** (Chrome)

## E. FUEL OFF-ROAD® ANZA WHEEL CAPS

**VDF-FANZA-42-MB**



A



B



C



D



E





A




B



C



D



E



F



G



H

#### A. KMC® XD SERIES® MACHETE CENTER CAP

This three-piece center cap kit gives you full customization with an interchangeable ring that can flip from black to red. Kit includes dual color ring, center cap, and bolts. Sold as a set (one set per wheel).

**VDF-KM110-CT-CP** (4x110 Only)

**VDF-KM156-CT-CP** (4x156 Only)

#### B. KMC® XD SERIES® ADDICT 2 CENTER CAP

This three-piece center cap kit gives you full customization with an interchangeable ring that can flip from black to red. Kit includes dual color ring, center cap, and bolts. Sold as a set (one set per wheel).

**VDF-KM134-CT-CP** (Non-BL)

**VDF-KM234-CT-CP** (Beadlock)

#### C. MSA REPLACEMENT SPLINE SOCKET KEY

This Replacement Spline Socket Key was engineered to fit and aid in installation/ tightening of the lug set which is included in the KMC® XD Series® Addict 2 Wheels and EFX® Tire Kits (all sold separately).

**VDF-SPARE-LG-KY**

#### D. KMC® XD SERIES® MACHETE BEADLOCK BOLTS

Replacement beadlock bolts and washers needed for KMC® XD Series® Wheels. (Sold in packages of 10.)

**VDF-KM228-BL-BT**

#### E. KMC® XD SERIES® ADDICT 2 BEADLOCK BOLTS

Replacement beadlock bolts and washers needed for KMC® XD Series® Wheels. (Sold in packages of 16.)

**VDF-KM234-BL-BT**

#### F. KMC® XD SERIES® ADDICT 2 INTERCHANGEABLE RINGS

Customize your Addict 2 wheels with these interchangeable rings. KMC® XD Series® Addict 2 Wheels are sold separately. Sold individually

**VDF-KM234-RG-BK** (Black)

**VDF-KM234-RG-MC** (Machined)

**VDF-KM234-RG-RD** (Red)

#### G. FUEL OFF-ROAD® ANZA REPLACEMENT BOLTS

**VDF-FL917-BL-BT**

#### H. OVERSIZED TIRE CLUTCH KIT

The MSA™/EFX® Wheel and Tire Kits (sold separately) have a larger diameter than the stock size tire. Yamaha has created a new alternate weight clutch kit to keep optimal clutch performance when installing oversize tires. Everything you need to change the clutch weights are included in this kit.

- Optimizes low speed clutch operation when installed with the oversized wheels and tires (sold separately)
- For use with oversized wheels and tires
- Includes all Yamaha Genuine factory parts

*Fits '19-'23 Wolverine X2 850, 18-'23 Wolverine X4 850*

**B8K-E63H0-V0-00**



# WHEELS & TIRES REFERENCE GUIDE

'19- '23 YXZ1000R

'19- '23 YXZ1000R SS

'16- '18 YXZ1000R

PART NUMBER

ACCESSORY

## KITS

VDF-14ATV-01-10	MSA Wheels® M25 BLK/EFX® MotoHammer Kit					
VDF-14ATV-01-20	MSA Wheels® M25/EFX® MotoMax Kit					
VDF-14ATV-02-10	MSA Wheels® M25 MCH/EFX® MotoHammer Kit					
VDF-14ATV-02-20	MSA Wheels® M25 MCH/EFX® MotoMax Kit					
VDF-14SXS-01-05	MSA Wheels® M25 BLK/EFX® MotoMTC Kit					
VDF-14SXS-01-07	MSA Wheels® M25 BLK/EFX® MotoClaw Kit					
VDF-14SXS-01-10	MSA Wheels® M25 BLK/EFX® MotoHammer Kit					
VDF-14SXS-01-20	MSA Wheels® M25 BLK/EFX® MotoMax Kit					
VDF-14SXS-02-05	MSA Wheels® M25 MCH/EFX® MotoMTC Kit					
VDF-14SXS-02-07	MSA Wheels® M25 MCH/EFX® MotoClaw Kit					
VDF-14SXS-02-10	MSA Wheels® M25 MCH/EFX® MotoHammer Kit					
VDF-14SXS-02-20	MSA Wheels® M25 MCH/EFX® MotoMax Kit					
VDF-14SXS-01-80	MSA Wheels® M25 BLK/EFX® 28" MotoMTC Kit					
VDF-14SXS-01-81	MSA Wheels® M25 BLK/EFX® 28" MotoClaw Kit					
VDF-14SXS-01-82	MSA Wheels® M25 BLK/EFX® 28" MotoHammer Kit					
VDF-14SXS-01-83	MSA Wheels® M25 BLK/EFX® 28" MotoBoss Kit					
VDF-14SXS-02-80	MSA Wheels® M25 MCH/EFX® 28" MotoMTC Kit					
VDF-14SXS-02-81	MSA Wheels® M25 MCH/EFX® 28" MotoClaw Kit					
VDF-14SXS-02-82	MSA Wheels® M25 MCH/EFX® 28" MotoHammer Kit					
VDF-14SXS-02-83	MSA Wheels® M25 MCH/EFX® 28" MotoBoss Kit					
VDF-14ATV-03-10	MSA Wheels® M37 Beadlock/EFX® MotoHammer Kit					
VDF-14ATV-03-20	MSA Wheels® M37 Beadlock/EFX® MotoMax Kit					
VDF-14SXS-03-05	MSA Wheels® M37 Beadlock/EFX® MotoMTC Kit					
VDF-14SXS-03-07	MSA Wheels® M37 Beadlock/EFX® MotoClaw Kit					
VDF-14SXS-03-10	MSA Wheels® M37 Beadlock/EFX® MotoHammer Kit					
VDF-14SXS-03-20	MSA Wheels® M37 Beadlock/EFX® MotoMax Kit					
VDF-14SXS-03-80	MSA Wheels® M37 Beadlock/EFX® MotoMTC Kit 28 in					
VDF-14SXS-03-81	MSA Wheels® M37 Beadlock/EFX® MotoClaw Kit 28 in					
VDF-14SXS-03-82	MSA Wheels® M37 Beadlock/EFX® MotoHammer Kit 28 in					
VDF-14SXS-03-83	MSA Wheels® M37 Beadlock/EFX® MotoBoss Kit 28 in					



[illegible]



# WHEELS & TIRES REFERENCE GUIDE

'21-'23 Wolverine RMAX2 1000

'21-'23 Wolverine RMAX4 1000

'19-'23 YXZ1000R

PART NUMBER ACCESSORY

## KITS

VDF-14SXS-20-09	FUEL™ ANZA D557 Non-Beadlock/EFX MotoClaw 30" Kit (Qty 4)		X	X		
VDF-14SXS-20-40	FUEL™ ANZA D557 Non-Beadlock/EFX MotoHammer 30" Kit (Qty 4)		X	X		
VDF-14SXS-20-50	FUEL™ ANZA D557 Non-Beadlock/EFX MotoMTC 30" Kit (Qty 4)		X	X		
VDF-14SXS-25-09	FUEL™ ANZA D917 Beadlock/EFX MotoClaw 30" Kit (Qty 4)		X	X		
VDF-14SXS-25-40	FUEL™ ANZA D917 Beadlock/EFX MotoHammer 30" Kit (Qty 4)		X	X		
VDF-14SXS-25-50	FUEL™ ANZA D917 Beadlock/EFX MotoMTC 30" Kit (Qty 4)		X	X		

## WHEEL ASSEMBLIES

VDF-SPARE-00-01	FUEL™ ANZA D557 Non-Beadlock/MotoClaw 30" Assembly (Qty 1)		X	X		
VDF-SPARE-00-02	FUEL™ ANZA D557 Non-Beadlock/MotoHammer 30" Assembly (Qty 1)		X	X		
VDF-SPARE-00-03	FUEL™ ANZA D557 Non-Beadlock/MotoMTC 30" Assembly (Qty 1)		X	X		
VDF-SPARE-00-04	FUEL™ ANZA D917 Beadlock/MotoClaw 30" Assembly (Qty 1)		X	X		
VDF-SPARE-00-05	FUEL™ ANZA D917 Beadlock/MotoHammer 30" Assembly (Qty 1)		X	X		
VDF-SPARE-00-06	FUEL™ ANZA D917 Beadlock/MotoMTC 30" Assembly (Qty 1)		X	X		

## SPARES

VDF-SPARE-FL-20	FUEL™ ANZA D557 (Wheel Only)		X	X		
VDF-SPARE-FL-25	FUEL™ ANZA D917 (Wheel Only)		X	X		
VDF-SPARE-EF-50	EFX® MotoMTC 30/10-14 Spare Tire		X	X		
VDF-SPARE-EF-09	EFX® MotoClaw 30/10-14 Spare Tire		X	X		
VDF-SPARE-EF-40	EFX® MotoHammer 30/10-14 Spare Tire		X	X		
VDF-SPARE-MS-01	MSA Wheels® M25 BLK (Wheel Only)					
VDF-SPARE-MS-02	MSA Wheels® M25 MCH (Wheel Only)					
VDF-SPARE-MS-03	MSA Wheels® M37 Beadlock (Wheel Only)					
VDF-SPARE-EF-05	EFX® MotoMTC 27/10-14 Spare Tire					







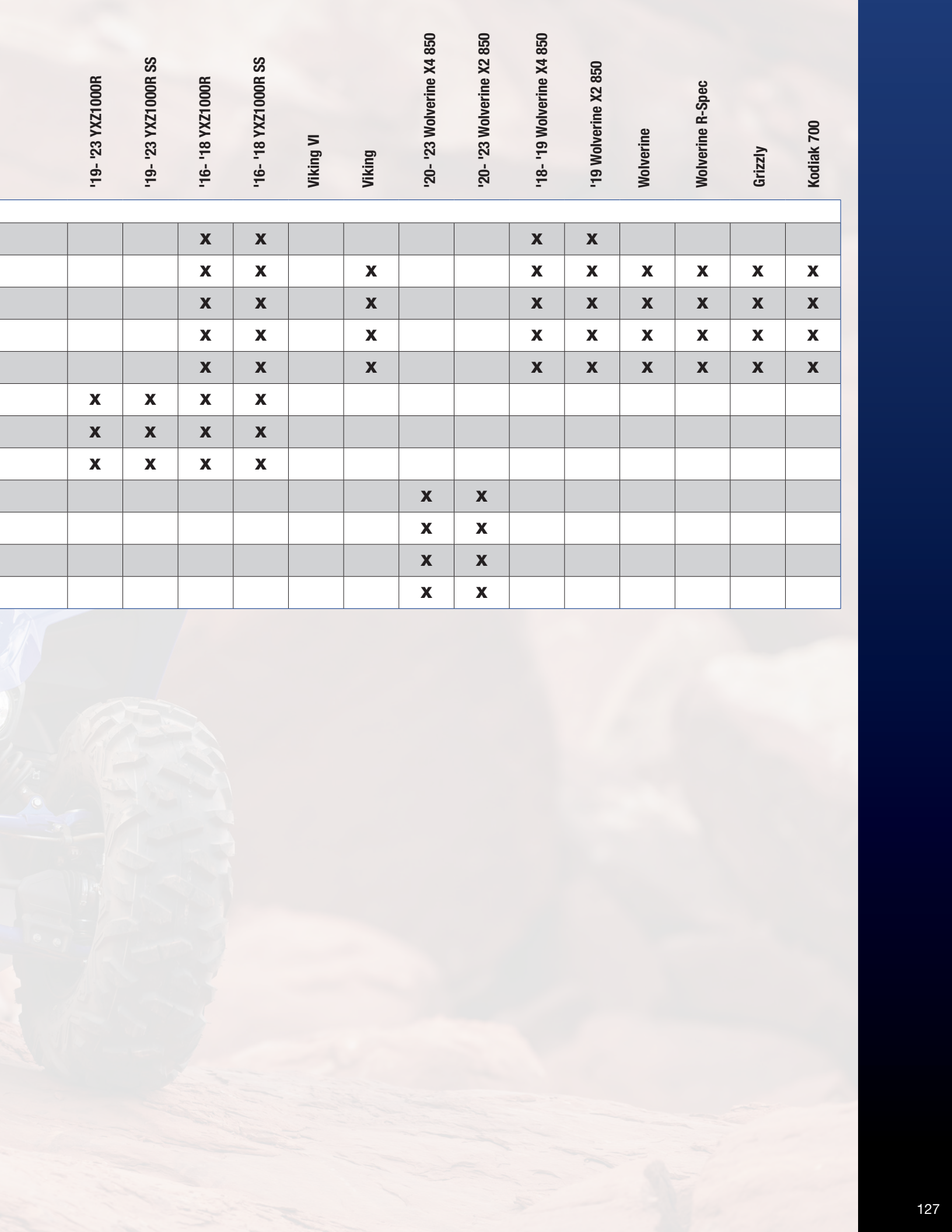
# WHEELS & TIRES

## REFERENCE GUIDE

PART NUMBER      ACCESSORY

SPARES		
VDF-SPARE-EF-07	EFX® MotoClaw 27/10-14 Spare Tire	
VDF-SPARE-EF-10	EFX® MotoHammer 27/9-14 Spare Tire	
VDF-SPARE-EF-11	EFX® MotoHammer 27/11-14 Spare Tire	
VDF-SPARE-EF-20	EFX® MotoMax 27/10-14 Spare Tire	
VDF-SPARE-EF-21	EFX® MotoMax 27/12-14 Spare Tire	
VDF-SPARE-EF-09	EFX® MotoClaw 30/10-14 Spare Tire	
VDF-SPARE-EF-30	EFX® MotoVator 30/9.5-14 Spare Tire	
VDF-SPARE-EF-40	EFX® MotoHammer 30/10-14 Spare Tire	
VDF-SPARE-EF-80	EFX® MotoMTC 28/10-14 Spare Tire	
VDF-SPARE-EF-81	EFX® MotoClaw 28/10-14 Spare Tire	
VDF-SPARE-EF-82	EFX® MotoHammer 28/10-14 Spare Tire	
VDF-SPARE-EF-83	EFX® MotoBoss 28/10-14 Spare Tire	





'19- '23 YXZ1000R	'19- '23 YXZ1000R SS	'16- '18 YXZ1000R	'16- '18 YXZ1000R SS	Viking VI	Viking	'20- '23 Wolverine X4 850	'20- '23 Wolverine X2 850	'18- '19 Wolverine X4 850	'19 Wolverine X2 850	Wolverine	Wolverine R-Spec	Grizzly	Kodiak 700
		X	X					X	X				
		X	X		X			X	X	X	X	X	X
		X	X		X			X	X	X	X	X	X
		X	X		X			X	X	X	X	X	X
	X	X	X	X									
	X	X	X	X									
	X	X	X	X									
						X	X						
						X	X						
						X	X						
						X	X						





FEATURES	B4J-H21J0-V0-00				
	'21-'23 RMAX2 1000	'21-'23 RMAX4 1000	'19-'23 Wolverine X2 850	'19-'23 Wolverine X4 850	
7" Color LCD Transmissive Display	X	X	X	X	
Water and Dust Proof	X	X	X	X	
Android® Operating System	X	X	X	X	
Preloaded Maps w/ Yamaha dealer locations	X	X	X	X	
Facebook®, Instagram®, Twitter® Integration	X	X	X	X	
Vehicle Speed (GPS)	X	X	X	X	
Bluetooth® and Wifi Enabled	X	X	X	X	
16GB Internal / Expandable Memory	X	X	X	X	
One Touch Backtrack Feature	X	X	X	X	
Front and Rear Facing Cameras	X	X	X	X	
Turn-by-Turn Trail (and Street*) Navigation	X	X	X	X	
No Data Connection Required for Navigation	X	X	X	X	
Share Tracks and Courses with Other Adventure Pro Users	X	X	X	X	
Yamaha Exclusive Timing Mode	X	X	X	X	
Companion iOS and Android® TRX APP	X	X	X	X	
<b>VEHICLE INFORMATION DISPLAY</b>					
Drive Mode (Trail, Sport, Crawl)	X	X			
Suspension Setting	LE Models	LE Models			
Gear Position	X	X	X	X	
Engine RPM	X	X	X	X	
4WD Mode (2WD, 4WD, Diff. Lock)	X	X	X	X	
Coolant Temp	X	X	X	X	
Battery Voltage	X	X	X	X	
Intake Temp	X	X	X	X	
MPG	X	X	X	X	
Vehicle Warnings	X	X	X	X	
Wire Harness included w/Kit			X	X	
Requires Alternate Wire Harness (B8K-H8107-V0-00)					



\*Street maps intended for use only with street-legal vehicles.



B8K-H21G0-V1-00									
	'18 Wolverine X4 850	'16-'18 Wolverine	'19-'23 YXZ1000R	'16-'18 YXZ1000R	'19-'23 YXZ1000R SS	'17-'18 YXZ1000R SS	All Viking Models	All Viking VI Models	'19-'23 Grizzly
	X	X	X	X	X	X	X	X	X
	X	X	X	X	X	X	X	X	X
	X	X	X	X	X	X	X	X	X
	X	X	X	X	X	X	X	X	X
	X	X	X	X	X	X	X	X	X
	X	X	X	X	X	X	X	X	X
	X	X	X	X	X	X	X	X	X
	X	X	X	X	X	X	X	X	X
	X	X	X	X	X	X	X	X	X
	X	X	X	X	X	X	X	X	X
	X	X	X	X	X	X	X	X	X
	X	X	X	X	X	X	X	X	X
	X	X	X	X	X	X	X	X	X
	X	X	X	X	X	X	X	X	X
	X	X	X	X	X	X	X	X	X
	X	X	X	X	X	X	X	X	X
	X		X	X	X	X			X
	X		X	X	X	X			X
	X		X	X	X	X			X
	X		X	X	X	X			X
	X								X
			X		X				X
			X		X				X
			X		X				X
			X		X				X
	X	X		X		X	X	X	



*The Yamaha Adventure Pro is an off-highway recreational vehicle navigation aid for ATV and Side-by-Side vehicles designed to assist you in driving on your off-road route and arriving at your selected destinations. Read owner's manuals for each vehicle that you will use it with. Enter data or program the Yamaha Adventure Pro receiver only when the vehicle is stopped.*









# UNIVERSAL ACCESSORIES



AUDIO

ELECTRICAL

STRAPS  
& TIE DOWNS

MISC.

A. STEALTH 6 ULTRA HD SOUND BAR KIT  
BY WET SOUNDS™

The Stealth Sound Bar Series by Wet Sounds™ represents the world's first universal supercharged, plug-and-play sound system for your Yamaha Side-by-Side. Packed with a variety of features, this all-new sound bar is the perfect speaker for your high-performance audio system, whether you're blasting through a mudhole or cruising the dirt trails. Powered by a 6-speaker, 180 W unit with four 3" full-range speakers, and a pair of 1" titanium tweeters, this speaker system pumps out plenty of rich, dynamic sound, while a built-in Class D amplifier pumps out up to 200 watts. And if you like bass, the built-in DSP amplifier with D-Bass Tech gives the Stealth 6 Ultra HD the outstanding low-end response you demand from any system.

- The patented design is built with a full extruded aluminum housing
- IP67 rated — protection from total dust ingress and water immersion between 15cm-1m depth for 30 minutes
- Powder-coated finish for additional durability and resistance from the elements
- Built-in Bluetooth® connectivity with source control to stream your favorite music— you can control your sound while you drive with a wireless remote that mounts on your vehicle's steering wheel
- Includes universal wiring, mounts, and 1.5" clamps needed for installation
- Not designed to integrate with Yamaha's Factory Audio systems

*Fits all Side-by-Side models*  
**ABA-STLTH-BA-06**

B. STEALTH 10 ULTRA HD SOUND BAR KIT  
BY WET SOUNDS™

The Stealth Sound Bar Series by Wet Sounds™ represents the world's first universal supercharged, plug-and-play sound system for your Yamaha Side-by-Side. Packed with a variety of features, this all-new sound bar is the perfect speaker for your high-performance audio system, whether you're blasting through a mudhole or cruising the dirt trails. Powered by a 10-speaker, 300 W unit with eight 3" full-range speakers, and a pair of 1" titanium tweeters, this marine-rated speaker system pumps out plenty of rich, dynamic sound, while a built-in Class D amplifier pumps out up to 300 watts. And if you like bass, the built-in DSP amplifier with D-Bass Tech gives the Stealth 10 Ultra HD the outstanding low-end response you demand from any system.

- The patented design is built with a full extruded aluminum housing
- IP67 rated — protection from total dust ingress and water immersion between 15cm-1m depth for 30 minutes
- Powder-coated finish for additional durability and resistance from the elements
- Built-in Bluetooth® connectivity with source control to stream your favorite music— you can control your sound while you drive with a wireless remote that mounts on your vehicle's steering wheel
- Includes waterproof connector, universal L-mount brackets for end cap mounting or sliding top mount channel system, auto turn-off feature to save battery life, backlit LED illuminated control panel, a fully integrated wiring harness, and 1.5" clamps needed for installation
- Not designed to integrate with Yamaha's Factory Audio systems

*Fits all Side-by-Side models*  
**ABA-STLTH-BA-10**







A



B



C



D

### A. YAMAHA DELUXE HOUR METER

The Yamaha Engine Meter helps you keep track of your engine's operating hours. Also includes pre-programmed service intervals at 10 hours (initial) and every 50 hours thereafter. A flash alert displays for a 2-hour period upon reaching the specified interval. Works with all Yamaha 2-stroke and 4-stroke models, including Yamaha gasoline generators and pumps.

ENG-METER-2C-01

### B. YAMAHA DELUXE HOUR METER & TACHOMETER

The Yamaha Engine Meter helps you keep track of your engine's operating hours. Also includes pre-programmed service intervals at 10 hours (initial) and every 50 hours thereafter. A flash alert displays for a 2-hour period upon reaching the specified interval. Works with all Yamaha 2-stroke and 4-stroke models, including Yamaha gasoline generators and pumps. Combined hour meter and tachometer option available for 4-stroke models only.

ENG-METER-4C-01

### C. STANDARD HOUR METER

This Standard Hour Meter is a must-have for logging time on your Yamaha engine. Hour meter function only (no service alerting function). Installs in minutes. Fits all Yamaha two-stroke and four-stroke gas models.

ENG-HOURS-00-00

### D. ATZ7-8 BATTERY BY ANTIGRAVITY BATTERIES®

Increasing performance for competition usually means improving the motorcycle or ATV's power-to-weight ratio by either adding more power or taking away weight. However, this can be expensive. One of the easiest and least expensive ways to eliminate pounds of weight is often overlooked – the battery. Now there is a much lighter alternative, the lithium-iron-phosphate (LiFePO<sub>4</sub>) batteries from Antigravity Batteries®. While a traditional YTZ®10 lead/acid battery for a YZF-R1 or YZF-R6 weighs about 8 lb, Antigravity's™ equivalent lithium-iron battery weighs about 2 lb, about 75% lighter and an easy savings of nearly 6 lb!

#### Additional Features:

- Size: Direct replacements for the OE battery with the same case dimensions and connectors, providing a perfect fit and 70-80% weight savings
- Better Starting: Larger ignition spark and higher voltage on the starting pulse than a lead/acid battery
- No Maintenance: No liquids to spill and no trickle charging necessary to keep the battery charged
- Durable: Will not be damaged by vibration or heat like a lead-acid battery while also being completely waterproof
- Non-Toxic: Chemical make-up does not contain highly toxic materials such as acid or lead
- Manufacturer's 3-year limited warranty to the original purchaser

DBY-ACC51-70-13

AUDIO

ELECTRICAL

STRAPS  
& TIE DOWNS

MISC.



### A. MICRO-START™ XP-1 BY ANTIGRAVITY BATTERIES®

The Micro-Start™ XP-1 PPS (Personal Power Supply) is the world's smallest jump starter and personal power supply. So small it fits in your pocket, yet so powerful it can jump start cars, trucks, motorcycles, ATVs, Side-by-Sides, snowmobiles, boats, and personal watercraft. It also charges and powers most electronic devices such as laptops, cell phones, iPad® mobile digital devices and other tablets, digital readers, Bluetooth® devices, GPS devices, MP3 players, cameras, and more. So whether you're working, riding, driving, camping, or boating ... you've got peace of mind with the Micro-Start™ XP-1 right there in your pocket!

#### Features include:

- Small and lightweight — 6" long x 2-7/8" wide x 1" tall and weighs just 14 oz.
- 3 on-board power ports: 19 V for laptops\*, 12 V standard output for all 12 V accessories, and USB 5 V output
- Lighted battery capacity indicator
- Built-in over-charge and over-discharge protection for long battery life
- Automatic power-off feature when not in use
- Built-in high-power LED flashlight with two pre-programmed flash patterns, including an S.O.S. pattern
- 200 A/ 400 A Peak
- 12,000 mAh

#### Kit includes:

- Micro-Start™ XP-1 unit
- Slim leather carrying case
- Detachable mini jumper clamps
- Black universal cable with 8 different detachable tips to fit different brands of laptop charging ports
- Black universal cable for all 12 V accessories
- White universal USB cable with 8 different detachable tips to fit most 5 V USB-chargeable electronics
- Home charger
- Mobile charger (for charging via the cigarette lighter socket in your vehicle)

DBY-ACC56-24-57

### B. MICRO-START™ SPORT BY ANTIGRAVITY BATTERIES®

The Micro-Start™ SPORT is one of the smallest lithium-ion Jump Starter/Personal Power Supply (PPS) units available. It's also the most compact Micro-Start™ Kit offered. The SPORT is small enough to fit in your pocket yet so powerful it easily starts cars, trucks, motorcycles, ATVs, UTVs, snowmobiles, watercraft, and more.

#### Features include:

- Extremely lightweight and compact: only 5" x 2.8" x 0.875" inches and weighs just 9.75 oz.
- Can power and charge all 5V USB devices: cell phones, cameras, tablets and much more
- The SPORT is set apart from other Micro-Start™ models by its ability to recharge from any available USB outlet, such as on your computer, in your vehicle, or even your existing phone charger
- High-power 70-Lumen LED flashlight (with 3 built-in beam modes — steady, strobe, and SOS beacon)
- Lighted battery capacity indicator (press button to see level of battery capacity remaining)
- Automatic power-off feature when not in use
- Built-in over-charge and over-discharge protection
- 150 Amp starting current — 300 A Peak
- 7,500 mAh capacity

#### Kit includes:

- Nylon Carry Case (7" x 4" x 2.5") that holds all parts neatly organized
- Micro-Start™ SPORT PPS Unit
- Set of SMART Mini Jumper Clamps with multiple safety protections built-in (prevents reverse polarity connection, over-charge, over-discharge, short-circuit, back-charge)
- Universal 4-into-1 USB Cable (white) with four of the most common tips to fit 5 V USB-chargeable electronics: Mini USB, Micro USB, Apple Lightning® (8-pin type), and 30-pin connectors
- Instruction Manual

DBY-ACC56-25-17



A



B



**A. MICRO-START™ XP-10****BY ANTIGRAVITY BATTERIES®**

The Micro-Start™ XP-10 PPS (Personal Power Supply) and Jump Starter features up to 600 peak amps of jump-start/booster power and has 18,000 milliamps of capacity. It offers 19 V, 12 V, and 5 V USB ports to charge most devices and has a high-power LED flashlight with S.O.S. flash patterns. This high-power lithium-ion booster pack is small enough to fit in your pocket yet so powerful it can jump start all motorcycles, ATVs, UTVs, snowmobiles, watercraft, boats, V 8 trucks, and even diesel motors up to 8 liters. It also powers and charges laptops (not 16 V Apple® laptops), cell phones, iPhone® mobile digital devices, tablets, Bluetooth® devices, cameras, PDAs, GPS devices, MP3 players, digital readers, gaming systems, and more. The pocket-sized Micro-Start™ weighs just over a pound (only 18 oz.) and has a nice ergonomic design. Just charge it and easily take back-up power with you wherever you go.

**Features include:**

- Small and lightweight: 9" long x 3.2" wide x 1.2" tall and weighs just 18 oz.
- 19 V output port for laptops
- 12 V standard output port
- 5 V USB port
- High-power LED Flashlight (with 2 flash patterns)
- Lighted battery indicator
- Built-in over-charge and over-discharge, reverse polarity, short circuit protections
- Automatic power-off feature when not in use

**Kit includes:**

- Slim Leather Carry Case
- Micro-Start™ XP-10 Unit
- Detachable SMART Mini Jumper Clamps
- Universal Cable (black) with 8 different detachable tips to fit laptop-charging ports for various brands (Acer®, Dell™, HP®, Asus®, and more)
- Universal cable (black) for all 12 V Accessories (e.g. mobile DVD players)
- Universal USB cable (white) with 8 different detachable tips to fit all 5 V USB-chargeable electronics
- Home charger for wall charging that is compatible with 110 V and 220 V outlets
- Mobile charger for plugging into cigarette lighter socket

DBY-ACC56-25-02

**B. OPTIMATE® 4 BATTERY CHARGER**

A truly diagnostic 0.8 amp battery optimizer for 12 V lead-acid batteries (sealed maintenance-free, gel, or filler caps). The microprocessor-controlled OptiMate® 4 is designed to save neglected batteries and features:

- Dual-stage "Recovery" and "Turbo Recovery" desulfating action
- Sealed waterproof enclosure is ideal for snowmobiles, watercraft, and golf cars
- Special cables and bushings for ultra-cold temperatures down to -40° F
- Includes wall mounts, and now shows current display, hourly testing with easy to identify results, plus 24/7 maintenance
- Recommended for all 12 V lead-acid batteries up to 75 Ah

DBY-ACC51-70-15



A



B



## AUDIO

## ELECTRICAL

STRAPS  
& TIE DOWNS

## MISC.

**A. RAM® LED SPOTLIGHT**

The RAM Mounts® LED Spotlight yields a brighter and more efficient light that enables you to add safety and lower power draw to your side-by-side. The weather-resistant body shields the 30-degree spot light LED bulb, which yields a wider and brighter range of light, from the elements. The long cord with standard 12 V plug-in means you can mount the light from nearly any location. Consists of a u-bolt base that makes attaching to handlebars, tubing, or railing a breeze. Simple to install and easy to use, the possibilities become endless. Included in this package is hardware for tubing that is 0.50" to 1.25" in diameter.

- 12 Volts DC
- 9 Watts
- 1900 Lumens
- Sealed Beam
- 30-Degree Spot Light
- Frosted Lens
- 4500K Color Temp

**ABA-2HR35-10-00**

**B. OPTIMATE® BATTERY CHARGER CONNECTOR LEAD**

Premium quick connect permanent battery lead for power sport batteries, with weather-protected connection system and cable.

**DBY-ACC56-23-81**

**C. OPTIMATE® 18" FUSED Y-SPLITTER**

Plug into a standard SAE-71 connector on your battery and operate two 12 V accessories at the same time.

- Fused on both sides of the splitter
- Heavy-duty, weatherproof
- Fully sealed rubber connections

Do not use for a long time with engine off to avoid draining vehicle battery.

**DBY-ACC51-70-05**

**D. OPTIMATE® CHARGE NOW! WARNING FLASHER**

This device will flash continuously if the battery voltage has fallen below the test level and has approximately 50% remaining.

- Great for long term storage if you don't have a charger connected to keep the battery charged
- Heavy-duty, weatherproof, fully sealed rubber connections

**DBY-ACC51-70-08** (For Sealed Battery) (Shown)

**DBY-ACC51-70-09** (For Std. Wet Battery)

**E. OPTIMATE® 40" LED FLASHLIGHT WITH BATTERY STATUS**

Always have an emergency light while out for a ride! This powerful six-LED flashlight also checks battery status to determine if the vehicle's charging system is working properly.

- Great in the workshop to light up those hard-to-see places on your bike or vehicle
- Heavy-duty, weatherproof
- Fully sealed rubber connections

**DBY-ACC51-70-06**

A



B



C



D



E







A

**A. YAMAHA RATCHETING TIE DOWNS**

The Yamaha Ratcheting Tie Downs are 1" x 10' with 1" rubber handle ratchet. Straps are rated for 400 lb, working and 1200 lb break strength. (Sold in pairs.)

**ACC-OSS58-40-29** (Black) (Shown)

**ACC-OSS58-40-30** (Blue)

**B. YAMAHA CAM BUCKLE TIE DOWNS**

The Yamaha Cam Buckle Tie Downs are 1" x 6' with 1" cam lock buckle. Straps are rated for 400 lb working and 1200 lb break strength. (Sold in pairs.)

**ACC-OSS58-40-27** (Black) (Shown)

**ACC-OSS58-40-28** (Blue)

**C. SOFT SIDE COOLER**

This cooler is ideal for keeping your beverages and snacks cool while out on the trail, on the water, or for any other outdoor activity. Zippered storage compartment easily holds 24 cans plus ice. Waterproof liner and high-density insulation keeps ice longer and contents cooler — pushing cooling to the max. Unique adjustable securing panel helps hold contents in place while in motion. Four-point, quick-release tie-down system holds cooler in place over the roughest terrain. Includes a shoulder strap and a Yamaha logo bottle opener. Approximate dimensions: 18" L x 7" W x 12" D

**DBY-ACC51-70-05**



B



C

AUDIO

ELECTRICAL

STRAPS  
& TIE DOWNS

MISC.









# LAST CHANCE ACCESSORIES



AUDIO

COLD WEATHER

LIGHTING & ELECTRICAL

MIRRORS

PERFORMANCE

PROTECTION

SPROCKETS

STORAGE

TOPS

TRIM & ACENTS

WINDSHIELDS & ENCLOSURES

A. AUDIO POD STARTER SYSTEM  
BY SSV WORKS®

Yamaha and SSV Works® have been creating cutting edge, clean, integrated audio systems for several years. The culmination of that experience has led to the design of the highest performing audio pod system to date. Newly designed, acoustically-tuned, fiberglass speaker pod enclosures adjusted for volume and mid-bass. A perfect fit under our accessory Hard Sun Top Kit (sold separately) for a simple and integrated installation.

System includes:

- Two SSV Works® A6 Powersports 6.5" marine-grade speakers provide an amazing combination of clarity and volume along with the durability you expect
- MRB3 controller installed with the integrated mounting kit gives you a user-friendly, unobtrusive design
- Plug-and-play harnessing and 200 W amplifier included
- Upgradeable to include an additional two pod speakers (sold separately)
- Not compatible with the Premium Headliner (BG4-K84B0-V0-00)

Fits '18-'20 Wolverine X4; '19-'20 Wolverine X2 850  
BG4-H81C0-V0-00

B. OVERHEAD AUDIO SYSTEM

Yamaha and SSV Works® collaborated on the design for this Overhead Audio System for the YXZ1000R/SS. Designed to withstand harsh conditions, the system preserves valuable cargo space by mounting two speakers overhead and utilizes the dash area for the audio controls.

Other features include:

- Waterproof, marine-grade, two-way, 6.5" speakers
- Audio control on the dash (volume, track, forward/back, play/pause) and 3.5mm AUX input for MP3 or SiriusXM® Radio, and a 12 V DC charge port
- Bluetooth® connectivity
- SSV Works® output connector for system expansion
- Includes accessory Gauge Pod (B5H-U35B0-V0-00), sold separately for mounting the Overhead Audio System
- To further enhance this system, add on the accessory Rear Speaker Pods and Powered Subwoofer (sold separately)
- Because Yamaha has the highest standard for our customers, we "highly recommend" using the 2<sup>nd</sup> Battery Kit or Alternator Kit (both sold separately) when installing multiple electronics on the YXZ1000R or YXZ1000R SS

Fits all '16-'18 YXZ1000R/ SS models  
2HC-H81C0-V0-00

C. SYNTHETIC 8' PLOW LIFT ROPE

This 8' section of durable synthetic rope can temporarily replace your wire winch rope for the plow season; saving wear and tear on the wire winch rope. It stands up to repeated sharp angle pulls used to lift heavy plows and works on all WARN® winches with aluminum drums.

Fits all Viking/ Viking VI models  
GYT-OSS56-00-02



A



B



C






A



B



C



D

**A. HEATED SEAT COVER**

This heated seat cover is the epitome of rider comfort for cold weather conditions.

- Simple plug-and-play design — no cutting, splicing, or crimping of wires
- Four temperature settings: Off, Low, Medium, and High
- Can be used in conjunction with accessory ATV Heated Grips (sold separately)

*Fits '16-'23 Grizzly models; '16-'23 Kodiak 700*  
**B16-F47B0-T0-00**

**B. ACCESSORY MOUNT CLAMPS**

These 1.5" clamps allow you to rigidly mount additional accessories (that use 6mm bolts) to the overhead frame tubes (directly beneath top).

- Perfect for the Accessory Light Kits (2HC-H4104-V0-00 and 2HC-H4104-L0-00)
- Black anodized aluminum material for long-lasting durability

*Fits '16-'23 YXZ1000R/ SS models*  
**2HC-F34A0-V0-00**

**C. SWITCH PANEL KIT**

This switch panel allows you to install Carling®-style rocker switches. Recommended for use with the Yamaha accessory light bars and/or lights and works with other electrical accessory add-ons as well.

- Kit includes a 12 V DC outlet and removable covers for any unused ports
- Constructed of lightweight, shatterproof polycarbonate
- Graphic design complements the YXZ1000R styling
- Same kit that comes standard with Yamaha's accessory Overhead Audio System (2HC-H81C0-V0-00), sold separately

*Fits all '16-'23 YXZ1000R/ SS models*  
**2HC-H2570-V0-00**

**D. AVIATOR MIRROR BY ASSAULT INDUSTRIES®**

Assault Industries® Aviator series side mirrors feature sleek, aggressive styling perfectly matched for your Yamaha SxS. For installation, simply choose the correct clamps (sold individually or as a pair) needed.

- Breakaway feature
- Sold in sets of 2
- Wide range of adjustability
- Polymer construction with brushed aluminum bezel

*Fits all SxS models*  
**ACC-MIRAV-00-BK**

AUDIO

COLD  
WEATHER

LIGHTING &  
ELECTRICAL

MIRRORS

PERFORMANCE

PROTECTION

SPROCKETS

STORAGE

TOPS

TRIM &  
ACENTS

WINDSHIELDS  
& ENCLOSURES



AUDIO

COLD  
WEATHER

LIGHTING &  
ELECTRICAL

MIRRORS

PERFORMANCE

PROTECTION

SPROCKETS

STORAGE

TOPS

TRIM &  
ACENTS

WINDSHIELDS  
& ENCLOSURES

A. CENTER MIRROR BY ASSAULT INDUSTRIES®

Part of Assault Industries® Stealth Mirror Collection, this rear view mirror is built for strength and durability.

- Housing is made of polymer for strength, durability and light weight
- Includes 1.5" bracket, CNC-machined from 6061 T6 aluminum

*Fits all SxS models*

**B85-F6206-V0-00**

B. YAMAHA SIDE MIRRORS

Our Side Mirrors feature a large (4.5" x 8") convex mirror and plastic injection-molded bracket and mirror housing with a ball-and-socket base for adjustability. They work with Yamaha Genuine windshields. Right and left side mirrors sold separately.

*Fits all Viking/ Viking VI models*

**1XD-F6204-V0-00 (Left)**

**1XD-F6205-V0-00 (Right)**

C. YAMAHA CENTER MOUNT MIRROR

Our Center Mount Mirror features a large 3.8" by 10" convex mirror and plastic injection-molded bracket and mirror housing. Fully adjustable. Works with Yamaha Genuine windshields and sun tops.

*Fits all Viking/ Viking VI models*

**1XD-F6206-V0-00**

D. YXZ1000R GYTR® TURBO KIT

This kit is designed for the "no limits" driver that wants to pull more power from their YXZ. Here's the full rundown on all the features and components of this monster kit:

- Up to a 60% increase in power overall
- A custom air box that fits in the same stock location provides clean air to the water-cooled, ball bearing, top-of-the-line Garrett® GT2860RS Turbo – which is perfectly matched to deliver smooth, predictable power without the inconsistent throttle response found in inferior systems
- The Yamaha ECU provides consistent throttle response with the reliability you've come to expect from GYTR
- The water-to-air intercooler cools all that new-found pressurized air – the absolute best option for your YXZ. It's located just above the engine, to reduce lag, with remote radiator in front where the air is cool to resist heat soak. An electric water pump circulates water in this system
- The exhaust header utilizes the stock muffler with catalyst and Forestry-approved spark arrestor—allowing for 50-state\* compliance
- Includes a high-quality Donaldson® air filter assembly that replaces the stock air box (replacement available and sold separately)
- Hand-welded, TIG-welded, equal length stainless steel tubular exhaust manifold for maximum performance and durability
- TIG-welded, aluminum air box with CNC-machined base and equal length runners to provide 6 psi of boost into the stock throttle bodies
- Braided, stainless steel hoses and AN fittings utilized for proven durability
- High-performance silicone hoses on all boost connections to prevent blow-offs
- NOT compatible with Powered Sub Woofer on both YXZ1000R and YXZ1000R SS
- Trail compliant (see fitment)
- Dealer installation recommended
- **Important: Requires the use of premium 91-octane gas**

*Fits '19 YXZ1000R SS*

**B5H-E46F0-V0-00**

*\*CARB Executive order #D-807U-1*

A



B




C



D








A




B



C



D



E



F

### A. GYTR® TORQUE ASSIST GEAR KIT

GYTR's Torque Assist Gear Kit helps your YXZ1000R get up, over, and through the rockiest terrain, tightest trails, and nastiest mud. This innovative system reduces overall gearing, providing enhanced torque control to the industry's only Pure Sport Side-by-Side.

- Kit comes with CNC-machined, OEM transmission case – no grinding, modification, or outside machining required!
- 30% reduction on original gearing for balanced close ratio performance
- 70% reduction to 1<sup>st</sup> gear from OEM for ultimate low speed crawling
- Adjustable speedometer calibrator provides the ability to adapt to various tire sizes for precise speedometer reading
- Perfectly matched to the tire kits available exclusively through Yamaha
- Includes all necessary Yamaha Genuine Parts and components for installation – bearings, precision cut gears, and gaskets included (Yamalube sold separately)

Fits '17-'18 YXZ1000R SS

**B57-E7530-V0-00**

### B. FRONT A-ARM GUARDS

These lightweight high-impact plastic (HWMPE) guards provide additional protection to the front A-arms, steering, and drive components.

- Ultra-thick and shatterproof to glide over obstacles
- Provides additional protection for CV boots
- Recessed stainless steel mounting hardware included
- No drilling required

Fits '16-'23 YXZ1000R/ SS models

**B57-F31A0-V0-00**

### C. REAR A-ARM GUARDS

Add an extra level of protection to your Wolverine X4 850 rear A-Arms and drive axle components with these Aluminum A-Arm guards that utilize factory installed mounting points for the simple installation to provide the fitment you expect from Yamaha Genuine Accessories.

- All aluminum construction
- A-arm guard shape and recessed mounting hardware helps when traversing trail obstacles like ruts, rocks, and roots
- Reduction in mud build up and ease of cleaning accomplished with strategically positioned clean out ports
- No loose spacers
- Quick installation using integrated mounting points on the A-Arms

Fits '18-'19 Wolverine X4 850; '19 Wolverine X2 850

**BG4-F21A0-V0-00**

### D. GYTR® NERF BARS

The GYTR® Nerf Bars have a rugged, yet lightweight aluminum frame for maximum support and feature the GYTR logo. They are available in natural aluminum or black finish.

- Meets all AMA® and ATVA® racing regulations.
- Requires webbing, sold separately.

For closed-course competition only.

Fits '09-'23 YFZ450R

**46D-F11E0-V0-00** (Silver)

**46D-F11E0-U0-00** (Black)(Shown)

### E. GYTR® NERF BAR WEBBING

This 1.5"-wide nylon webbing is required for use of the accessory GYTR Nerf Bars.

Fits '09-'23 YFZ450R

**18P-F11E4-U0-00** (Blue) (Shown)

**18P-F11E4-V0-00** (Black)

### F. YAMAHA SHOCK COVERS

These Yamaha Shock Covers help protect against rocks and debris. Heat-venting holes included for maximum performance. Easy to install and remove.

Fits '09-'23 YFZ450R

**18P-F22A0-T0-00** (Rear, Black) (Shown)

**18P-F33A0-T0-00** (Front, Black)

**18P-F33A0-V0-00** (Front, Blue)

AUDIO

COLD  
WEATHER

LIGHTING &  
ELECTRICAL

MIRRORS

PERFORMANCE

PROTECTION

SPROCKETS

STORAGE

TOPS

TRIM &  
ACCENTS

WINDSHIELDS  
& ENCLOSURES



AUDIO

COLD  
WEATHER

LIGHTING &  
ELECTRICAL

MIRRORS

PERFORMANCE

PROTECTION

SPROCKETS

STORAGE

TOPS

TRIM &  
ACENTS

WINDSHIELDS  
& ENCLOSURES

A. GYTR® FRONT SPROCKETS BY TALON

GYTR Front Sprockets by Talon are made from heat-treated chromoly steel and CNC-machined to extremely high tolerances. Zinc finish to help combat corrosion. Sprockets feature self-cleaning grooves to shed mud and grit, as well as reduce weight while maintaining strength.

*Sprocket sizes that increase the final drive ratio over stock are for closed-course competition only because regulated exhaust emissions are affected.*

*Fits '09-'22 YFZ450R/450; all Raptor 700R/700 models*

**GYT-OSS58-60-13** (13T, Shown)

**GYT-OSS58-60-14** (14T)

**GYT-OSS55-90-18** (15T)

B. REAR CARGO BOX

This Rear Cargo Box lets you secure your essentials when venturing out in your YXZ.

- Capacity: approximately 4.5 cubic feet
- Constructed of tough, linear, low-density polyethylene
- Water and dust-resistant
- Lockable lid (includes space for an optional padlock)
- Battery Tray inside for optional accessory 2<sup>nd</sup> Battery Kit (sold separately)
- Non-reflective surfaces
- Helps prevent cargo contamination
- Lid stays open past 90° angle position for easy access to cargo
- Can function as a cooler (if 2<sup>nd</sup> Battery Kit is not mounted inside)
- Uses OEM hardware

*Fits '16-'18 YXZ1000R/ SS models*

**2HC-F83PO-V0-00** (Black)

C. BOW CASE MOUNT

This convenient mount gives hunters a secure location to mount up to two full size bow cases in the cargo bed.

- Steel construction with a powder-coated, no rust finish
- Mounts to the Bed Rail Accessory Mounts (sold separately) using toolless, quick-connect adjustable levers
- Heavy-duty nylon straps secure bow cases to the mount
- Rubber mats at the base of the mount provide a secure foundation for the bow cases once strapped down
- Mount can be used to secure a variety of other items

*Fits all Viking/ Viking VI models*

**2PG-K75A0-V0-00**

D. ATV TEK® V-GRIP™ HANDLEBAR MOUNT

Get the only mount that fits perfectly with handlebars, and all round tube racks, up to 1" in diameter.

- Includes forks (2), mounting bases (2), rubber snubbers (2), and all necessary hardware for easy installation

*Fits all Utility ATV Racks*

**ABA-VFGH0-00-00**



A



B



C



D





A

**A. HARD SUN TOP KIT**

This full-length, one-piece, polyethylene Hard Sun Top Kit provides optimal shade while also adding protection from low hanging trees and brush along the trails. Designed to work perfectly with Yamaha's accessory Hard Cab Enclosure System (B8K-K81C0-T0-00) or Soft Cab Enclosure System (B8K-K81C0-V0-00), both sold separately.

- A true one part system for simple installation—no leaky seams
- Integrated wiring paths
- Includes all necessary hardware

*Fits '19-'20 Wolverine X2 850*

**B8K-K84A0-V0-00**

**B. HARD SUN TOP KIT**

This full-length, one-piece, twin sheet polyethylene Hard Sun Top Kit provides optimal shade while also adding protection from low hanging trees and brush along the trails. Designed to work perfectly with Yamaha's accessory Hard Cab Enclosure System (BG4-K81C0-T0-00) and Soft Cab Enclosure System (BG4-K81C0-V0-00), both sold separately.

- A true one part system for simple installation—no leaky seams
- Integrated wiring paths
- Includes all necessary hardware

*Fits '18-'20 Wolverine X4 850*

**BG4-K84A0-V0-00**

**C. VIKING SOFT SUN TOP**

Our 3-Seater Soft Sun Top is made of Sur Last® 70 all-weather, mildew and fade-resistant fabric to help ensure long life and no-hassle protection from the elements. The included fiberglass support bars prevent water from pooling and also help minimize billowing and rattles. Weather-resistant straps allow you to install simply and quickly without tools.

*Fits all Viking models*

**1XD-K830V-V0-00**

**D. PREMIUM HEADLINER**

Why sacrifice luxury just because you're off-roading? The Premium Headliner is the perfect finishing piece to the underside of the Yamaha accessory Hard Cab Enclosure System and Hard Sun Top Kit, both sold separately. Six integrated LED lights provide ample light over the full interior and cargo area of the Wolverine X4 850. Includes integrated mounting locations for six speakers that work perfectly with our Yamaha/SSV Works® Audio Systems. The stylish designs of these systems look great with or without speakers installed, allowing you to choose the system best suited for your needs without sacrificing style.

- Six LED 3W integrated overhead lights with marine-grade switch
- Fully encases Rollover Protection Structure (ROPS) for a finished automotive style, look, and feel
- Compatible with Yamaha's accessory Hard Cab Enclosure System (BG4-K81C0-T0-00) and Soft Cab Enclosure System (BG4-K81C0-V0-00), both sold separately
- Compatible with Yamaha Center Mount Mirror (1XD-F6206-V0-00) or Assault Industries™ Center Mount Mirror (B85-F6206-V0-00), either sold separately
- Requires Hard Sun Top Kit (BG4-K84A0-V0-00), sold separately
- No drilling required

*Fits '18-'20 Wolverine X4 850*

**BG4-K84B0-V1-00**



B



C



D

AUDIO

COLD  
WEATHERLIGHTING &  
ELECTRICAL

MIRRORS

PERFORMANCE

PROTECTION

SPROCKETS

STORAGE

TOPS

TRIM &  
ACCENTSWINDSHIELDS  
& ENCLOSURES



AUDIO

COLD  
WEATHER

LIGHTING &  
ELECTRICAL

MIRRORS

PERFORMANCE

PROTECTION

SPROCKETS

STORAGE

TOPS

TRIM &  
ACCENTS

WINDSHIELDS  
& ENCLOSURES

A. YAMAHA FLOOR MAT

Made from Nyracord® rubber, our Floor Mats are intended for easy mud removal and comfort. They are designed to protect the floor and feature an aggressive lug, pattern, reusable push-in shank fasteners, drain holes for mud and water, and countoured bottom to fit perfectly in your Viking. Easy to remove and clean.

*Fits all Viking models*  
**1XD-F740B-V0-00**

B. POLYCARBONATE FRONT WINDSHIELD

This fixed, hard-coated Polycarbonate Front Windshield offers three key features—superior scratch resistance, competitive pricing, and simple installation/removal. It utilizes an improved version of the already proven clamp system. Designed to work perfectly with Yamaha's accessory Soft Enclosure Cab System, sold separately, to give you the ability to adjust the amount of weather protection needed.

- Provides protection from wind, rain, leaves, branches, brush, etc.
- Integrated design for perfect fit
- Simple clamping for tool-less installation and removal
- Not compatible with accessory Hard Cab Enclosure System Doors, sold separately
- Recommended to be used in conjunction with Hard Sun Top Kit, sold separately

*Fits '19-'20 Wolverine X2 850; '18-'20 Wolverine X4 850*  
**BG4-F83J0-V0-00**

C. FOLDING WINDSHIELD

The Folding Windshield provides protection and versatility when conditions change thanks to its handy folding design. Fold the hard-coated polycarbonate panels up or down to adjust for various climate conditions.

- Seamless integration with your Wolverine, utilizing the unit's windshield channel for outstanding sealing
- Hard-coated polycarbonate for superior scratch resistance
- Easy, tool-less removal for cleaning, maintenance, and versatility in different seasons and conditions
- Windshield is secured in the down position without the need to drill any holes in your body panels
- Injection-molded plastic tool-less clamps
- Works with Soft enclosure to create options as the days and conditions change.
- Includes one Rubber Pad and one Adhesive Pad.

*Fits '19-'20 Wolverine X2 850; 18-'20 Wolverine X4 850*  
**B8K-F83J0-V0-00**

D. FOLDING WINDSHIELD


The YXZ1000R Folding Windshield provides protection and versatility for changing weather conditions all thanks to its convenient folding design. Fold the hard-coated polycarbonate panels up, down, or simply tip-out for various climate conditions.

- Built-in kickstands for tip-out functionality open the bottom 2" for airflow
- Helps provide protection from wind, rain, leaves, branches, brush, and other trail debris
- Superior scratch resistance
- Will not shatter like acrylic windshields
- Highly recommended to be used with our accessory Soft Side Covers (B5H-F17B0-V0-00), sold separately
- Replacement Rubber Pad and Adhesive available separately (B5H-K7240-V0-00)
- Includes one Rubber Pad and one Adhesive Pad

(Requires OE sun top or Hard Sun Top Kit, [B5H-K84A0-V0-00], sold separately)

**NOTE:** *Drilling of Sun Top required for installation.*

*Fits all '16-'18 YXZ1000R/SS models*  
**2HC-F83J0-V0-00**







### A. SOFT REAR WINDOW

The Soft Rear Window (which is included in the Soft Cab Enclosure System) is now available to purchase separately. Perfect for Wolverine X2 850 owners wanting added protection from wind, rain, and debris.

- Quick snap-on/pull-off installation
- Windows can be rolled up and secured with straps when not needed and to access the rear cargo area
- Made of durable Sur Last® 300D and clear vinyl
- Attaches with hook-and-loop and permanent riveted snaps, no adhesive that gums up your panels/doors and wears out quickly
- Highly recommended to be used in conjunction with our accessory Polycarbonate Front Windshield (BG4-F83J0-V0-00), sold separately
- Requires Hard Sun Top Kit (B8K-K84A0-V0-00), sold separately
- All components are rust and UV-resistant
- Not compatible with accessory Hard Cab Enclosure System Doors (B8K-K85A0-V0-00), sold separately
- Dealer installation recommended (drilling and riveting required)

Fits '19-'20 Wolverine X2 850  
**B8K-K750A-T0-00**

### B. SOFT REAR WINDOW

The Soft Rear Window is perfect for Wolverine X4 850 owners wanting added protection from wind, rain, and debris.

- Quick snap-on/pull-off installation
- Window can be rolled up and secured with straps when not needed and to access the rear cargo area
- Made of durable Sur Last® 300D nylon and clear vinyl
- Attaches with hook-and-loop and permanent riveted snaps, no adhesive that gums up your panels/doors and wears out quickly
- Highly recommended to be used in conjunction with our accessory Polycarbonate Front Windshield (BG4-F83J0-V0-00) or Hard Cab Enclosure System Glass Front Windshield with Wiper (BG4-F83J0-T0-00), both sold separately
- Requires Hard Sun Top Kit (BG4-K84A0-V0-00), sold separately
- All components are rust and UV-resistant
- Not compatible with accessory Hard Cab Enclosure System Doors (BG4-K85A0-V0-00), sold separately
- Dealer installation recommended (drilling and riveting required)

Fits '18-'20 Wolverine X4 850  
**BG4-K750A-V0-00**

### C. SOFT REAR WINDOW

This Soft Rear Window is made of Sur Last® 600D all-weather, mildew, and fade-resistant fabric with a clear polished vinyl window that will not yellow over time. Our window will provide years of added protection from wind, rain, and debris.

Other features include:

- Zippered storage compartment between the seats
- Clear window can be rolled up for air movement in the cab
- Prevents "dust swirling" from the back of vehicle
- Solution dyed – this is the best method of dyeing; the dye solution is 100% through the thread, not just on the outside

(Requires OE sun top or Hard Sun Top Kit, [B5H-K84A0-V0-00], sold separately)

Fits '16-'18 YXZ1000R/ SS models  
**2HC-K750A-V0-00**



AUDIO

COLD  
WEATHERLIGHTING &  
ELECTRICAL

MIRRORS

PERFORMANCE

PROTECTION

SPROCKETS

STORAGE

TOPS

TRIM &  
ACCENTSWINDSHIELDS  
& ENCLOSURES



AUDIO

COLD  
WEATHER

LIGHTING &  
ELECTRICAL

MIRRORS

PERFORMANCE

PROTECTION

SPROCKETS

STORAGE

TOPS

TRIM &  
ACCENTS

WINDSHIELDS  
& ENCLOSURES

A. POLYCARBONATE REAR WINDOW

This hard polycarbonate rear window keeps the dust down and wind at bay inside the rider area. Simple mounting and market-leading features like rubber dampeners and polycarbonate materials provide excellent protection from the elements at an outstanding value. Highly recommended to be used in conjunction with accessory Folding Windshield and Soft Side Covers for maximum weather protection (both sold separately).

- Simple clamp mounting for easy install and trouble-free performance
- Rubber dampeners reduce noise
- Integrates with additional Yamaha Genuine Accessories
- Dealer installation recommended (trimming is required with use of the accessory Rear Speaker Pods)

(Requires OE sun top or Hard Sun Top Kit, [B5H-K84A0-V0-00], sold separately)

*Fits '16-'18 YXZ1000R/ SS models*  
**2HC-K750A-T0-00**

B. SOFT SIDE COVERS

These Soft Side Covers help protect occupants from rain, wind, mud, and light trail debris. When installed in conjunction with the accessory Folding Windshield (sold separately), it closes the gap and provides a good seal from cold and rain.

- Quick snap-on/pull-off installation
- Zippers operate in conjunction with doors for easy in/out access
- Windows can be rolled up and secured with straps when not needed
- Made of durable Sur Last® 300D and clear vinyl
- Attaches with hook-and-loop and permanent riveted snaps, no adhesive that gums up your panels/doors and wears out quickly
- Highly recommended to be used in conjunction with accessory Rear Window and Folding Windshield for maximum cab warmth and weather protection (all sold separately)
- All components are rust and UV-resistant
- Dealer installation recommended (drilling and riveting required)

*Fits '16-'18 YXZ1000R/ SS models*  
**B57-F17B0-V0-00** (Shown)

C. WIND DEFLECTOR

The YXZ1000R Wind Deflector is made from hard-coated polycarbonate that offers superior scratch resistance and will not shatter like acrylic windshields.

- Deflector helps divert wind
- Comes with injection-molded lower cowl

**NOTE:** Drilling of hood required for installation.


*Fits '16-'18 YXZ1000R/ SS models;*  
**2HC-F83M0-V0-00**

D. HARD CAB ENCLOSURE SYSTEM DOORS

Yamaha is offering all the components of the Hard Cab Enclosure System separately for added customer convenience. The doors feature full keyed locks, sliding windows with locks, and an open door feature allowing doors to self-close. These hybrid steel, composite, and glass doors provide the perfect balance of quality, features, and function.

- Included in the Hard Cab Enclosure System (B8K-K81C0-T0-00), sold separately

*Fits '19-'20 Wolverine X2 850*  
**B8K-K85A0-V0-00**







A



B

### A. HARD CAB ENCLOSURE SYSTEM GLASS REAR WINDOW

Yamaha is offering all the components of the Hard Cab Enclosure System separately for added customer convenience. Accessing the cargo area is one of the key factors in the fully functional Wolverine X4. This glass rear window opens utilizing familiar gas struts like those of a SUV to hold the glass up while the window is open (window must be closed while in drive). The fully lockable window keeps your items secure from unwanted company. When paired with the Rear Cargo Box to maximize rear cargo space, you have a truly versatile package ready to conquer the outdoors!

- This Rear Window is included in the Hard Cab Enclosure System (BG4-K81C0-T0-00), sold separately
- Tinted glass window with gas struts
- Works perfectly with the Rear Cargo Box (BG4-F83P0-V0-00), sold separately

*Fits '18-'20 Wolverine X4 850*

**BG4-K750A-T0-00**

### B. SOFT CAB ENCLOSURE SYSTEM

A perfect, versatile Soft Cab Enclosure System that complements the Wolverine X4 850. This system includes our accessory Soft Rear Window (BG4-K750A-V0-00) which is made from durable Sur Last® 300D nylon. Clear vinyl door windows give you the complete coverage needed to keep the elements out while keeping you on the trail longer. Since weather isn't always predictable our collapsible door windows provide the ability to adjust the system, allowing the rider to control the amount of coverage the day demands.

- Protects occupants from rain, wind, mud, and light trail debris
- Quick snap-on/pull-off installation
- Zippers operate in conjunction with doors for easy in/out access
- Windows can be rolled up and secured with straps when not needed
- Made of durable Sur Last® 300D nylon and clear vinyl
- Attaches with hook-and-loop and permanent riveted snaps, no adhesive that gums up your panels/doors and wears out quickly
- Highly recommended to be used in conjunction with our accessory Polycarbonate Front Windshield (BG4-F83J0-V0-00), sold separately
- Requires Hard Sun Top Kit (BG4-K84A0-V0-00), sold separately
- When installed in conjunction with our accessory Polycarbonate Front Windshield and Hard Sun Top Kit (both sold separately) it closes the gap and provides a good seal from cold and rain
- All components are rust and UV-resistant
- Dealer installation recommended (drilling and riveting required)

*Fits '18-'20 Wolverine X4 850*

**BG4-K81C0-V0-00**

AUDIO

COLD  
WEATHERLIGHTING &  
ELECTRICAL

MIRRORS

PERFORMANCE

PROTECTION

SPROCKETS

STORAGE

TOPS

TRIM &  
ACCENTSWINDSHIELDS  
& ENCLOSURES



# QUICK-REFERENCE GUIDE

FOR YAMALUBE / GENUINE YAMAHA PARTS



**YAMALUBE®**

 **YAMAHA**  
**GENUINE**  
Parts & Accessories



Model Year		Model	SIDE-BY-SIDE YAMAHA GENUINE OILS & FILTERS					
			Oil Capacity: Oil & Filter	Engine Oil Grade	Engine Oil Filter	Transmission Oil Capacity	Transmission Oil Grade	Transmission Oil
2004	2005	PRO HAULER 1000	0.95 US QT (0.9L)	A*	N/A	0.44 US QT (0.42L)	80W90	ACC-GROIL-G5-QT
2004	2006	PRO HAULER 700	0.95 US QT (0.9L)	A*	N/A	0.44 US QT (0.42L)	80W90	ACC-GROIL-G5-QT
2004	2007	RHINO 660	2.11 US QT (2.0L)	A*	5GH-13440-80-00	N/A	N/A	N/A
2004	2007	RHINO 660 4WD	2.22 US QT (2.1L)	A*	5GH-13440-80-00	N/A	N/A	N/A
2006	2009	RHINO 450	2.75 US QT (2.6L)	A*	5GH-13440-80-00	N/A	N/A	N/A
2006	2009	RHINO 450 4WD	2.75 US QT (2.6L)	A*	5GH-13440-80-00	N/A	N/A	N/A
2008	2013	RHINO 700 FI	2.22 US QT (2.1L)	A*	5GH-13440-80-00	N/A	N/A	N/A
2014	2023	VIKING	2.43 US QT (2.3L)	A*	5GH-13440-80-00	N/A	N/A	N/A
2015	2023	VIKING VI	2.43 US QT (2.3L)	A*	5GH-13440-80-00	N/A	N/A	N/A
2016	2018	WOLVERINE	2.43 US QT (2.3L)	A*	5GH-13440-80-00	N/A	N/A	N/A
2018	2023	WOLVERINE X4 850	3.49 US QT (3.3L)	A*	5GH-13440-80-00	1.48 US QT (1.4 L)	80W90	ACC-GROIL-G5-QT
2019	2023	WOLVERINE X2 850	3.49 US QT (3.3L)	A*	5GH-13440-80-00	1.48 US QT (1.4 L)	80W90	ACC-GROIL-G5-QT
2021	2023	WOLVERINE RMAX4 1000	4.39 US QT (4.15 L)	A*	5GH-13440-80-00	1.48 US QT (1.4 L)	80W90	ACC-GROIL-G5-QT
2021	2023	WOLVERINE RMAX2 1000	4.39 US QT (4.15 L)	A*	5GH-13440-80-00	1.48 US QT (1.4 L)	80W90	ACC-GROIL-G5-QT
2016	2023	YXZ1000R/ SS	2.85 US QT (2.7L)	A*	5GH-13440-80-00	1.59 US QT (1.5L)	A*	A*

\*A = 10W-40, 10W-50, 20W-50 or 15W-50 OVER 40°F

\*B = 10W-40 or 10W-50 BELOW 40°F; 5W-30 AT 30° or BELOW



Model Year		Model	SIDE-BY-SIDE YAMAHA GENUINE PARTS					
			Battery	Spark Plug	Air Cleaner	Front Brake Pad Right	Front Brake Pad Left	
2004	2005	PRO HAULER 1000	JG5-H2110-01-00	BPR-2ES00-00-00	JN6-E4450-01-PC	N/A	N/A	
2004	2006	PRO HAULER 700	JG5-H2110-01-00	BPR-2ES00-00-00	JN6-E4450-01-PC	N/A	N/A	
2004	2007	RHINO 660	11U-1LD00-00-00	DPR-8EA90-00-00	5UG-E4451-00-00	5B4-W0045-10-00	5B4-W0045-00-00 (1)	
2004	2007	RHINO 660 4WD	11U-1LD00-00-00	DPR-8EA90-00-00	5UG-E4451-00-00	5B4-W0045-10-00 (1)	5B4-W0045-00-00 (1)	
2006	2009	RHINO 450	11U-1LD00-00-00	DR8-EA000-00-00	5UG-E4451-00-00	5B4-W0045-10-00 (1)	5B4-W0045-00-00 (1)	
2006	2009	RHINO 450 4WD	11U-1LD00-00-00	DR8-EA000-00-00	5UG-E4451-00-00	5B4-W0045-10-00 (1)	5B4-W0045-00-00 (1)	
2008	2013	RHINO 700 FI	11U-1LD00-00-00	CPR-7EA90-00-00	5B4-E4451-00-00	5B4-W0045-10-00 (1)	5B4-W0045-00-00 (1)	
2014	2020	VIKING	11U-1LD00-00-00	CPR-7EA90-00-00	1XD-E4451-00-00	1XD-25805-10-00 (1)	1XD-25805-00-00 (1)	
2015	2020	VIKING VI	11U-1LD00-00-00	CPR-7EA90-00-00	1XD-E4451-00-00	1XD-25805-10-00 (1)	1XD-25805-00-00 (1)	
2017	2023	VIKING/ EPS/ EPS SE/ VI EPS/ VI EPS SE	11U-1LD00-00-00	CPR-7EA90-00-00	1XD-E4451-00-00	1XD-25805-10-00 (1)	1XD-25805-00-00 (1)	
2017	2023	VIKING VI EPS RANCH EDITION	11U-1LD00-00-00	CPR-7EA90-00-00	1XD-E4451-00-00	1XD-25805-10-00 (1)	1XD-25805-00-00 (1)	
2016	2016	WOLVERINE	11U-1LD00-00-00	CPR-7EA90-00-00	1XD-E4451-00-00	1XD-25805-10-00 (1)	1XD-25805-00-00 (1)	
2017	2018	WOLVERINE	11U-1LD00-00-00	CPR-7EA90-00-03	1XD-E4451-00-00	1XD-25805-10-00 (1)	1XD-25805-00-00 (1)	
2017	2018	WOLVERINE EPS	11U-1LD00-00-00	CPR-7EA90-00-02	1XD-E4451-00-00	1XD-25805-10-00 (1)	1XD-25805-00-00 (1)	
2017	2018	WOLVERINE R-SPEC EPS	11U-1LD00-00-00	CPR-7EA90-00-01	1XD-E4451-00-00	1XD-25805-10-00 (1)	1XD-25805-00-00 (1)	
2017	2018	WOLVERINE R-SPEC EPS SE	11U-1LD00-00-00	CPR-7EA90-00-00	1XD-E4451-00-00	1XD-25805-10-00 (1)	1XD-25805-00-00 (1)	
2018	2023	WOLVERINE X4 850	11U-1LD00-00-00	LMA-R8A90-00-00	BG4-E4451-00-00 (Primary) BG4-E4461-00-00 (Secondary)	1XD-25805-10-00	1XD-25805-00-00	
2019	2023	WOLVERINE X2 850	11U-1LD00-00-00	LMA-R8A90-00-00	BG4-E4451-00-00 (Primary) BG4-E4461-00-00 (Secondary)	1XD-25805-10-00	1XD-25805-00-00	
2021	2023	WOLVERINE RMAX4 1000	11U-1LD00-00-00	LMA-R8G18-00-00	B4J-E4451-00-00 (Primary) B4J-E4461-00-00 (Secondary)	2HC-25805-00-00	2HC-25805-00-00	
2021	2023	WOLVERINE RMAX2 1000	11U-1LD00-00-00	LMA-R8G18-00-00	B4J-E4451-00-00 (Primary) B4J-E4461-00-00 (Secondary)	2HC-25805-00-00	2HC-25805-00-00	
2016	2018	YZZ1000R/ SS	11U-1LD00-00-00	CR9-EB000-00-00	2HC-E4451-00-00 (Primary) 2HC-E4461-00-00 (Secondary)	2HC-25805-00-00 (1)	2HC-25805-00-00 (1)	
2019	2023	YZZ1000R/ SS	11U-1LD00-00-00	CR9-EB000-00-00	2HC-E4451-00-00 (Primary) 2HC-E4461-00-00 (Secondary)"	B5H-25805-01-00 (1)	B5H-25805-01-00 (1)	



	SIDE-BY-SIDE YAMAHA GENUINE PARTS						
	Rear Brake Pad	Rear Brake Pad Left	Rear Brake Pad Right	Front Brake Shoe	Rear Brake Shoe	Drive Belt	Gasket Kit - Top End
	N/A	N/A	N/A	JN6-F5341-01-00 (1)	JN6-F5331-01-00 (1)	N/A	N/A
	N/A	N/A	N/A	JN6-F5341-01-00 (1)	JN6-F5331-01-00 (1)	N/A	N/A
	5UG-W0046-01-00 (1)	N/A	N/A	N/A	N/A	5KM-17641-01-00	2C6-W0001-00-00
	5UG-W0046-01-00 (1)	N/A	N/A	N/A	N/A	5KM-17641-01-00	2C6-W0001-00-00
	5UG-W0046-01-00 (1)	N/A	N/A	N/A	N/A	5GH-17641-10-00	N/A
	5UG-W0046-01-00 (1)	N/A	N/A	N/A	N/A	5GH-17641-10-00	N/A
	5B4-25806-00-00**	5B4-W0045-00-00 (1)	5B4-W0045-10-00 (1)	N/A	N/A	5B4-17641-00-00	1AS-W0001-00-00
	5B4-25806-01-00**	1XD-25806-01-00 (1)	1XD-25806-11-00 (1)	N/A	N/A	1XD-17641-00-00	N/A
	5B4-25806-00-00**	1XD-25806-01-00 (1)	1XD-25806-11-00 (1)	N/A	N/A	1XD-17641-00-00	N/A
	5B4-25806-00-00**	1XD-25806-01-00 (1)	1XD-25806-11-00 (1)	N/A	N/A	1XD-17641-00-00	N/A
	5B4-25806-00-00**	1XD-25806-01-00 (1)	1XD-25806-11-00 (1)	N/A	N/A	1XD-17641-00-00	N/A
	N/A	1XD-25806-00-00 (1)	1XD-25806-10-00 (1)	N/A	N/A	1XD-17641-00-00	N/A
	N/A	1XD-25806-00-00 (1)	1XD-25806-10-00 (1)	N/A	N/A	1XD-17641-00-00	N/A
	N/A	1XD-25806-00-00 (1)	1XD-25806-10-00 (1)	N/A	N/A	1XD-17641-00-00	N/A
	N/A	1XD-25806-00-00 (1)	1XD-25806-10-00 (1)	N/A	N/A	1XD-17641-00-00	N/A
	N/A	1XD-25806-00-00 (1)	1XD-25806-10-00 (1)	N/A	N/A	1XD-17641-00-00	N/A
	BG4-25806-01-00**	1XD-25806-01-00	1XD-25806-11-00	N/A	N/A	BG4-17641-00-00	N/A
	BG4-25806-01-00**	1XD-25806-01-00	1XD-25806-11-00	N/A	N/A	BG4-17641-00-00	N/A
	B4J-25806-00-00	2HC-25806-00-00	2HC-25806-00-00	N/A	N/A	B4J-17641-00-00	N/A
	B4J-25806-00-00	2HC-25806-00-00	2HC-25806-00-00	N/A	N/A	B4J-17641-00-00	N/A
	5B4-25806-00-00**	2HC-25806-00-00 (1)	2HC-25806-00-00 (1)	N/A	N/A	N/A	N/A
	5B4-25806-01-00**	B5H-25806-01-00 (1)	B5H-25806-01-00 (1)	N/A	N/A	N/A	N/A

\*\* = Parking brake pads



Model Year		Model	ATV YAMAHA GENUINE OILS & FILTERS					
			Oil Capacity: Oil & Filter	Engine Oil Grade	Engine Oil Filter	Transmission Oil Capacity	Transmission Oil Grade	Yamalube Differential Oil
1995	2006	BANSHEE	N/A	2R (Premix 24:1)	N/A	1.80 US QT (1.7L)	10W30	N/A
1995	2000	BLASTER	N/A	2S	N/A	0.74 US QT (0.7L)	10W-40 or ACC-TRANS-PL-US	N/A
1995	2004	BREEZE	1.32 US QT (1.25L)	A*	N/A	0.63 US QT (0.6L)	10W-40 or ACC-TRANS-PL-US	N/A
1995	2004	WARRIOR 350	2.64 US QT (2.5L)	A*	1UY-13440-02-00	N/A	N/A	N/A
2000	2001	BADGER 80	0.85 US QT (0.8L)	A*	N/A	N/A	N/A	N/A
2000	2000	BEAR TRACKER	1.69 US QT (1.6L)	A*	5H0-13440-09-00	N/A	N/A	ACC-SHAFT-PL-32
2000	2004	BIG BEAR 400 2WD	3.17 US QT (3.0L)	A*	1UY-13440-02-00	N/A	N/A	ACC-SHAFT-PL-32
2000	2004	BIG BEAR 400 4WD	3.17 US QT (3.0L)	A*	1UY-13440-02-00	N/A	N/A	ACC-SHAFT-PL-32
2000	2012	BIG BEAR 400 4WD	3.17 US QT (3.0L)	A*	1UY-13440-02-00	N/A	N/A	ACC-SHAFT-PL-32
2000	2001	GRIZZLY 600	2.11 US QT (2.0L)	A*	4X7-13440-90-00	N/A	N/A	ACC-SHAFT-PL-32
2000	2000	TIMBERWOLF 4WD	1.69 US QT (1.6L)	A*	5H0-13440-09-00	N/A	N/A	ACC-SHAFT-PL-32
2000	2005	WOLVERINE 350	3.38 US QT (3.2L)	A*	1UY-13440-02-00	N/A	N/A	ACC-SHAFT-PL-32
2001	2004	BEAR TRACKER	1.80 US QT (1.7L)	A*	5H0-13440-09-00	N/A	N/A	ACC-SHAFT-PL-32
2001	2002	BLASTER	N/A	2S	N/A	0.74 US QT (0.7L)	10W-40 or ACC-TRANS-PL-US	N/A
2001	2005	RAPTOR 660	2.06 US QT (1.95L)	A*	5DM-13440-00-00	N/A	N/A	N/A
2002	2004	GRIZZLY 660	2.11 US QT (2.0L)	A*	5GH-13440-60-00	N/A	N/A	ACC-SHAFT-PL-32
2002	2008	RAPTOR 80	0.85 US QT (0.8L)	A*	N/A	N/A	N/A	ACC-SHAFT-PL-32
2003	2006	BLASTER	N/A	2S	N/A	0.74 US QT (0.7L)	10W-40 or ACC-TRANS-PL-US	N/A
2004	2006	BRUIN 350 AUTO 2WD	2.43 US QT (2.3L)	A*	5GH-13440-60-00	N/A	N/A	ACC-SHAFT-PL-32
2004	2006	BRUIN 350 AUTO 4WD	2.43 US QT (2.3L)	A*	5GH-13440-60-00	N/A	N/A	ACC-SHAFT-PL-32
2004	2013	GRIZZLY 125	1.32 US QT (1.25L)	A*	N/A	0.63 US QT (0.6L)	10W-40	ACC-SHAFT-PL-32
2004	2008	RAPTOR 50	0.85 US QT (0.8L)	A*	N/A	N/A	N/A	ACC-SHAFT-PL-32
2004	2005	YFZ450	1.95 US QT (1.85L)	A*	5D3-13440-09-00	N/A	N/A	N/A
2005	2005	250 BRUIN	1.69 US QT (1.6L)	A*	3UH-E3440-00-00	N/A	N/A	ACC-SHAFT-PL-32
2005	2008	GRIZZLY 80	0.85 US QT (0.8L)	A*	N/A	N/A	N/A	ACC-SHAFT-PL-32
2005	2008	GRIZZLY 660	2.11 US QT (2.0L)	A*	5GH-13440-60-00	N/A	N/A	ACC-SHAFT-PL-32
2005	2008	GRIZZLY 660 4WD	2.11 US QT (2.0L)	A*	5GH-13440-60-00	N/A	N/A	ACC-SHAFT-PL-32
2005	2013	RAPTOR 350	2.64 US QT (2.5L)	A*	1UY-13440-02-00	N/A	N/A	N/A
2006	2006	250 BRUIN 2WD	1.69 US QT (1.6L)	A*	3UH-E3440-00-00	N/A	N/A	ACC-SHAFT-PL-32
2006	2014	RAPTOR 700	1.95 US QT (1.85L)	A*	4X7-13440-90-00	N/A	N/A	N/A
2006	2009	WOLVERINE 350 2WD	2.43 US QT (2.30L)	A*	5GH-13440-60-00	N/A	N/A	ACC-SHAFT-PL-32
2006	2010	WOLVERINE 450 4WD	2.54 US QT (2.4L)	A*	5GH-13440-60-00	N/A	N/A	ACC-SHAFT-PL-32
2006	2006	YFZ450	1.95 US QT (1.85L)	A*	5D3-13440-09-00	N/A	N/A	N/A
2007	2009	250 BIG BEAR	1.69 US QT (1.6L)	A*	3UH-E3440-00-00	N/A	N/A	ACC-SHAFT-PL-32
2007	2014	GRIZZLY 350 2WD	2.43 US QT (2.3L)	A*	5GH-13440-60-00	N/A	N/A	ACC-SHAFT-PL-32
2007	2014	GRIZZLY 350 4WD	2.43 US QT (2.3L)	A*	5GH-13440-60-00	N/A	N/A	ACC-SHAFT-PL-32
2007	2011	GRIZZLY 350 4WD IRS	2.43 US QT (2.3L)	A*	5GH-13440-60-00	N/A	N/A	ACC-SHAFT-PL-32
2007	2008	GRIZZLY 400 4WD	2.54 US QT (2.4L)	A*	5GH-13440-60-00	N/A	N/A	ACC-SHAFT-PL-32
2007	2007	GRIZZLY 400 4WD IRS	2.54 US QT (2.4L)	A*	5GH-13440-60-00	N/A	N/A	ACC-SHAFT-PL-32

\*A = 10W-40, 10W-50, 20W-50 or 15W-50 OVER 40°F

\*B = 10W40 or 10W50 BELOW 40°F; 5W-30 AT 30° or BELOW



Model Year		Model	ATV YAMAHA GENUINE OILS & FILTERS					
			Oil Capacity: Oil & Filter	Engine Oil Grade	Engine Oil Filter	Transmission Oil Capacity	Transmission Oil Grade	Yamalube Differential Oil
2007	2014	GRIZZLY 450 4WD	2.54 US QT (2.4L)	A*	5GH-13440-60-00	N/A	N/A	ACC-SHAFT-PL-32
2007	2009	YFZ450	1.95 US QT (1.85L)	A*	5D3-13440-09-00	N/A	N/A	N/A
2008	2013	250 RAPTOR	1.43 US QT (1.35L)	A*	5D3-13440-09-00	N/A	N/A	N/A
2008	2010	GRIZZLY 450 4WD IRS	2.54 US QT (2.4L)	A*	5GH-13440-60-00	N/A	N/A	ACC-SHAFT-PL-32
2009	2010	GRIZZLY 350 AUTO 2WD	2.43 US QT (2.3L)	A*	5GH-13440-60-00	N/A	N/A	ACC-SHAFT-PL-32
2009	2013	GRIZZLY 350 AUTO 4WD	2.43 US QT (2.3L)	A*	5GH-13440-60-00	N/A	N/A	ACC-SHAFT-PL-32
2009	2010	GRIZZLY 350 AUTO 4WD IRS	2.43 US QT (2.3L)	A*	5GH-13440-60-00	N/A	N/A	ACC-SHAFT-PL-32
2009	2009	GRIZZLY 450 AUTO 4WD IRS	2.54 US QT (2.4L)	A*	5GH-13440-60-00	N/A	N/A	ACC-SHAFT-PL-32
2009	2014	GRIZZLY 550 4WD	2.22 US QT (2.1L)	A*	5GH-13440-60-00	N/A	N/A	ACC-SHAFT-PL-32
2009	2013	GRIZZLY 550 FI AUTO 4WD	2.22 US QT (2.1L)	A*	5GH-13440-60-00	N/A	N/A	ACC-SHAFT-PL-32
2009	2013	GRIZZLY 550 FI AUTO 4WD EPS	2.22 US QT (2.1L)	A*	5GH-13440-60-00	N/A	N/A	ACC-SHAFT-PL-32
2009	2013	RAPTOR 90	0.80 US AT (0.75L)	A*	N/A	0.32 US QT (0.3L)	80W90	N/A
2009	2010	WOLVERINE 450 AUTO 4WD	2.75 US QT (2.6L)	A*	5GH-13440-60-00	N/A	N/A	ACC-SHAFT-PL-32
2009	2010	YFZ450R	1.53 US QT (1.45L)	A*	5D3-13440-09-00	N/A	N/A	N/A
2010	2011	YFZ450X	1.53 US QT (1.45L)	A*	5D3-13440-09-00	N/A	N/A	N/A
2011	2013	GRIZZLY 450 4WD - EPS	2.54 US QT (2.4L)	A*	5GH-13440-60-00	N/A	N/A	ACC-SHAFT-PL-32
2011	2013	RAPTOR 125	1.32 US QT (1.25L)	A*	N/A	N/A	N/A	N/A
2011	2011	YFZ450R	1.53 US QT (1.45L)	A*	5D3-13440-09-00	N/A	N/A	N/A
2012	2013	GRIZZLY 300	1.27 US QT (1.20L)	A*	N/A	1.37 US QT (1.3L)	80W90	ACC-SHAFT-PL-32
2012	2013	YFZ450	1.53 US QT (1.45L)	A*	5D3-13440-09-00	N/A	N/A	N/A
2012	2013	YFZ450R	1.53 US QT (1.45L)	A*	5D3-13440-09-00	N/A	N/A	N/A
2014	2014	GRIZZLY 450 4WD	2.54 US QT (2.4L)	A*	5GH-13440-60-00	N/A	N/A	ACC-SHAFT-PL-32
2014	2014	GRIZZLY 450 4WD - EPS	2.54 US QT (2.4L)	A*	5GH-13440-60-00	N/A	N/A	ACC-SHAFT-PL-32
2014	2014	GRIZZLY 550 4WD - EPS	2.22 US QT (2.1L)	A*	5GH-13440-60-00	N/A	N/A	ACC-SHAFT-PL-32
2014	2016	YFZ450R	1.53 US QT (1.45L)	A*	5D3-13440-09-00	N/A	N/A	N/A
2015	2016	RAPTOR 700	1.96 US QT (1.86L)	A*	4X7-13440-01-00	N/A	N/A	N/A
2016	2023	RAPTOR 90	0.95 US QT (0.90L)	A*	N/A	0.37 US QT (0.35L)	80W90	N/A
2017	2018	RAPTOR 700	1.95 US QT (1.85L)	A*	4X7-13440-90-00	N/A	N/A	N/A
2017	2023	RAPTOR 700R	1.95 US QT (1.85L)	A*	4X7-13440-90-00	N/A	N/A	N/A
2017	2023	RAPTOR 700R SE	1.95 US QT (1.85L)	A*	4X7-13440-90-00	N/A	N/A	N/A
2017	2023	YFZ450R	1.53 US QT (1.45L)	A*	5D3-13440-09-00	N/A	N/A	N/A
2017	2023	YFZ450R SE	1.53 US QT (1.45L)	A*	5D3-13440-09-00	N/A	N/A	N/A
2017	2023	YFZ50	0.95 US QT (0.90L)	A*	N/A	0.37 US QT (0.35L)	80W90	N/A
2018	2023	Grizzly 90	0.95 US QT (0.90L)	A*	N/A	0.37 US QT (0.35L)	80W90	N/A
2018	2023	KODIAK 450	2.54 US QT (2.4L)	A*	5GH-13440-61-00	N/A	N/A	ACC-SHAFT-PL-32
2019	2023	GRIZZLY	2.22 US QT (2.1L)	A*	5GH-13440-61-00	N/A	N/A	ACC-SHAFT-PL-32
2019	2023	KODIAK 700 EPS	2.22 US QT (2.1L)	A*	5GH-13440-61-00	N/A	N/A	ACC-SHAFT-PL-32

\*A = 10W-40, 10W-50, 20W-50 or 15W-50 OVER 40°F

\*B = 10W40 or 10W50 BELOW 40°F; 5W-30 AT 30° or BELOW



Model Year		Model	ATV YAMAHA GENUINE PARTS								
			Battery	Spark Plug	Air Cleaner	Front Brake Pad (Qty)	Front Brake Pad Left (Qty)	Front Brake Pad Right (Qty)	Front Brake Shoe (Qty)	Rear Brake Pad (Qty)	
1995	2006	BANSHEE	N/A	BR8-ES000-00-00	2GU-14451-00-00	5LP-W0045-00-00 (2)	N/A	N/A	N/A	1UY-W0046-00-00 (1)	
1995	2000	BLASTER	N/A	B8E-S0000-00-00	2XJ-14451-00-00	N/A	N/A	N/A	4BE-W253E-00-00 (2)	2XJ-25811-00-00 (1)	
1995	2004	BREEZE	CB1-2CA00-00-00	CR7-HSA00-00-00	2XJ-14451-00-00	N/A	N/A	N/A	4BE-W253E-00-00 (2)	N/A	
1995	2004	WARRIOR 350	CB1-2CA00-00-00	DR8-EA000-00-00	1UY-14451-00-00	5LP-W0045-00-00 (2)	N/A	N/A	N/A	1UY-W0046-00-00 (1)	
2000	2001	BADGER 80	12N-73BG0-00-00	C7H-SA000-00-00	3GB-14453-00-00	N/A	N/A	N/A	4KN-W253E-11-00 (2)	N/A	
2000	2000	BEAR TRACKER	CB1-4AA20-00-00	DR7-EA000-00-00	1P0-E4450-00-00	N/A	N/A	N/A	4BD-W2536-01-00 (2)	N/A	
2000	2004	BIG BEAR 400 2WD	YTX-20LBS-00-00	DR8-EA000-00-00	1P0-E4450-00-00	3GD-W0045-01-00 (2)	N/A	N/A	N/A	N/A	
2000	2004	BIG BEAR 400 4WD	YTX-20LBS-00-00	DR8-EA000-00-00	1P0-E4450-00-00	3GD-W0045-01-00 (2)	N/A	N/A	N/A	N/A	
2000	2012	BIG BEAR 400 4WD	YTX-20LBS-00-00	DR8-EA000-00-00	1P0-E4450-00-00	3GD-W0045-01-00 (2)	N/A	N/A	N/A	N/A	
2000	2001	GRIZZLY 600	YTX-20LBS-00-00	DPR-8EA90-00-00	1UY-14451-00-00	4WV-W0045-00-00 (2)	N/A	N/A	N/A	N/A	
2000	2004	KODIAK 400 2WD	YTX-20LBS-00-00	DR8-EA000-00-00	5UH-E4451-10-00	3GD-W0045-01-00 (2)	N/A	N/A	N/A	1D9-W0046-00-00 (1)	
2000	2004	KODIAK 400 4WD	YTX-20LBS-00-00	DR8-EA000-00-00	5UH-E4451-10-00	3GD-W0045-01-00 (2)	N/A	N/A	N/A	1D9-W0046-00-00 (1)	
2000	2000	TIMBERWOLF 4WD	CB1-2CA00-00-00	D7E-A0000-00-00	1YW-14451-00-00	N/A	4BD-W2536-01-00 (1)	N/A	4BD-W2536-01-00 (2)	N/A	
2000	2005	WOLVERINE 350	CB1-2CA00-00-00	DR8-EA000-00-00	1UY-14451-00-00	3GD-W0045-01-00 (2)	N/A	N/A	N/A	1UY-W0046-00-00 (1)	
2001	2004	BEAR TRACKER	CB1-4AA20-00-00	DR7-EA000-00-00	1P0-E4450-00-00	3GD-W0045-01-00 (2)	N/A	N/A	N/A	N/A	
2001	2002	BLASTER	N/A	BR8-ES000-00-00	2XJ-14451-00-00	N/A	N/A	N/A	4BE-W253E-00-00 (2)	2XJ-25811-00-00 (1)	
2001	2005	RAPTOR 660	YTX-14BS0-00-00	DPR-8EA90-00-00	5LP-14451-01-00	5LP-W0045-00-00 (2)	N/A	N/A	N/A	5LP-W0046-50-00 (1)	
2002	2004	GRIZZLY 660	YTX-20LBS-00-00	DPR-8EA90-00-00	1UY-14451-00-00	4WV-W0045-00-00 (2)	N/A	N/A	N/A	5KM-W0046-01-00 (1)	
2002	2008	RAPTOR 80	12N-73BG0-00-00	CR7-HSA00-00-00	3GB-14453-00-00	N/A	N/A	N/A	4KN-W253E-11-00 (2)	N/A	
2003	2006	BLASTER	N/A	BR8-ES000-00-00	2XJ-14451-00-00	3GD-W0045-01-00 (2)	N/A	N/A	N/A	5LP-W0046-50-00 (2)	
2003	2006	KODIAK 450 4WD	YTX-20LBS-00-00	DR8-EA000-00-00	5UH-E4451-10-00	3GD-W0045-01-00 (2)	N/A	N/A	N/A	1D9-W0046-00-00 (1)	
2004	2006	BRUIN 350 AUTO 2WD	YTX-14AHB-S0-00	DR8-EA000-00-00	5UH-E4451-10-00	3GD-W0045-01-00 (2)	N/A	N/A	N/A	N/A	
2004	2006	BRUIN 350 AUTO 4WD	YTX-14AHB-S0-00	DR8-EA000-00-00	5UH-E4451-10-00	3GD-W0045-01-00 (2)	N/A	N/A	N/A	N/A	
2004	2013	GRIZZLY 125	CB1-2CA00-00-00	CR7-HSA00-00-00	2XJ-14451-00-00	N/A	N/A	N/A	4BE-W253E-00-00 (2)	N/A	
2004	2008	RAPTOR 50	12N-73BG0-00-00	CR7-HSA00-00-00	3GB-14453-00-00	N/A	N/A	N/A	4KN-W253E-11-00 (2)	N/A	
2004	2005	YFZ450	GT7-B4000-00-00	CR8-E0000-00-00	5TG-14451-00-00	N/A	5TG-W0045-20-00 (1)	5TG-W0045-30-00 (1)	N/A	5LP-W0046-50-00 (1)	
2005	2005	250 BRUIN	CB1-4AA20-00-00	DR7-EA000-00-00	1P0-E4450-00-00	3GD-W0045-01-00 (2)	N/A	N/A	N/A	N/A	
2005	2008	GRIZZLY 80	12N-73BG0-00-00	CR7-HSA00-00-00	3GB-14453-00-00	N/A	N/A	N/A	4KN-W253E-11-00 (2)	N/A	
2005	2008	GRIZZLY 660	YTX-20LBS-00-00	DPR-8EA90-00-00	1UY-14451-00-00	4WV-W0045-00-00 (2)	N/A	N/A	N/A	5KM-W0046-01-00 (1)	
2005	2008	GRIZZLY 660 4WD	YTX-20LBS-00-00	DPR-8EA90-00-00	1UY-14451-00-00	4WV-W0045-00-00 (2)	N/A	N/A	N/A	5KM-W0046-01-00 (1)	
2005	2006	KODIAK 400 4WD	YTX-14AHB-S0-00	DR8-EA000-00-00	5UH-E4451-10-00	3GD-W0045-01-00 (2)	N/A	N/A	N/A	1D9-W0046-00-00 (1)	
2005	2006	KODIAK 400 AUTO 4WD	YTX-14AHB-S0-00	DR8-EA000-00-00	5UH-E4451-10-00	3GD-W0045-01-00 (2)	N/A	N/A	N/A	1D9-W0046-00-00 (1)	



	ATV YAMAHA GENUINE PARTS									
	Rear Brake Pad Right (Qty)	Rear Brake Pad Left (Qty)	Rear Brake Shoe	Drive Chain	Front Sprocket	Rear Sprocket	Drive Belt	Clutch Kit	Gasket Kit - Top End	Gasket Kit - Bottom End
	N/A	N/A	N/A	9Y581-87103-00	93834-14050-00	2XJ-25441-21-00	N/A	N/A	N/A	N/A
	N/A	N/A	N/A	9Y581-87091-00	93832-13164-00	2XJ-25440-21-00	N/A	N/A	N/A	N/A
	N/A	N/A	3FA-W253A-00-00 (1)	94582-02074-00	93834-12016-00	3FA-25432-20-00	3FA-17641-00-00	N/A	N/A	N/A
	N/A	N/A	N/A	9Y581-87097-00	93834-13206-00	2XJ-25440-21-00	N/A	N/A	N/A	N/A
	N/A	N/A	3KG-W253E-00-00 (1)	N/A	N/A	N/A	N/A	N/A	N/A	N/A
	N/A	N/A	4BD-W2536-01- 00 (1)	N/A	N/A	N/A	N/A	N/A	N/A	N/A
	N/A	N/A	5FU-WF536-00-00 (1)	N/A	N/A	N/A	N/A	N/A	N/A	N/A
	N/A	N/A	5FU-WF536-00-00 (1)	N/A	N/A	N/A	N/A	N/A	N/A	N/A
	N/A	N/A	N/A	N/A	N/A	N/A	N/A	N/A	N/A	N/A
	N/A	N/A	4WV-W253E-01-00 (1)	N/A	N/A	N/A	4WV-17641-01-00	N/A	N/A	N/A
	N/A	N/A	N/A	N/A	N/A	N/A	5GH-17641-10-00	N/A	N/A	N/A
	N/A	N/A	N/A	N/A	N/A	N/A	5GH-17641-10-00	N/A	N/A	N/A
	N/A	N/A	4BD-W2536-01- 00 (1)	N/A	N/A	N/A	N/A	N/A	N/A	N/A
	N/A	N/A	N/A	N/A	N/A	N/A	N/A	N/A	N/A	N/A
	N/A	N/A	4BD-W2536-01- 00 (1)	N/A	N/A	N/A	N/A	N/A	N/A	N/A
	N/A	N/A	N/A	9Y581-87091-00	93832-13164-00	2XJ-25440-21-00	N/A	N/A	N/A	N/A
	N/A	N/A	N/A	94582-02092-00	9383E-13216-00	2XJ-25440-21-00	N/A	N/A	5LP-W0001-00-00	N/A
	N/A	N/A	N/A	N/A	N/A	N/A	5KM-17641-01-00	N/A	2C6-W0001-00-00	N/A
	N/A	N/A	3FA-W253A-00-00 (1)	N/A	N/A	N/A	N/A	N/A	N/A	N/A
	N/A	N/A	N/A	9Y581-87091-00	93832-13164-00	2XJ-25440-21-00	N/A	N/A	N/A	N/A
	N/A	N/A	N/A	N/A	N/A	N/A	5GH-17641-10-00	N/A	N/A	N/A
	N/A	N/A	5VH-WF536-00-00 (1)	N/A	N/A	N/A	5UH-17641-01-00	N/A	N/A	N/A
	N/A	N/A	5VH-WF536-00-00 (1)	N/A	N/A	N/A	5UH-17641-01-00	N/A	N/A	N/A
	N/A	N/A	3FA-W253A-00-00 (1)	94582-02074-00	93834-12016-00	3FA-25432-20-00	3FA-17641-00-00	N/A	N/A	N/A
	N/A	N/A	3FA-W253A-00-00 (1)	N/A	N/A	N/A	N/A	N/A	N/A	N/A
	N/A	N/A	N/A	94582-38098-00	5NG-17460-00-00	5TG-25438-10-00	N/A	N/A	5TA-W0001-00-00	N/A
	N/A	N/A	5VH-WF536-00-00 (1)	N/A	N/A	N/A	N/A	N/A	N/A	N/A
	N/A	N/A	3FA-W253A-00-00 (1)	N/A	N/A	N/A	N/A	N/A	N/A	N/A
	N/A	N/A	N/A	N/A	N/A	N/A	5KM-17641-01-00	N/A	N/A	N/A
	N/A	N/A	N/A	N/A	N/A	N/A	5KM-17641-01-00	N/A	N/A	N/A
	N/A	N/A	N/A	N/A	N/A	N/A	5GH-17641-10-00	N/A	N/A	N/A
	N/A	N/A	N/A	N/A	N/A	N/A	5GH-17641-10-00	N/A	N/A	N/A

Continues Next Page



Model Year		Model	ATV YAMAHA GENUINE PARTS								
			Battery	Spark Plug	Air Cleaner	Front Brake Pad (Qty)	Front Brake Pad Left (Qty)	Front Brake Pad Right (Qty)	Front Brake Shoe (Qty)	Rear Brake Pad (Qty)	
2005	2006	KODIAK 450 AUTO 4WD	YTX-20LBS-00-00	DR8-EA000-00-00	5UH-E4451-10-00	3GD-W0045-01-00 (2)	N/A	N/A	N/A	1D9-W0046-00-00 (1)	
2005	2013	RAPTOR 350	YTZ-10S00-00-00	DR8-EA000-00-00	1UY-14451-00-00	5LP-W0045-00-00 (2)	N/A	N/A	N/A	5LP-W0046-50-00 (1)	
2006	2006	250 BRUIN 2WD	CB1-4AA20-00-00	DR7-EA000-00-00	1P0-E4450-00-00	3GD-W0045-01-00 (2)	N/A	N/A	N/A	N/A	
2006	2014	RAPTOR 700	GT9-B4000-00-00	CR8-E0000-00-00	1S3-14451-00-00	N/A	1S3-W0045-00-00 (1)	1S3-W0045-10-00 (1)	N/A	5TG-W0046-10-00 (1)	
2006	2009	WOLVERINE 350 2WD	YTX-14AHB-S0-00	DR8-EA000-00-00	5UH-E4451-10-00	3GD-W0045-01-00 (2)	N/A	N/A	N/A	N/A	
2006	2006	WOLVERINE 450 4WD	YTX-20LBS-00-00	DR8-EA000-00-00	5UH-E4451-10-00	3GD-W0045-01-00 (2)	N/A	N/A	N/A	N/A	
2006	2006	YFZ450	GT7-B4000-00-00	CR8-E0000-00-00	5TG-14451-00-00	N/A	5TG-W0045-20-00 (1)	5TG-W0045-30-00 (1)	N/A	5TG-W0046-10-00 (1)	
2007	2009	250 BIG BEAR	CB1-4AA20-00-00	DR7-EA000-00-00	1P0-E4450-00-00	3GD-W0045-01-00 (2)	N/A	N/A	N/A	N/A	
2007	2014	GRIZZLY 350 2WD	YTX-14AHB-S0-00	DR8-EA000-00-00	1NS-E4451-00-00	3GD-W0045-01-00 (2)	N/A	N/A	N/A	N/A	
2007	2014	GRIZZLY 350 4WD	YTX-14AHB-S0-00	DR8-EA000-00-00	1NS-E4451-00-00	3GD-W0045-01-00 (2)	N/A	N/A	N/A	N/A	
2007	2011	GRIZZLY 350 4WD IRS	YTX-14AHB-S0-00	DR8-EA000-00-00	1NS-E4451-00-00	3GD-W0045-01-00 (2)	N/A	N/A	N/A	N/A	
2007	2008	GRIZZLY 400 4WD	YTX-14AHB-S0-00	DR8-EA000-00-00	5UH-E4451-10-00	3GD-W0045-01-00 (2)	N/A	N/A	N/A	1P1-W0046-00-00 (1)	
2007	2007	GRIZZLY 400 4WD IRS	YTX-14AHB-S0-00	DR8-EA000-00-00	5UH-E4451-10-00	3GD-W0045-01-00 (2)	N/A	N/A	N/A	1P1-W0046-00-00 (1)	
2007	2014	GRIZZLY 450 4WD	YTX-20LBS-00-00	DR8-EA000-00-00	1NS-E4451-00-00	3GD-W0045-01-00 (2)	N/A	N/A	N/A	N/A	
2007	2013	GRIZZLY 700 FI 4WD EPS	YTX-20LBS-00-00	CPR-7EA90-00-00	1HP-E4451-01-00	N/A	3B4-W0045-00-00 (1)	3B4-W0045-10-00 (1)	N/A	N/A	
2007	2013	GRIZZLY 700 FI 4WD EPS SE	YTX-20LBS-00-00	CPR-7EA90-00-00	1HP-E4451-01-00	N/A	3B4-W0045-00-00 (1)	3B4-W0045-10-00 (1)	N/A	N/A	
2007	2009	YFZ450	GT7-B4000-00-00	CR8-E0000-00-00	5TG-14451-00-00	N/A	5TG-W0045-20-00 (1)	5TG-W0045-30-00 (1)	N/A	5TG-W0046-10-00 (1)	
2008	2013	250 RAPTOR	YTZ-7SHE0-00-00	DR7-EA000-00-00	2XJ-14451-00-00	N/A	4D3-W0045-00-00 (1)	4D3-W0045-10-00 (1)	N/A	4D3-W0046-50-00 (1)	
2008	2010	GRIZZLY 450 4WD IRS	YTX-20LBS-00-00	DR8-EA000-00-00	1NS-E4451-00-00	3GD-W0045-01-00 (2)	N/A	N/A	N/A	N/A	
2008	2013	GRIZZLY 700 FI 4WD	YTX-20LBS-00-00	CPR-7EA90-00-00	1HP-E4451-01-00	N/A	3B4-W0045-00-00 (1)	3B4-W0045-10-00 (1)	N/A	N/A	
2009	2010	GRIZZLY 350 AUTO 2WD	YTX-14AHB-S0-00	DR8-EA000-00-00	1NS-E4451-00-00	3GD-W0045-01-00 (2)	N/A	N/A	N/A	N/A	
2009	2013	GRIZZLY 350 AUTO 4WD	YTX-14AHB-S0-00	DR8-EA000-00-00	1NS-E4451-00-00	3GD-W0045-01-00 (2)	N/A	N/A	N/A	N/A	
2009	2010	GRIZZLY 350 AUTO 4WD IRS	YTX-14AHB-S0-00	DR8-EA000-00-00	1NS-E4451-00-00	3GD-W0045-01-00 (2)	N/A	N/A	N/A	N/A	
2009	2009	GRIZZLY 450 AUTO 4WD IRS	YTX-20LBS-00-00	DR8-EA000-00-00	1NS-E4451-00-00	3GD-W0045-01-00 (2)	N/A	N/A	N/A	N/A	
2009	2013	GRIZZLY 550 FI AUTO 4WD	YTX-20LBS-00-00	LMA-R6A90-00-00	1HP-E4451-01-00	N/A	3B4-W0045-00-00 (1)	3B4-W0045-10-00 (1)	N/A	N/A	
2009	2013	GRIZZLY 550 FI AUTO 4WD EPS	YTX-20LBS-00-00	LMA-R6A90-00-00	1HP-E4451-01-00	N/A	3B4-W0045-00-00 (1)	3B4-W0045-10-00 (1)	N/A	N/A	
2009	2013	RAPTOR 90	GTX-5LBS0-00-00	CR7-HSA00-00-00	43D-E4451-00-00	N/A	N/A	N/A	43D-F510L-01-00 (2)	43D-F5906-01-00 (1)	
2009	2010	WOLVERINE 450 AUTO 4WD	YTX-20LBS-00-00	DR8-EA000-00-00	5UH-E4451-10-00	3GD-W0045-01-00 (2)	N/A	N/A	N/A	3C2-W0046-00-00 (1)	
2009	2010	YFZ450R	YTZ-7SHE0-00-00	CR8-E0000-00-00	5TG-14451-00-00	N/A	5TG-W0045-20-00 (1)	5TG-W0045-30-00 (1)	N/A	5TG-W0046-10-00 (1)	
2010	2011	YFZ450X	YTZ-7SHE0-00-00	CR8-E0000-00-00	5TG-14451-00-00	N/A	5TG-W0045-20-00 (1)	5TG-W0045-30-00 (1)	N/A	5TG-W0046-10-00 (1)	
2011	2014	GRIZZLY 450 4WD - EPS	YTX-20LBS-00-00	DR8-EA000-00-00	1NS-E4451-00-00	3GD-W0045-01-00 (2)	N/A	N/A	N/A	N/A	



	ATV YAMAHA GENUINE PARTS									
	Rear Brake Pad Right (Qty)	Rear Brake Pad Left (Qty)	Rear Brake Shoe	Drive Chain	Front Sprocket	Rear Sprocket	Drive Belt	Clutch Kit	Gasket Kit - Top End	Gasket Kit - Bottom End
	N/A	N/A	N/A	N/A	N/A	N/A	5GH-17641-10-00	N/A	N/A	N/A
	N/A	N/A	N/A	9Y581-87097-00	93834-13206-00	5TG-25438-10-00	N/A	N/A	N/A	N/A
	N/A	N/A	5VH-WF536-00-00 (1)	N/A	N/A	N/A	N/A	N/A	N/A	N/A
	N/A	N/A	N/A	94582-38098-00	9383G-14231-00	5TG-25438-10-00	N/A	1S3-W001G-00-00	1PE-W0001-00-00	N/A
	N/A	N/A	5VH-WF536-00-00 (1)	N/A	N/A	N/A	5UH-17641-01-00	N/A	N/A	N/A
	N/A	N/A	5VH-WF536-00-00 (1)	N/A	N/A	N/A	3C2-17641-00-00	N/A	N/A	N/A
	N/A	N/A	N/A	94582-38098-00	5NG-17460-00-00	5TG-25438-10-00	N/A	N/A	5TA-W0001-00-00	N/A
	N/A	N/A	5VH-WF536-00-00 (1)	N/A	N/A	N/A	N/A	N/A	N/A	N/A
	N/A	N/A	5VH-WF536-00-00 (1)	N/A	N/A	N/A	5UH-17641-01-00	N/A	N/A	N/A
	N/A	N/A	5VH-WF536-00-00 (1)	N/A	N/A	N/A	5UH-17641-01-00	N/A	N/A	N/A
	N/A	N/A	5VH-WF536-00-00 (1)	N/A	N/A	N/A	5UH-17641-01-00	N/A	N/A	N/A
	N/A	N/A	N/A	N/A	N/A	N/A	5GH-17641-10-00	N/A	N/A	N/A
	N/A	N/A	N/A	N/A	N/A	N/A	5GH-17641-10-00	N/A	N/A	N/A
	N/A	N/A	N/A	N/A	N/A	N/A	5GH-17641-10-00	N/A	N/A	N/A
	3B4-W0046-10-00 (1)	3B4-W0046-00-00 (1)	N/A	N/A	N/A	N/A	3B4-17641-00-00	N/A	1AS-W0001-00-00	N/A
	3B4-W0046-10-00 (1)	3B4-W0046-00-00 (1)	N/A	N/A	N/A	N/A	3B4-17641-00-00	N/A	1AS-W0001-00-00	N/A
	N/A	N/A	N/A	94582-38098-00	5NG-17460-00-00	5TG-25438-10-00	N/A	5D3-W001G-00-00	5TA-W0001-00-00	N/A
	N/A	N/A	N/A	9Y581-87091-00	9383R-14236-00	5TG-25438-10-00	N/A	N/A	N/A	N/A
	N/A	N/A	N/A	N/A	N/A	N/A	5GH-17641-10-00	N/A	N/A	N/A
	3B4-W0046-10-00 (1)	3B4-W0046-00-00 (1)	N/A	N/A	N/A	N/A	3B4-17641-00-00	N/A	1AS-W0001-00-00	N/A
	N/A	N/A	5VH-WF536-00-00 (1)	N/A	N/A	N/A	5UH-17641-01-00	N/A	N/A	N/A
	N/A	N/A	5VH-WF536-00-00 (1)	N/A	N/A	N/A	5UH-17641-01-00	N/A	N/A	N/A
	N/A	N/A	5VH-WF536-00-00 (1)	N/A	N/A	N/A	5UH-17641-01-00	N/A	N/A	N/A
	N/A	N/A	N/A	N/A	N/A	N/A	5GH-17641-10-00	N/A	N/A	N/A
	3B4-W0046-10-00 (1)	3B4-W0046-00-00 (1)	N/A	N/A	N/A	N/A	N/A	28P-17641-00-00	N/A	N/A
	3B4-W0046-10-00 (1)	3B4-W0046-00-00 (1)	N/A	N/A	N/A	N/A	N/A	28P-17641-00-00	N/A	N/A
	N/A	N/A	N/A	43D-F53C0-00-00	43D-E7461-00-00	43D-F5438-00-00	43D-F53C0-00-00	N/A	N/A	N/A
	N/A	N/A	N/A	N/A	N/A	N/A	3C2-17641-00-00	N/A	N/A	N/A
	N/A	N/A	N/A	94582-38098-00	18P-17460-00-00	5TG-25438-10-00	N/A	5D3-W001G-00-00	2S2-W0001-00-00	N/A
	N/A	N/A	N/A	94582-38098-00	18P-17460-00-00	5TG-25438-10-00	N/A	18P-W001G-00-00	2S2-W0001-00-00	N/A
	N/A	N/A	N/A	N/A	N/A	N/A	5GH-17641-10-00	N/A	N/A	N/A

Model Year		Model	ATV YAMAHA GENUINE PARTS								
			Battery	Spark Plug	Air Cleaner	Front Brake Pad (Qty)	Front Brake Pad Left (Qty)	Front Brake Pad Right (Qty)	Front Brake Shoe (Qty)	Rear Brake Pad (Qty)	
2011	2013	RAPTOR 125	YTZ-7SHE0-00-00	CR6-HSA00-00-00	2XJ-14451-00-00	3GD-W0045-01-00 (2)	N/A	N/A	N/A	4D3-W0046-50-00 (1)	
2011	2011	YFZ450R	YTZ-7SHE0-00-00	CR8-E0000-00-00	5TG-14451-00-00	N/A	5TG-W0045-20-00 (1)	5TG-W0045-30-00 (1)	N/A	5TG-W0046-10-00 (1)	
2012	2013	GRIZZLY 300	GTX-12BS0-00-00	CR8-E0000-00-00	1SC-E4451-00-00	1SC-F5805-00-00 (2)	N/A	N/A	N/A	1SC-F5806-00-00 (1)	
2012	2013	YFZ450	GT7-B4000-00-00	CR8-E0000-00-00	5TG-14451-00-00	5LP-W0045-00-00 (2)	N/A	N/A	N/A	5TG-W0046-10-00 (1)	
2012	2013	YFZ450R	YTZ-7SHE0-00-00	CR8-E0000-00-00	5TG-14451-00-00	5LP-W0045-00-00 (2)	N/A	N/A	N/A	5TG-W0046-10-00 (1)	
2014	2014	GRIZZLY 550 4WD	YTX-20LBS-00-00	LMA-R6A90-00-00	1HP-E4451-01-00	N/A	3B4-W0045-00-00 (1)	3B4-W0045-10-00 (1)	N/A		
2014	2014	GRIZZLY 550 4WD - EPS	YTX-20LBS-00-00	LMA-R6A90-00-00	1HP-E4451-01-00	N/A	3B4-W0045-00-00 (1)	3B4-W0045-10-00 (1)	N/A	N/A	
2014	2015	GRIZZLY 700 4WD	YTX-20LBS-00-00	CPR-7EA90-00-00	1HP-E4451-01-00	N/A	3B4-W0045-00-00 (1)	3B4-W0045-10-00 (1)	N/A	N/A	
2014	2015	GRIZZLY 700 4WD - EPS	YTX-20LBS-00-00	CPR-7EA90-00-00	1HP-E4451-01-00	N/A	3B4-W0045-00-00 (1)	3B4-W0045-10-00 (1)	N/A	N/A	
2014	2020	YFZ450R	YTZ-7SHE0-00-00	CR8-E0000-00-00	5TG-14451-00-00	N/A	5TG-W0045-20-00 (1)	5TG-W0045-30-00 (1)	N/A	5TG-W0046-10-00 (1)	
2015	2020	RAPTOR 700	GT9-B4000-00-00	CR8-E0000-00-00	1S3-14451-00-00	N/A	1S3-W0045-00-00 (1)	1S3-W0045-10-00 (1)	N/A	5TG-W0046-10-00 (1)	
2016	2018	GRIZZLY	YTX-20LBS-00-00	CPR-7EA90-00-00	B16-E4451-00-00	N/A	3B4-W0045-00-00 (1)	3B4-W0045-10-00 (1)	N/A	N/A(2)	
2016	2018	KODIAK 700	YTX-20LBS-00-00	CPR-7EA90-00-00	B16-E4451-00-00	N/A	3B4-W0045-00-00 (1)	3B4-W0045-10-00 (1)	N/A	N/A	
2016	2023	RAPTOR 90	GTX-5LBS0-00-00	CR6-HSA00-00-00	BD3-E4451-00-00	N/A	N/A	N/A	BD3-F510L-40-00 (2)	N/A	
2017	2018	GRIZZLY EPS	YTX-20LBS-00-00	CPR-7EA90-00-00	B16-E4451-00-00	N/A	3B4-W0045-00-00 (1)	3B4-W0045-10-00 (1)	N/A	N/A	
2017	2018	GRIZZLY EPS LE	YTX-20LBS-00-00	CPR-7EA90-00-00	B16-E4451-00-00	N/A	3B4-W0045-00-00 (1)	3B4-W0045-10-00 (1)	N/A	N/A	
2017	2018	GRIZZLY EPS SE	YTX-20LBS-00-00	CPR-7EA90-00-00	B16-E4451-00-00	N/A	3B4-W0045-00-00 (1)	3B4-W0045-10-00 (1)	N/A	N/A	
2017	2018	KODIAK 700 EPS	YTX-20LBS-00-00	CPR-7EA90-00-00	B16-E4451-00-00	N/A	3B4-W0045-00-00 (1)	3B4-W0045-10-00 (1)	N/A	N/A	
2017	2018	KODIAK 700 EPS SE	YTX-20LBS-00-00	CPR-7EA90-00-00	B16-E4451-00-00	N/A	3B4-W0045-00-00 (1)	3B4-W0045-10-00 (1)	N/A	N/A	
2017	2023	RAPTOR 700R	GT9-B4000-00-00	CR8-E000-00-00	1S3-14451-01-00	N/A	1S3-W0045-00-00 (1)	1S3-W0045-10-00 (1)	N/A	5TG-W0046-10-00 (1)	
2017	2023	RAPTOR 700R SE	GT9-B4000-00-00	CR8-E000-00-00	1S3-14451-01-00	N/A	1S3-W0045-00-00 (1)	1S3-W0045-10-00 (1)	N/A	5TG-W0046-10-00 (1)	
2017	2023	YFZ450R SE	YTZ-7SHE0-00-00	CR8-E000-00-00	5TG-14451-00-00	N/A	5TG-W0045-22-00 (1)	5TG-W0045-32-00 (1)	N/A	5TG-W0046-10-00 (1)	
2017	2023	YFZ50	GTX-5LBS0-00-00	CR6-HSA00-00-00	BW4-E4451-00-00	N/A	N/A	N/A	BD3-F510L-40-00 (2)	N/A	
2018	2023	KODIAK 450	YTX-20LBS-00-00	DR7-EA000-00-00	1NS-E4451-00-00	3GD-W0045-01-00 (2)	N/A	N/A	N/A	N/A	
2019	2023	GRIZZLY	YTX-20LBS-00-00	CPR-7EA90-00-00	B16-E4451-01-00	N/A	3B4-W0045-00-00 (1)	3B4-W0045-10-00 (1)	N/A	N/A	
2019	2023	KODIAK 700 EPS	YTX-20LBS-00-00	CPR-7EA90-00-00	B16-E4451-01-00	N/A	3B4-W0045-00-00 (1)	3B4-W0045-10-00 (1)	N/A	N/A	
2018	2023	GRIZZLY 90	GTX-5LBS0-00-00	CR6-HSA00-00-00	BD3-E4451-00-00	N/A	N/A	N/A	BD3-F510L-40-00 (2)	N/A	



	ATV YAMAHA GENUINE PARTS									
	Rear Brake Pad Right (Qty)	Rear Brake Pad Left (Qty)	Rear Brake Shoe	Drive Chain	Front Sprocket	Rear Sprocket	Drive Belt	Clutch Kit	Gasket Kit - Top End	Gasket Kit - Bottom End
	N/A	N/A	N/A	94582-14114-00	93822-14813-00	2PA-25448-00-00	N/A	N/A	N/A	N/A
	N/A	N/A	N/A	94582-38098-00	18P-17460-00-00	5TG-25438-10-00	N/A	18P-W001G-00-00	2S2-W0001-00-00	18P-W0002-00-00
	N/A	N/A	N/A	N/A	N/A	N/A	N/A	N/A	N/A	N/A
	N/A	N/A	N/A	94582-38098-00	5NG-17460-00-00	5TG-25438-10-00	N/A	5D3-W001G-00-00	N/A	N/A
	N/A	N/A	N/A	94582-38098-00	18P-17460-00-00	5TG-25438-10-00	N/A	5D3-W001G-00-00	N/A	N/A
	3B4-W0046-10-00 (1)	3B4-W0046-00-00 (1)	N/A	N/A	N/A	N/A	N/A	28P-17641-00-00	N/A	N/A
	3B4-W0046-10-00 (1)	3B4-W0046-00-00 (1)	N/A	N/A	N/A	N/A	N/A	28P-17641-00-00	N/A	N/A
	3B4-W0046-10-00 (1)	3B4-W0046-00-00 (1)	N/A	N/A	N/A	N/A	3B4-17641-00-00	N/A	1PE-W0001-00-00	N/A
	3B4-W0046-10-00 (1)	3B4-W0046-00-00 (1)	N/A	N/A	N/A	N/A	3B4-17641-00-00	N/A	N/A	N/A
	N/A	N/A	N/A	94582-38098-00	18P-17460-00-00	5TG-25438-10-00	N/A	1TD-W001G-00-00	2S2-W0001-00-00	18P-W0002-00-00
	N/A	N/A	N/A	94568-H6098-00	9383G-14231-00	5TG-25438-10-00	N/A	N/A	N/A	N/A
	3B4-W0046-10-00 (1)	3B4-W0046-00-00 (1)	N/A	N/A	N/A	N/A	3B4-17641-00-00	N/A	N/A	N/A
	N/A	N/A	N/A	N/A	N/A	N/A	3B4-17641-00-00	N/A	N/A	N/A
	N/A	N/A	BD3-F530K-30-00 (1)	BD3-F53C0-10-00	BD3-E7451-00-00	BD3-F5438-00-00	BD3-E7641-00-00	N/A	N/A	N/A
	3B4-W0046-10-00 (1)	3B4-W0046-00-00 (1)	N/A	N/A	N/A	N/A	3B4-17641-00-00	N/A	N/A	N/A
	3B4-W0046-10-00 (1)	3B4-W0046-00-00 (1)	N/A	N/A	N/A	N/A	3B4-17641-00-00	N/A	N/A	N/A
	3B4-W0046-10-00 (1)	3B4-W0046-00-00 (1)	N/A	N/A	N/A	N/A	3B4-17641-00-00	N/A	N/A	N/A
	N/A	N/A	N/A	N/A	N/A	N/A	3B4-17641-00-00	N/A	N/A	N/A
	N/A	N/A	N/A	N/A	N/A	N/A	3B4-17641-00-00	N/A	N/A	N/A
	N/A	N/A	N/A	94568-H6098-00	9383G-14231-00	5TG-25438-10-00	N/A	N/A	N/A	N/A
	N/A	N/A	N/A	94568-H6098-00	9383G-14231-00	5TG-25438-10-00	N/A	N/A	N/A	N/A
	N/A	N/A	N/A	94582-38098-00	18P-17460-00-00	5TG-25438-10-00	N/A	1TD-W001G-00-00	2S2-W0001-10-00	18P-W0002-00-00
	N/A	N/A	BD3-F530K-30-00 (1)	BW4-F53C0-00-00	BW4-E7451-00-00	BW4-F5438-00-00	BD3-E7641-00-00	N/A	N/A	N/A
	N/A	N/A	N/A	N/A	N/A	N/A	5GH-17641-11-00	N/A	N/A	N/A
	3B4-W0046-10-00 (1)	3B4-W0046-00-00 (1)	N/A	N/A	N/A	N/A	3B4-17641-00-00	N/A	N/A	N/A
	N/A	N/A	N/A	N/A	N/A	N/A	3B4-17641-00-00	N/A	N/A	N/A
	N/A	N/A	BD3-F530K-30-00 (1)	BD3-F53C0-10-00	BD3-E7451-00-00	BD3-F5438-00-00	BD3-E7641-00-00	N/A	N/A	N/A

# YAMALUBE®



## Fuel Med RX

This proprietary, alcohol-free blend fights moisture, oxidation and phase separation in ethanol enriched fuels while protecting the fuel system metals from corrosion. Use continuous treat rate if in-season fuel will sit in a tank for 7+ days. The storage treat rate keeps fuel fresh for up to one year. The 16-oz. size has a chambered bottle for easy measuring, and the 3.2-oz. size is blended to add to 5 gallons of gas for extra convenience.

**ACC-FUELM-RX-16**



## Yamaclean® Pro-Wash Spray

Yamaclean Pro-Wash Spray is a biodegradable vehicle spray wash that removes grime and soil. Rinses clean and helps keep your vehicle looking new. The most effective way to remove grime, grease and bugs from most surfaces. For use on all Yamaha products: golf cars, ATVs, motorcycles, boats, WaveRunner, Side-by-Sides, snowmobiles and generators.

**ACC-YAMAC-PW-GL**



## Side-by-Side Gear Oil

Proprietary formulation for use in Side-by-Side Differentials, Gearcases, and Transmissions\* (except YXZ) for optimal gear lubrication, durability, and protection.

**ACC-GROIL-G5-QT**



\*For YXZ transmissions, use recommended viscosity Yamalube Engine Oil.

\*For ATV, Motorcycle, Golf Car use Yamalube GL-4 Friction-Modified Plus Shaft Drive Oil part number ACC-SHAFT-PL-xx.





#### **Spray Polish & Instant Detailer**

This quick detailer will restore a lustrous shine to paint, chrome, glass and smooth plastics like visors, windshields and gauges. Gives textured plastics, rubber and vinyl a beautiful satin finish. Anti-static properties repel dust and dirt to keep that shine.

**ACC-SPRAY-PL-SH**



#### **Oil Change Kit**

Kit includes world-class protection with Yamalube 10W-40 Full Synthetic Oil, Yamaha Genuine oil filter and necessary drain bolt gaskets and O-rings (model specific) all in one convenient package.

**LUB-SXSCG-KT-35**



#### **Yamacool® High-Performance Antifreeze**

A specially-formulated ethylene glycol based antifreeze with a 60/40 ratio coolant/water mixture. Pre-blended to ensure it is easy and ready to use.

**ACC-YAMAC-BL-32**

[illegible]



## This image shows a full page of blank, lined paper. It features approximately 20 evenly spaced horizontal grey lines across its entire width, typical of notebook or legal stationery. The paper is otherwise completely empty, with no text, markings, or illustrations.

## This image shows a full page of blank, lined paper. It features approximately 20 evenly spaced horizontal grey lines across its entire width, providing a template for writing or drawing. The margins are consistent on all sides.



## **California Regulations Regarding Emission-Related Parts and Accessories**

California law regulates on- and off-highway vehicle aftermarket parts that have the potential to impact emissions. California law prohibits the installation, sale, and on- and off-highway use of any emissions-related part unless the part is (1) a replacement part, (2) a modified or add-on part that has received an exemption from the California Air Resources Board ("ARB") or (3) a part installed on a vehicle used exclusively for closed-course competition (i.e., racing).

### **Replacement Part**

A replacement part is generally any aftermarket part intended to replace an original equipment emission-related part and which is functionally identical to the original equipment part in all respects that in any way affect emissions.

### **Modified Part or Add-On Part**

A modified part is any aftermarket part intended to replace an original equipment emissions-related part and which is not functionally identical to the original equipment part in all respects that in any way affect emissions. An add-on part is any aftermarket part which is not a modified part or a replacement part.

### **Closed-Course-Competition Part**

A closed-course-competition part is a modified part or add-on part that has not received an exemption from the ARB. A closed-course-competition part may only be sold and installed on a vehicle that is used exclusively for closed-course competition. California dealers selling closed-course-competition parts should maintain records of the sale and/or installation, including the date of sale, purchaser name and address, vehicle information and work performed, if applicable.

More information may be obtained at the ARB website - [www.arb.ca.gov](http://www.arb.ca.gov).





# YAMAHA

Product and specifications subject to change without notice. Availability subject to production, stocking, and demand.

All information based on availability at time of publication and subject to change without notice. Yamaha Motor Corporation, U.S.A. accepts no liability for any inaccuracies or omissions in this publication.

**ATV Riders:** YFZ50 is recommended for use only by riders 6 years and older and always with adult supervision. Grizzly 90 and Raptor 90 are recommended for use only by riders 10 years and older and always with adult supervision. All other ATV models are recommended for use only by riders 16 years and older. YFZ450/ YFZ450R and Raptor700/ Raptor 700R recommended for experienced riders only. Dress properly for your ride with a helmet, eye protection, long-sleeved shirt, long pants, gloves and boots. ATVs can be hazardous to operate. Yamaha recommends that all ATV riders take an approved training course. For safety and training information, see your dealer or call the ATV Safety Institute at 800-887-2887. **Side-by-Side Riders:** Side-by-Side vehicles are recommended for use only by operators 16 years and older with a valid driver's license. YXZ1000R is recommended for experienced operators only. Always wear your seat belt, helmet, eye protection and protective clothing. Yamaha recommends that all Side-by-Side riders take an approved training course. For Side-by-Side safety and training information, see your dealer or call the ROHVA at 866-267-2751. **ATV and Side-by-Side Riders:** Avoid excessive speeds and never engage in stunt riding. Always avoid paved surfaces and never ride on public roads. And be particularly careful on difficult terrain. Never ride under the influence of alcohol or other drugs; it is illegal and dangerous.

This document contains many of the valuable trademarks and service marks owned and used by Yamaha throughout the world. The document may also contain references to other company, brand, and product names that may be the trademarks/ service marks of their respective owners. Unless noted otherwise, these company, brand, and product names are used herein for identification purposes only, and reference to any names, marks, products, or services of third parties do not constitute or imply endorsement, sponsorship, or recommendation of the third party or the products or services. iPhone, iPad, and Lightning are registered trademarks of Apple Inc.

©2022 Yamaha Motor Corporation, U.S.A. All rights reserved.  
Printed in U.S.A.

**ShopYamaha.com**

Yamaha Motor Corporation, U.S.A.  
6555 Katella Avenue  
Cypress, CA 90630

For a dealer near you, call 1-800-88-YAMAHA. Check us out on the web at [yamaha-motor.com](http://yamaha-motor.com)



## YAMAHA

**GENUINE**  
Parts & Accessories

# YAMALUBE®



GENUINE YAMAHA TECHNOLOGY RACING  
**PERFORMANCE PRODUCTS**