

LIVE THE
SEA-DOO®
LIFE



Product Spec Book 2024

Vehicles • Accessories • Parts & Maintenance
Apparel • Play & Licensing Products





Product Spec Book 2024

Vehicle Specifications

- 6 Switch®
- 8 Switch® Cruise 18
- 10 Switch® Cruise 21
- 12 Switch® Cruise Limited
- 14 Switch® Sport
- 16 Comparative Chart

Accessories

- 19 Essential Bundles
- 20 Family Bundles
- 21 Watersport & Fun Bundles
- 22 Comfort Bundles
- 23 LinQ Accessory Positions
- 24 LinQ Accessories
- 29 Bags and Storage
- 30 Tops, Biminis & Camper Enclosures
- 32 Audio, Electronics & Electricals
- 34 Flooring Accessories
- 35 Furniture & Seating
- 36 Watersport Accessories
- 38 Docking & Anchoring
- 39 Boating Essentials
- 40 Covers
- 41 Replacement Parts

Parts & Maintenance

- 45 Parts
- 46 Engine Oils
- 46 Functional Fluids
- 47 Lubricants
- 50 Cleaning and Care Products

Apparel

- 55 PFD Size Chart
- 56 PFD Guide
- 58 Personal Flotation Devices
- 64 Rashguards
- 67 UV Protection
- 68 Floatable Collection
- 69 Headwear
- 71 Get the Adventure Look
- 72 Footwear
- 74 Eyewear
- 76 From Dawn to Dusk on the Boat
- 77 Sportswear
- 84 Towels and Ponchos
- 86 Play & Licensing Products
- 89 Sizing Chart

For advertising purposes, some scenes depicted in this catalog include professional riders and operators executing maneuvers under ideal and/or controlled conditions. Do not attempt any of these or any other risky maneuvers if they're beyond your level of riding ability as well as your understanding and respect for the performance of your Sea-Doo watercraft. RIDE SMART FROM THE START. Always ride responsibly and safely. Follow all instructional and safety materials. BRP recommends a minimum operator age of 16 years for riding a watercraft. Always wear appropriate protective clothing for your type of boating use, including a Coast Guard approved life jacket. Always remember that riding and alcohol/drugs don't mix. Operate your watercraft keeping a safe distance between yourself and others. Always observe applicable local laws and regulations. Because of its ongoing commitment to product quality and innovation, Bombardier Recreational Products Inc. (BRP) reserves the right, at any time, to discontinue or change specifications, prices, designs, features, models or equipment without incurring any obligations. Some models depicted herein may include optional equipment. Prices are based on Manufacturer Suggested Retail Prices. Dealers may sell for a different price. For Canada and US, taxes are not included. Depending on location, products are distributed by BRP US Inc., Bombardier Recreational Products Inc., BRP European Distribution SA, BRP Australia Pty Ltd., BRP Finland Oy, BRP Japan Ltd., BRP Comm & Trade (Shanghai) Co Ltd. or Bombardier Recreational Products Motores da Amazonia Ltda. ® are registered trademarks and TM and the BRP logo are trademarks of Bombardier Recreational Products Inc. or its affiliates. * is a trademark of Bombardier Inc. used under license. Velcro is a registered trademark of Velcro Industries. Bluetooth is a registered trademark owned by Bluetooth SIG, Inc. Garmin and ECHOMAP are trademarks of Garmin Ltd. or its subsidiaries. GTX is a registered trademark of Castrol Limited, used under license. YUASA is a registered trademark of YUASA Batteries Inc. NGK is a registered trademark of NGK Spark Plugs, Ltd. Salt-Away is a trademark of Salt-Away Products. Slowtide is a trademark of Slowtide LLC. All other company and/or product names are trademarks of their respective holders. © 2023 BRP Inc. All rights reserved. Printed in Canada.



Vehicle Specifications



Vehicle Specifications

- 6 Switch®
- 8 Switch® Cruise 18
- 10 Switch® Cruise 21
- 12 Switch® Cruise Limited
- 14 Switch® Sport
- 16 Comparative Chart



SWITCH®

The new way to live the Sea-Doo life. Fun, adaptable and modern with never-before-seen value.

- Fun for the whole family
- Ultimate ease of use
- Uniquely adaptable to your lifestyle



19' – 170 model shown

Starting at \$23,699

● Lava Red

CAPACITY	COMPACT	16'	19'
Maximum Person Capacity (US)	5	8	10
Maximum Person Capacity (Canada)	5	7	9
Maximum Load Capacity	825 lb/375 kg	1,155 lb/525 kg	1,485 lb/675 kg
Fuel Capacity	29 gal/110 L		
Total Storage Capacity	109 gal/412.6 L	119 gal/452.6 L	151 gal/572.6 L

HULL

Type	Tri-Hull
Material	Polytec™ – robust and scratch-resistant

INSTRUMENTATION

Main Gauge Type	4.5" digital display
Main Functions	Speedometer, clock, fuel consumption instant and average, fuel autonomy distance and time to empty
Driving Mode – iTC Functions	Sport mode, ECO® mode, slow mode, cruise control
Audio System	Accessory
Navigation	Accessory

OTHER FEATURES

- iBR® – Intelligent Brake & Reverse
 - iDF – Intelligent Debris-Free System
 - RF D.E.S.S.™ key
 - Clear-view side panels
 - 1 adjustable table
 - Glove box with dual USB port
 - 12 V outlet
 - Retractable boarding ladder
 - Ski tow eye
- LinQ® attachment points
 - Under-deck storage compartment
 - Console storage net
 - Integrated anchor storage
 - LED navigation lights
 - 4 integrated cleats
 - 420 W battery generator (Compact)
 - 650 W battery generator (16' and 19')

ROTAX® ENGINE	COMPACT	16'	19'
Engine	1630 ACETM 130	1630 ACE 130 ECT	1630 ACE 170 ECT
Horsepower	130 hp	130 hp	170 hp
Cooling	Closed Loop Cooling System (CLSC)		
Reverse System	iBR® System (Brake & Reverse System)*		
Fuel Type	Regular Unleaded Gasoline (87 Octane)		

DIMENSIONS AND WEIGHT

Estimated Dry Weight (oil, coolant, no fuel)	1,678 lb/761 kg	1,964 lb/891 kg	2,264 lb/1,027kg
Length	12.8'/3.8 m	15.9'/4.8 m	18.9'/5.7 m
Width (Beam)	93.5"/2.4 m		
Height	5.8'/1.7 m		
Draft**	13.6"/34.5 cm	18.7"/47.5 cm	19.3"/49 cm


TRAILER DIMENSIONS AND WEIGHT

Estimated Dry Weight	475 lb/215 kg	545 lb/247 kg	740 lb/336 kg
Length	179"/4.55 m	215"/5.46 m	257"/6.52 m
Width	90.4"/2.3 m		
Trailer Type	Painted trailer included/ Galvanized trailer (optional)		

Painted trailer with brakes included/
Galvanized trailer with brakes (optional)

SWITCH®

LAYOUT CONFIGURATIONS



FEATURE HIGHLIGHTS



Unique Driving Experience
Fun, simple and stress-free handling. Easy to steer and easy to dock with intuitive Sea-Doo handlebar controls.¹



Switch Modular Deck
Innovative tile system that allows you to transform the onboard layout in seconds. Its secure and easy-to-use quick-attach tiles offer unparalleled adaptability.¹



Tri-Hull Design
Allows for nimble and precise handling, exciting performance and improved stability.




Switch Painted Trailer Included
A high-quality-finish powder-coated trailer is included in the price. Galvanized trailer finish optional.



Powerful ROTAX® 1630 ACE™ Engine
Proven to be reliable, this jet propulsion system offers an outsized fun-factor with a level of maneuverability never seen on a pontoon boat.



iBR® – The First Braking and Reverse System on a Pontoon
Exclusive to Sea-Doo, iBR stops the boat sooner and provides more control and maneuverability at low speeds and in reverse.



More Usable Deck Space
With no outboard motor, usable deck space is maximized.



Dedicated Anchor Storage
This clever feature keeps the anchor safely stowed away in an easily accessible location.²



Cruise Control
Maintain your preferred speed for an extra level of convenience. This option allows you to release your finger from the accelerator for a more enjoyable onboard experience.

*Electronic brake, neutral and reverse.

**This measurement is valid for the vehicle only in water, without passengers.

¹Switch Cruise model shown. ²Anchor is not included.

SWITCH® CRUISE 18

Taking your on-water journey with friends and family to a new level of comfort and convenience.

- Fun for the whole family
- Ultimate ease of use
- Uniquely adaptable to your lifestyle

ADDED COMFORT & CONVENIENCE

- Extra seating and storage
- Driver seat with bolster
- Stern lounge
- Switch bimini top
- Deck mats
- Full swim platform with LinQ® attachment points
- BRP Audio System
- Garmin† 7" touchscreen GPS (230 only)

CAPACITY	18'–130	18'–170	18'–230
Maximum Person Capacity (US)	8	8	8
Maximum Person Capacity (Canada)	7	7	7
Maximum Load Capacity	1,155 lb/525 kg		
Fuel Capacity	29 gal/110 L		
Total Storage Capacity	190 gal/ 720.6 L	211.5 gal/ 800.6 L	211.5 gal/ 800.6 L

HULL	
Type	Tri-Hull
Material	Polytec™ – robust and scratch-resistant

INSTRUMENTATION

Main Gauge Type	4.5" digital display	
Main Functions	Speedometer, clock, fuel consumption instant and average, fuel autonomy distance and time to empty	
Driving Mode – iTC Functions	Sport mode, ECO® mode, slow mode, cruise control	
Audio System	BRP Audio System	
Navigation	Accessory	Garmin 7" touchscreen GPS

OTHER FEATURES

- iBR® – Intelligent Brake & Reverse
- iDF – Intelligent Debris-Free System
- RF D.E.S.S.™ key
- Clear-view side panels
- 4 corner tables
- 1 adjustable table
- Glove box with dual USB port
- 12 V outlet
- Retractable boarding ladder
- Ski tow eye
- LinQ® attachment points
- Under-deck storage compartment
- Console storage net
- Integrated anchor storage
- LED navigation lights
- LED courtesy light
- 4 integrated cleats
- 650 W battery generator



Starting at \$33,199

	● Marine Blue	● Neon Yellow	● Lava Red
ROTAX® ENGINE	18'–130	18'–170	18'–230
Engine	1630 ACE™ 130 ECT	1630 ACE 170 ECT	1630 ACE 230 ECT
Horsepower	130 hp	170 hp	230 hp
Cooling	Closed Loop Cooling System (CLSC)		
Reverse System	iBR® System (Brake & Reverse System)*		
Fuel Type	Regular Unleaded Gasoline (87 Octane)		

DIMENSIONS AND WEIGHT

Estimated Dry Weight (oil, coolant, no fuel)	2,231 lb 1,012 kg	2,280 lb 1,034 kg	2,272 lb 1,030 kg
Length	17.4'/208.8"/5.3 m		
Width/Beam	93.5"/2.4 m		
Height (Lowered bimini)	81.1"/2.1 m		
Draft**	18.7"/ 47.5 cm	18.7"/ 47.5 cm	18.7"/ 47.5 cm


TRAILER DIMENSIONS AND WEIGHT

Estimated Dry Weight	629 lb/285 kg
Length	227"/5.76 m
Width	90.4"/2.3 m
Trailer Type	Painted trailer with brakes included Galvanized trailer with brakes (optional)

*Electronic brake, neutral and reverse.
**This measurement is valid for the vehicle only in water, without passengers.

SWITCH® CRUISE 18

LAYOUT CONFIGURATIONS



FEATURE HIGHLIGHTS



Unique Driving Experience
Fun, simple and stress-free handling. Easy to steer and easy to dock with intuitive Sea-Doo handlebar controls. iBR Intelligent Brake & Reverse stops the boat sooner and improves maneuverability.



Switch Painted Trailer Included
A high-quality-finish powder-coated trailer is included in the price. Galvanized trailer finish optional.



Full Swim Platform With LinQ Attachment Points
The swim platform is now full-size and with the retractable boarding ladder creates a functional area for swimming and watersports. LinQ attachment points make accessorization secure, stylish and simple.



Switch Modular Deck
Innovative tile system that allows you to transform the onboard layout in seconds. Its secure and easy-to-use quick-attach tiles offer unparalleled adaptability.



Powerful ROTAX® 1630 ACE™ Engine
Proven to be reliable, this jet propulsion system offers an outsized fun-factor with a level of maneuverability never seen on a pontoon boat.



BRP Audio System
Installed directly from the factory, this 100 W fully waterproof and Bluetooth integrated sound system produces impressive sound in all conditions.



Tri-Hull Design
Allows for nimble and precise handling, exciting performance and improved stability.



Switch Bimini Top
Sturdy, lightweight aluminum frame and high-grade marine canvas offer essential protection from the elements. Can be raised and lowered in seconds.



Cruise Control
Maintain your preferred speed for an extra level of convenience. This option allows you to release your finger from the accelerator for a more enjoyable onboard experience

SWITCH® CRUISE 21



Taking your on-water journey with friends and family to a new level of comfort and convenience.

- Fun for the whole family
- Ultimate ease of use
- Uniquely adaptable to your lifestyle

ADDED COMFORT & CONVENIENCE

- Extra seating and storage
- Driver seat with bolster
- Stern lounge
- Switch bimini top
- Deck mats
- Full swim platform with LinQ® attachment points
- BRP Audio System
- Garmin† 7" touchscreen GPS (230 only)



Starting at \$33,199

21' – 230 model shown

- Marine Blue
- Neon Yellow
- Lava Red

CAPACITY	21'–170	21'–230
Maximum Person Capacity (US)	10	10
Maximum Person Capacity (Canada)	9	9
Maximum Load Capacity	1,485 lb/675 kg	
Fuel Capacity	29 gal/110 L	
Total Storage Capacity	221.1 gal/ 840.6 L	243.2 gal/ 920.6 L

HULL	
Type	Tri-Hull
Material	Polytec™ – robust and scratch-resistant

INSTRUMENTATION	
Main Gauge Type	4.5" digital display
Main Functions	Speedometer, clock, fuel consumption instant and average, fuel autonomy distance and time to empty
Driving Mode – iTC Functions	Sport mode, ECO® mode, slow mode, cruise control
Audio System	BRP Audio System
Navigation	Accessory Garmin 7" touchscreen GPS

OTHER FEATURES

- iBR® – Intelligent Brake & Reverse
- iDF – Intelligent Debris-Free System
- RF D.E.S.S.™ key
- Clear-view side panels
- 4 corner tables
- 1 adjustable table
- Glove box with dual USB port
- 12 V outlet
- Retractable boarding ladder
- Ski tow eye
- LinQ® attachment points
- Under-deck storage compartment
- Console storage net
- Integrated anchor storage
- LED navigation lights
- LED courtesy light
- 4 integrated cleats
- 650 W battery generator

ROTAX® ENGINE	21'–170	21'–230
Engine	1630 ACE™ 170 ECT	1630 ACE 230 ECT
Horsepower	170 hp	230 hp
Cooling	Closed Loop Cooling System (CLSC)	
Reverse System	iBR® System (Brake & Reverse System)*	
Fuel Type	Regular Unleaded Gasoline (87 Octane)	



DIMENSIONS AND WEIGHT

Estimated Dry Weight (oil, coolant, no fuel)	2,489 lb 1,129 kg	2,577 lb 1,169 kg
Length	20.4'/245.2"/6.2 m	
Width/Beam	93.5"/2.4 m	
Height (Lowered bimini)	81.1"/2.1 m	
Draft**	19.3"/ 49 cm	19.3"/ 49 cm

TRAILER DIMENSIONS AND WEIGHT

Estimated Dry Weight	740 lb/336 kg
Length	257"/6.52 m
Width	90.4"/2.3 m
Trailer Type	Painted trailer with brakes included Galvanized trailer with brakes (optional)

LAYOUT CONFIGURATIONS



FEATURE HIGHLIGHTS



Unique Driving Experience

Fun, simple and stress-free handling. Easy to steer and easy to dock with intuitive Sea-Doo handlebar controls. iBR Intelligent Brake & Reverse stops the boat sooner and improves maneuverability.



Switch Modular Deck

Innovative tile system that allows you to transform the onboard layout in seconds. Its secure and easy-to-use quick-attach tiles offer unparalleled adaptability.



Tri-Hull Design

Allows for nimble and precise handling, exciting performance and improved stability.



Switch Painted Trailer Included

A high-quality-finish powder-coated trailer is included in the price. Galvanized trailer finish optional.



Powerful ROTAX® 1630 ACE™ Engine

Proven to be reliable, this jet propulsion system offers an outsized fun-factor with a level of maneuverability never seen on a pontoon boat.



Switch Bimini Top

Sturdy, lightweight aluminum frame and high-grade marine canvas offer essential protection from the elements. Can be raised and lowered in seconds.



Full Swim Platform With LinQ Attachment Points

The swim platform is now full-size and with the retractable boarding ladder creates a functional area for swimming and watersports. LinQ attachment points make accessorization secure, stylish and simple.



BRP Audio System

Installed directly from the factory, this 100 W fully waterproof and Bluetooth integrated sound system produces impressive sound in all conditions.



Cruise Control

Maintain your preferred speed for an extra level of convenience. This option allows you to release your finger from the accelerator for a more enjoyable onboard experience

*Electronic brake, neutral and reverse.
**This measurement is valid for the vehicle only in water, without passengers.

SWITCH® CRUISE LIMITED

Delivering the most refined Switch experience yet.

- Fun for the whole family
- Ultimate ease of use
- Uniquely adaptable to your lifestyle

ELEVATED REFINEMENT FOR UNFORGETTABLE DAYS ON THE WATER:

- Premium captain's chair with adjustable ergonomics and quick adjust handlebar
- 10.25 in. touchscreen display with BRP Connect
- BRP Premium Audio System
- Additional seating
- Front cargo liner
- Garmin 7" touchscreen GPS
- Exclusive coloration
- Interior lighting
- Limited package: unique badging, trims, flooring and seating, speed ties

CAPACITY	21'-230
Maximum Person Capacity (US)	10
Maximum Person Capacity (Canada)	9
Maximum Load Capacity	1,485 lb/675 kg
Fuel Capacity	29 gal/110 L
Total Storage Capacity	241.3 gal/ 913.6 L

HULL	
Type	Tri-Hull
Material	Polytec™ – robust and scratch-resistant

INSTRUMENTATION	
Main Gauge Type	10.25 in. touchscreen display
Main Functions	Speedometer, clock, fuel consumption instant and average, fuel autonomy distance and time to empty, dept finder
Driving Mode – iTC Functions	Sport mode, ECO® mode, slow mode, cruise control
Audio System	BRP Premium Audio System
Navigation	Garmin 7" touchscreen GPS

OTHER FEATURES	
• iBR® – Intelligent Brake & Reverse	• Full swim platform
• iDF – Intelligent Debris-Free System	• Retractable boarding ladder
• RF D.E.S.S.™ key	• Ski tow eye
• Switch bimini top	• LinQ® attachment points
• Clear-view side panels	• Under-deck storage compartment
• Stern lounge	• Console storage net
• 4 corner tables	• Integrated anchor storage
• 1 adjustable table	• LED navigation lights
• Glove box with dual USB port	• LED courtesy light
• 12 V outlet	• 4 integrated cleats
	• 650 W battery generator



230 model shown

Harbor Blue

ROTAX® ENGINE	21'-230
Engine	1630 ACE™ 230 ECT
Horsepower	230 hp
Cooling	Closed Loop Cooling System (CLSC)
Reverse System	iBR® System (Brake & Reverse System)*
Fuel Type	Regular Unleaded Gasoline (87 Octane)

DIMENSIONS AND WEIGHT	
Estimated Dry Weight (oil, coolant, no fuel)	2,564 lb 1,260 kg
Length	20.4'/245.2"/6.2 m
Width/Beam	93.5"/2.4 m
Height (Lowered bimini)	81.1"/2.1 m
Draft**	19.3"/ 49 cm

TRAILER DIMENSIONS AND WEIGHT	
Estimated Dry Weight	740 lb/336 kg
Length	257"/6.52 m
Width	90.4"/2.3 m
Trailer Type	Painted trailer with brakes included Galvanized trailer with brakes (optional)

*Electronic brake, neutral and reverse.

**This measurement is valid for the vehicle only in water, without passengers.

SWITCH® CRUISE LIMITED

LAYOUT CONFIGURATION



FEATURE HIGHLIGHTS



10.25" Touchscreen Display With BRP Connect
Premium, elegant design gives seamless visibility of driving stats, navigation, marine charts, infotainment and phone connectivity with BRP GO!



Garmin® 7" Touchscreen GPS
A top-of-the-line navigation system that offers pinpoint navigation with marine maps and chartplotter as well as optional fish-finder capacity.



Cruise Control
Maintain your preferred speed for an extra level of convenience. This option allows you to release your finger from the accelerator for a more enjoyable onboard experience.



BRP Premium Audio System
A premium 6-speaker JL Audio system that transforms the ride into a floating music festival. Includes 3 corner tables with 2 speakers each, amp and subwoofer an immersive 360-degree experience.




Limited Package
The Switch Cruise Limited offers premium features such as an exclusive coloration, unique badging, trims, interior ligthing, flooring, additional seating and speed ties.



Switch Painted Trailer Included
A high-quality-finish powder-coated trailer is included in the price. Galvanized trailer finish optional.



ROTAX® 1630 ACE™ – 230 Engine
This powerful engine comes standard with a supercharger and external intercooler. It is optimized to run on regular fuel, which lowers fuel costs.



Full Swim Platform With LinQ Attachment Points
The swim platform with the retractable boarding ladder creates a functional area for swimming and watersports. LinQ attachment points make accessorization secure, stylish and simple.



Switch Modular Deck
Innovative tile system that allows you to transform the onboard layout in seconds. Its secure and easy-to-use quick-attach tiles offer unparalleled adaptability.

SWITCH® SPORT

Geared toward your active lifestyle with watersports-ready features.

- Fun for the whole family
- Ultimate ease of use
- Uniquely adaptable to your lifestyle

AN EXTRA DOSE OF FUN WITH WATERSPORTS FEATURES

- Watersports essentials: inflatable holder, rearview mirror and ski mode
 - Driver seat with bolster
 - Unique front lounge area with sun pads and backrest
 - Stern lounge
- BRP Audio System (optional on compact)
 - Switch bimini top
 - Full swim platform with LinQ® attachment points (18' and 21' only)
 - Garmin® 7" touchscreen GPS (18' and 21' only)

CAPACITY	COMPACT	18'	21'
Maximum Person Capacity (US)	5	8	10
Maximum Person Capacity (Canada)	5	7	9
Maximum Load Capacity	825 lb/375 kg	1,155 lb/525 kg	1,485 lb/675 kg
Fuel Capacity	29 gal/110 L		
Total Storage Capacity	144.4 gal/546.6 L	155 gal/586.6 L	165.5 gal/626.6 L

HULL	
Type	Tri-Hull
Material	Polytec™ – robust and scratch-resistant

INSTRUMENTATION	
Gauge Type	4.5" digital display
Main Functions	Speedometer, clock, fuel consumption instant and average, fuel autonomy distance and time to empty
Driving Mode – iTC Functions	Sport mode, ECO® mode, slow mode, cruise control, ski mode
Audio System	AccessoryBRP Audio System
Navigation	AccessoryGarmin 7" touchscreen display

OTHER FEATURES

- iBR® – Intelligent Brake & Reverse
 - iDF – Intelligent Debris-Free System
 - RF D.E.S.S.™ key
 - Clear-view side panels
 - Sun pads & sport lounge
 - Sun pad backrest
 - 2 corner tables
 - Wind deflector
 - Rearview mirror
 - Glove box with dual USB port
 - 12 V outlet
 - Retractable boarding ladder
- Quick-attach inflatable holder
 - Ski tow eye
 - LinQ attachment points
 - Under-deck storage compartment
 - Console storage net
 - Integrated anchor storage
 - LED navigation lights
 - LED courtesy light
 - 4 integrated cleats
 - 420 W battery generator (Compact)
 - 650 W battery generator (18' and 21')



21' – 230 model shown

	Marine Blue	Neon Yellow	Lava Red
ROTAX® ENGINE	COMPACT	18'	21'
Engine	1630 ACE™ 170	1630 ACE 230 ECT	1630 ACE 230 ECT
Horsepower	170 hp	230 hp	230 hp
Cooling	Closed Loop Cooling System (CLSC)		
Reverse System	iBR® System (Brake & Reverse System)*		
Fuel Type	Regular Unleaded Gasoline (87 Octane)		

DIMENSIONS AND WEIGHT			
Estimated Dry Weight (oil, coolant, no fuel)	1,780 lb/807 kg	2,222 lb/1,008 kg	2,456 lb/1,114 kg
Length	12.8"/153.7"/3.8 m	17.4"/208.8"/5.3 m	20.4"/245.2"/6.2 m
Width/Beam	93.5"/2.4 m		
Height (Lowered bimini)	81.1"/2.1 m		
Draft**	13.6"/34.5 cm	18.7"/47.5 cm	19.3"/49cm

TRAILER DIMENSIONS AND WEIGHT			
Estimated Dry Weight	475 lb/215 kg	629 lb/285 kg	740 lb/336 kg
Length	179"/4.55 m	227"/5.76 m	257"/6.52 m
Width	90.4"/2.3 m		
Trailer Type	Painted trailer included/ Galvanized trailer (optional)	Painted trailer with brakes included/Galvanized trailer with brakes (optional)	

*Electronic brake, neutral and reverse.
**This measurement is valid for the vehicle only in water, without passengers.

SWITCH® SPORT

LAYOUT CONFIGURATIONS



FEATURE HIGHLIGHTS



Unique Driving Experience
Fun, simple and stress-free handling. Easy to steer and easy to dock with intuitive Sea-Doo handlebar controls. iBR Intelligent Brake & Reverse stops the boat sooner and improves maneuverability.



Switch Modular Deck
Innovative tile system that allows you to transform the onboard layout in seconds. Its secure and easy-to-use quick-attach tiles offer unparalleled adaptability.¹



Tri-Hull Design
Allows for nimble and precise handling, exciting performance and improved stability.



Switch Painted Trailer Included
A high-quality-finish powder-coated trailer is included in the price. Galvanized trailer finish optional.



Powerful ROTAX® 1630 ACE™ Engine
Proven to be reliable, this jet propulsion system offers an outsized fun-factor with a level of maneuverability never seen on a pontoon boat.



Switch Bimini Top
Sturdy, lightweight aluminum frame and high-grade marine canvas offer essential protection from the elements. Can be raised and lowered in seconds.¹



Watersports-Ready
Equipped with watersports essentials like a quick-attach inflatable holder, rearview mirror and ski-mode that delivers repeatable launches and maintains a consistent pace.



Sun Pads & Backrest
Sit, sprawl out or sunbathe in ultimate comfort at the front of the boat. Enjoy the unique view and proximity to the water.



Full Swim Platform With LinQ Attachment Points
The swim platform is now full-size and with the retractable boarding ladder creates a functional area for swimming and watersports. LinQ attachment points make accessorization secure, stylish and simple.

¹Vehicle accessorized with Graphic Kit.

Comparative Chart

	SWITCH			SWITCH CRUISE						SWITCH SPORT			
	The new way to live the Sea-Doo life. Fun, adaptable and modern with never-before-seen value.			Taking your on-water journey with friends and family to a new level of comfort and convenience.						Geared toward your active lifestyle with watersports-ready features.			
				18			21		LIMITED				
MODELS	COMPACT – 130	16' – 130	19' – 170	18' – 130	18' – 170	18' – 230	21' – 170	21' – 230	21' – 230		COMPACT – 170	18' – 230	21' – 230
COLORS	Lava Red			Marine Blue Neon Yellow Lava Red			Marine Blue Neon Yellow Lava Red		Harbor Blue		Marine Blue Neon Yellow Lava Red		
	Package highlights												
HIGHLIGHTS	<ul style="list-style-type: none">• Fun for the whole family• Ultimate ease of use• Uniquely adaptable to your lifestyle			<ul style="list-style-type: none">• Fun for the whole family• Ultimate ease of use• Uniquely adaptable to your lifestyle Added comfort & convenience <ul style="list-style-type: none">• Extra seating and storage• Driver seat with bolster• Stern lounge• Switch bimini top• Deck mats• Full swim platform with LinQ® attachment points• BRP Audio System• Garmin¹ 7" touchscreen GPS (230 only)				<ul style="list-style-type: none">• Fun for the whole family• Ultimate ease of use• Uniquely adaptable to your lifestyle Elevated refinement for Unforgettable days on the water: <ul style="list-style-type: none">• Premium captain's chair with adjustable ergonomics and quick adjust handlebar• 10.25 in. touchscreen display with BRP Connect• BRP Premium Audio System• Additional seating• Front cargo liner• Garmin 7" touchscreen GPS• Exclusive coloration• Interior lighting• Limited package: unique badging, trims, flooring and seating, speed ties		<ul style="list-style-type: none">• Fun for the whole family• Ultimate ease of use• Uniquely adaptable to your lifestyle An extra dose of fun with watersports features <ul style="list-style-type: none">• Watersports essentials: inflatable holder, rearview mirror and ski mode• Driver seat with bolster• Unique front lounge area with sun pads and backrest• Stern lounge• BRP Audio System (optional on compact)• Switch bimini top• Full swim platform with LinQ® attachment points (18' and 21' only)• Garmin¹ 7" touchscreen GPS (18' and 21' only)			
	Capacity												
MAXIMUM PERSON CAPACITY (US)	5	8	10	8	8	8	10	10	10		5	8	10
MAXIMUM PERSON CAPACITY (CANADA)	5	7	9	7	7	7	9	9	9		5	7	9
MAXIMUM LOAD	825 lb/ 375 kg	1,155 lb/ 525 kg	1,485 lb/ 675 kg	1,155 lb/525 kg			1,485 lb/675 kg		1,485 lb/675 kg		825 lb/ 375 kg	1,155 lb/ 525 kg	1,485 lb/ 675 kg
FUEL	29 gal/110 L						29 gal/110 L				29 gal/110 L		
TOTAL STORAGE	109 gal/ 412.6 L	119 gal/ 452.6 L	151 gal/ 572.6 L	190 gal/ 720.6 L	211.5 gal/ 800.6 L	211.5 gal/ 800.6 L	221.1 gal/ 840.6 L	243.2 gal/ 920.6 L	241.3 gal/ 913.6 L		144.4 gal/ 546.6 L	155 gal/ 586.6 L	165.5 gal/ 626.6 L
	Rotax® engine												
ROTAX® ENGINE	1630 ACE™ 130 hp	1630 ACE™ 130 hp	1630 ACE™ 170 hp	1630 ACE™ 130 hp	1630 ACE™ 170 hp	1630 ACE™ 230 hp	1630 ACE™ 170 hp	1630 ACE™ 230 hp	1630 ACE™ 230 hp		1630 ACE™ 170 hp	1630 ACE™ 230 hp	1630 ACE™ 230 hp
COOLING	Closed Loop Cooling System (CLSC)			Closed Loop Cooling System (CLSC)						Closed Loop Cooling System (CLSC)			
REVERSE SYSTEM	iBR System (Brake & Reverse System)			iBR System (Brake & Reverse System)						iBR System (Brake & Reverse System)			
FUEL TYPE	Regular Unleaded Gasoline (87 Octane)			Regular Unleaded Gasoline (87 Octane)						Regular Unleaded Gasoline (87 Octane)			
	Dimensions and weight												
ESTIMATED DRY WEIGHT	1,678 lb/ 761 kg	1,964 lb/ 891 kg	2,264 lb/ 1,027 kg	2,231 lb/ 1,012 kg	2,280 lb/ 1,034 kg	2,272 lb/ 1,030 kg	2,489 lb/ 1,129 kg	2,577 lb/ 1,169 kg	2,564 lb/ 1,260 kg		1,780 lb/ 807 kg	2,222 lb/ 1,008 kg	2,456 lb/ 1,114 kg
LENGTH	12.8"/3.8 m	15.9"/4.8 m	18.9"/5.7 m	17.4"/5.3 m			20.4"/6.2 m		20.4"/6.2 m		12.8"/3.8 m	17.4"/5.3 m	20.4"/6.2 m
WIDTH	93.5"/2.4 m						93.5"/2.4 m				93.5"/2.4 m		
HEIGHT	5.8"/1.7 m						81.1"/2.1 m				81.1"/2.1 m		
	Trailer dimensions and weight												
DRY WEIGHT	475 lb/215 kg	545 lb/247 kg	740 lb/336 kg	629 lb/285 kg			740 lb/336 kg		740 lb/336 kg		475 lb/215 kg	629 lb/285 kg	740 lb/336 kg
LENGTH	179"/4.55 m	215"/5.46 m	257"/6.52 m	227"/5.76 m			257"/6.52 m		257"/6.52 m		179"/4.55 m	227"/5.76 m	257"/6.52 m
WIDTH	90.4"/2.3 m						90.4"/2.3 m				90.4"/2.3 m		
TRAILER TYPE	Painted trailer included/ Galvanized trailer (optional)			Painted trailer with brakes included/ Galvanized trailer with brakes (optional)			Painted trailer with brakes included/ Galvanized trailer with brakes (optional)				Painted trailer included/ Galvanized trailer (optional)	Painted trailer with brakes included/ Galvanized trailer with brakes (optional)	



Accessories

Accessories

- 19 Essential Bundles
- 20 Family Bundles
- 21 Watersport & Fun Bundles
- 22 Comfort Bundles
- 23 LinQ Accessory Positions
- 24 LinQ Accessories
- 29 Bags and Storage
- 30 Tops, Biminis & Camper Enclosures
- 32 Audio, Electronics & Electricals
- 34 Flooring Accessories
- 35 Furniture & Seating
- 36 Watersport Accessories
- 38 Docking & Anchoring
- 39 Boating Essentials
- 40 Covers
- 41 Replacement Parts

Accessories



Sea-Doo Accessories limited warranty*

1-Year on BRP Accessories

*Purchased at an authorized BRP dealership/distributor or on a BRP-authorized online store. Unless otherwise stipulated or required by law. Other exclusions may apply. See complete limited warranty or contact your authorized Sea-Doo dealer. This limited warranty does not apply to factory-installed accessories.



Essential Bundles



STARTER

SKU	NAME	PAGE	PRICE
295100825	Mooring Rope	p. 38	\$25.99
295100330	Safety Equipment Kit	p. 39	\$21.49
295100833	Fire Extinguisher	p. 39	\$33.99
295101192	Paddle	p. 39	\$91.99
295100631	Registration Kit	p. 39	\$40.99
Total			\$214.45

ADVANCED

SKU	NAME	PAGE	PRICE
295101136	Bimini Top Sleeve	p. 31	\$99.99
295100821	Anchor Kit	p. 38	\$279.99
295101277	LinQ Lite Fenders Kit	p. 38	\$199.99
295101083	Docking Lights	p. 38	\$299.99
295100778	Speed Tie	p. 38	\$399.99
278003401	RF Programmable D.E.S.S.™ Key	p. 39	\$68.99
295101067	Mooring Cover	p. 40	\$769.99
295100782	Front Trailering Cover	p. 40	\$289.99
9779310	XPS Wash & Wax	p. 50	N/A
9779313	XPS All-Purpose Cleaner & Degreaser	p. 50	N/A
9779316	XPS Multi-Surface & Glass Cleaner	p. 50	N/A
Total			\$2,623.37

Note that some accessories may come standard on some models, that compatibility could change depending on the vehicle and part numbers may vary depending on models. Prices don't include installation requirements.

Family Bundles



STARTER	SKU	NAME	PAGE	PRICE
	295100698	LinQ 4.2 US Gal (16 L) Cooler	p. 25	\$369.99
	715007804	LinQ Lite Cup Holder	p. 25	\$37.99
	295101079	LinQ Lite Stemware Holder	p. 25	\$49.99
	715009276	LinQ 11.4 US Gal (43 L) Cooler	p. 25	\$599.99
	295100985	LinQ Lite 2.6 US Gal (10 L) Console Bag	p. 26	\$194.99
	715007822	LinQ 5 US Gal (20 L) Fuel Caddy	p. 26	\$199.99
	295100986	LinQ Lite 7.8 US Gal (30 L) Canvas Bag	p. 27	\$299.99
	295101089	LinQ Lite 8.5 US Gal (32 L) Ventilated Bag	p. 27	\$189.99
	295101276	LinQ Lite Holder for Rail	p. 28	\$14.99
ADVANCED	295100977	LinQ Lite Multi Holder	p. 28	\$30.99
	295100934	Rearview Mirror	p. 36	\$179.99
	295101050	Quick Attach Inflatable Holder	p. 37	\$209.99
	295100662	Shock Tube	p. 37	\$24.49
	B106670000	Sea-Doo Tube	p. 86	\$139.99
	Total			\$2,543.36
	SKU	NAME	PAGE	PRICE
	295100823	Double Bimini Top	p. 30	\$1,799.99
	295101048	Light Pole Extension	p. 30	\$199.99
	295101030	Sunshade	p. 30	\$899.99
	295100819	Deck Mat	p. 34	\$599.99
PEAK	Total			\$6,043.32
	SKU	NAME	PAGE	PRICE
	295101214	Fourth JL Audio System Table	p. 32	\$2,299.99
	295101213	Two JL Audio System Tables	p. 32	\$4,799.99
	295101215	JL Audio Harness Adaptor	p. 32	\$399.99
	295101286	Swim Platform	p. 37	\$1,699.99
	Total			\$15,243.28

Note that some accessories may come standard on some models, that compatibility could change depending on the vehicle and part numbers may vary depending on models. Prices don't include installation requirements.

Watersport & Fun Bundles



STARTER	SKU	NAME	PAGE	PRICE
	715006830	LinQ 7.8 US Gal (30 L) Modular Cargo Box	p. 25	\$179.99
	715007804	LinQ Lite Cup Holder	p. 25	\$37.99
	295101079	LinQ Lite Stemware Holder	p. 25	\$49.99
	715009276	LinQ 11.4 US Gal (43 L) Cooler	p. 25	\$599.99
	295100985	LinQ Lite 2.6 US Gal (10 L) Console Bag	p. 26	\$194.99
	715007822	LinQ 5 US Gal (20 L) Fuel Caddy	p. 26	\$199.99
	295101089	LinQ Lite 8.5 US Gal (32 L) Ventilated Bag	p. 27	\$189.99
	295101276	LinQ Lite Holder for Rail	p. 28	\$14.99
	295100977	LinQ Lite Multi Holder	p. 28	\$30.99
ADVANCED	295101275	BRP Audio System	p. 32	\$899.99
	295100932	Wakeboard Holder	p. 36	\$299.99
	295100934	Rearview Mirror	p. 36	\$179.99
	295100971	Wake and Ski Pylon	p. 37	\$759.99
	Total			\$3,638.87
	SKU	NAME	PAGE	PRICE
	295100698	LinQ 4.2 US Gal (16 L) Cooler	p. 25	\$369.99
	295100931	LinQ Vertical Support	p. 26	\$189.99
	295100966	High Capacity Battery Holder and Harness Kit	p. 33	\$209.99
	295101286	Swim Platform	p. 37	\$1,699.99
	Total			\$6,108.83
PEAK	SKU	NAME	PAGE	PRICE
	295101284	Sunshade Extension for Bimini Roof	p. 31	\$639.99
	295101214	Fourth JL Audio System Table	p. 32	\$2,299.99
	295101213	Two JL Audio System Tables	p. 32	\$4,799.99
	295101215	JL Audio Harness Adaptor	p. 32	\$399.99
	295101050	Quick Attach Inflatable Holder	p. 37	\$209.99
	295100662	Shock Tube	p. 37	\$24.49
	Total			\$14,483.27

Note that some accessories may come standard on some models, that compatibility could change depending on the vehicle and part numbers may vary depending on models. Prices don't include installation requirements.

Comfort Bundles



PEAK

STARTER

SKU	NAME	PAGE	PRICE
715007804	LinQ Lite Cup Holder	p. 25	\$37.99
295101079	LinQ Lite Stemware Holder	p. 25	\$49.99
295100698	LinQ 4.2 US Gal (16 L) Cooler	p. 25	\$369.99
715009276	LinQ 11.4 US Gal (43 L) Cooler	p. 25	\$599.99
295100985	LinQ Lite 2.6 US Gal (10 L) Console Bag	p. 26	\$194.99
295100986	LinQ Lite 7.8 US Gal (30 L) Canvas Bag	p. 27	\$299.99
295101276	LinQ Lite Holder for Rail	p. 28	\$14.99
295100977	LinQ Lite Multi Holder	p. 28	\$30.99
295100936	Stainless Barrel Lock	p. 29	\$89.99
295100962	Double Bimini Top	p. 30	\$1,999.99
295101048	Light Pole Extension	p. 30	\$199.99
295100934	Rearview Mirror	p. 36	\$179.99
Total			\$4,068.88

ADVANCED

SKU	NAME	PAGE	PRICE
295101004	Camper Enclosure	p. 26	\$2,609.99
295100975	Garmin® ECHOMAP™ UHD 72sv GPS	P. 33	\$999.99
295101055	Deck Mat	P. 34	\$599.99
295100784	Adjustable Table	p. 35	\$229.99
295101007	Driver Seat Bolster	p. 36	\$224.99
Total			\$8,733.83

SKU	NAME	PAGE	PRICE
295101214	Fourth JL Audio System Table	p. 32	\$2,299.99
295101213	Two JL Audio System Tables	p. 32	\$4,799.99
295101215	JL Audio Harness Adaptor	p. 32	\$399.99
295101056	Deck Mat	p. 34	\$639.99
Total			\$16,873.79

Note that some accessories may come standard on some models, that compatibility could change depending on the vehicle and part numbers may vary depending on models. Prices don't include installation requirements.

LinQ Accessory Positions




Fast, easy and secure.

A BRP exclusive, LinQ is a toolless system for near-instant installation of accessories.

- No tools needed: quickly install and remove accessories by hand
- Stylish, fully integrated solution to your cargo needs
- Sturdy mounting system that holds up even in bumpy conditions






There are so many different ways to customize the layout of your Switch to make it your own. Here's how you can use multiple LinQ accessories together to create the perfect ride.









SKU	NAME	POSITION 1	POSITION 2	POSITION 3	POSITION 4	POSITION 5	POSITION 6	POSITION 7
219401026	LinQ 10.6 US Gal (40 L) Urban Bag	yes	yes	no	yes Requires LinQ Vertical Support (295100931)	no	no	no
715008110	LinQ 10.6 US Gal (40 L) Roll-Top Bag	yes	yes	no	yes Requires LinQ Vertical Support (295100931)	no	no	no
715005494	LinQ 2.6 US Gal (10 L) Modular Cargo Box	yes	yes	no	no	no	no	no
715007112	LinQ 5.2 US Gal (20 L) Modular Cargo Box	yes	yes	no	no	no	no	no
715006830	LinQ 7.8 US Gal (30 L) Modular Cargo Box	yes	yes	no	no	no	no	no
295100698	LinQ 4.2 US Gal (16 L) Cooler	yes	yes	no	no	no	no	no
715009276	LinQ 11.4 US Gal (43 L) Cooler	yes	yes	no	no	no	no	no
715007804	LinQ Lite Cup Holder	no	no	yes	no	yes May require LinQ Lite Holder for Corner Backrest (295101044)	yes Requires LinQ Lite Holder for Rail (295101276)	yes Requires LinQ Lite Multi Holder (295100977)
295101079	LinQ Lite Stemware Holder	no	no	yes	no	yes May require LinQ Lite Holder for Corner Backrest (295101044)	yes Requires LinQ Lite Holder for Rail (295101276)	yes Requires LinQ Lite Multi Holder (295100977)
295100950	LinQ 3.8 US Gal (14.5 L) Stackable Fuel Caddy	yes	no	no	yes Requires LinQ Vertical Support (295100931)	no	no	no
715007822	LinQ 5 US Gal (20 L) Fuel Caddy	yes	no	no	yes Requires LinQ Vertical Support (295100931)	no	no	no
295100931	LinQ Vertical Support	no	no	no	yes	no	no	no
295100985	LinQ Lite Console Bag	no	no	yes	no	yes May require LinQ Lite Holder for Corner Backrest (295101044)	yes Requires LinQ Lite Holder for Rail (295101276)	yes Requires LinQ Lite Multi Holder (295100977)
295100986	LinQ Lite 7.8 US Gal (30 L) Canvas Bag	no	no	yes	no	yes May require LinQ Lite Holder for Corner Backrest (295101044)	yes Requires LinQ Lite Holder for Rail (295101276)	no
295101089	LinQ Lite 8.5 US Gal (32 L) Ventilated Bag	no	no	yes	no	yes May require LinQ Lite Holder for Corner Backrest (295101044)	yes Requires LinQ Lite Holder for Rail (295101276)	no
295101277	LinQ Lite Fenders Kit	no	no	no	no	no	yes	no
295100932	Wakeboard Holder	no	no	no	yes	no	no	no








LinQ Accessories

LinQ 10.6 US Gal (40 L) Urban Bag	All Switch models	219401026	\$284.99
	<ul style="list-style-type: none">Versatile LinQ storage solution with up to 10.6 US gal (40 L) of added capacity.Heavy-duty construction with high-quality zippers and water resistant outer shell.Easy-access large roll-top opening.Reversible integrated flap with water-resistant storage.	<ul style="list-style-type: none">Integrated vehicle key holder.Waterproof removable liner with integrated pocket and laptop storage.Backpack Option includes adjustable, removable shoulder system, ergo-fitted back padding and lightweight shoulder system design.Dimensions: 23" L x 14½" W x adjustable H.	
LinQ 10.6 US Gal (40 L) Roll-Top Bag	All Switch models	715008110	\$229.99
	<ul style="list-style-type: none">Fully waterproof roll-top design secures gear tightly.10.6 US gal (40 L) of adjustable capacity.Heavy-duty rigid plastic base.Foam-lined bottom for additional protection.	<ul style="list-style-type: none">Integrated handle for easy transportation on/off the vehicle.Equipped with Marinized LinQ Hardware Kit.Dimensions: 14" L x 19" W x adjustable H.	
LinQ 2.6 US Gal (10 L) Modular Cargo Box	All Switch models	715005494	\$139.99
	<ul style="list-style-type: none">2.6 US gal (10 L) of hard-sided modular cargo capacity.Heavy-duty construction with weather-resistant sealed lid.Dimensions: 19" L x 12½" W x 5" H.	<ul style="list-style-type: none">Stackable with an additional LinQ Modular Box (715005494, 715007112) or Roll-Top Bag for expanded storage.Requires LinQ Base Installation Kit (295101009) to stack boxes or bag.Capable of mounting in multiple LinQ attachment locations for added convenience.	
Thermal Insert for LinQ 2.6 US Gal (10 L) Modular Cargo Box		219401110	\$55.99
	<ul style="list-style-type: none">Insulated liner.Fits very well in the LinQ 2.6 US gal (10 L) Modular Cargo Box.Can contain seven 355 ml cans.Keeps ice cold for one day.Interior dimensions: 9" L x 17" W x 2½" H.		
LinQ 5 US Gal (20 L) Modular Cargo Box	All Switch models	715007112	\$159.99
	<ul style="list-style-type: none">5.2 US gal (20 L) of hard-sided modular storage capacity.Heavy-duty construction with weather-resistant sealed lid.	<ul style="list-style-type: none">Additional LinQ Modular Box (715005494) can be stacked on top for the ideal storage solution.Requires LinQ Base Installation Kit (295101009) to stack a LinQ 2.6 US Gal (10 L) Modular Cargo Box.Capable of mounting in multiple LinQ attachment locations for added convenience.	

LinQ 7.8 US Gal (30 L) Modular Cargo Box	All Switch models	715006830	\$179.99
	<ul style="list-style-type: none">7.8 US gal (30 L) of hard-sided modular storage capacity.Heavy-duty construction with weather-resistant sealed lid.Cannot be installed on LinQ Vertical Support (295100931).		
LinQ 4.2 US Gal (16 L) Cooler	All Switch models	295100698	\$369.99
	<ul style="list-style-type: none">Secure, easily installed LinQ-mounted cooler.Premium-quality foam insulation holds ice up to five days.Rotomolded construction for exceptional rigidity and durability.Sealed lid for airtight, weather tight closure.Heavy-duty T-handle latches resistant to marine environments.	<ul style="list-style-type: none">Marinized hardware suited for saltwater applications.Can contain twenty 355 ml cans.Keeps ice cold for three days.Exterior dimensions: 13" L x 20" W x 10" H.Interior dimensions: 9" L x 17" W x 7" H. <p><i>Note: Cannot be mounted on the LinQ Stackable Fuel Caddy.</i></p>	
NEW LinQ 11.4 US Gal (43 L) Cooler	All Switch models	715009276	\$599.99
	<ul style="list-style-type: none">Versatile LinQ 16" configuration fits many vehicles.High-quality injection molding impact resistant polypropylene outer shell for exceptional durability.High-quality insulation for optimal ice retention.Thicker insulation on bottom to isolate vehicle heat.11.4 US gal (43 L) capacity.LinQ-mounted for fast, easy and secure storage.Locks in place with only a quarter turn.LinQ Base Installation Kit (295101009) required for installation.Rigid handles make transportation easy.	<ul style="list-style-type: none">Horizontal locking handles allow installation of LinQ Lite accessories.Dry-basket included to protect items.Inside the Sea-Doo Switch the cooler can be installed length or width wise to fit your needs.Drain plug at the bottom to evacuate water.New ergonomic and secure latch system offers excellent sealing.Weights 11 kg empty.Exterior dimensions: 29" L x 17" W x 14" HInterior dimensions: 23½" L x 13" W x 9" HPossible to lock the cooler with a padlock.	
LinQ Lite Cup Holder	All Switch models	715007804	\$37.99
	<ul style="list-style-type: none">Keep your beverage within reach no matter where you're sitting on your Switch.Flexible fins adjust to various beverage container sizes to hold most securely.No permanent installation point means you're free to move it almost anywhere.Toolless placement, easy to move from place to place.	<ul style="list-style-type: none">Can be installed in the designated mounting points on the Adjustable Table, on the vehicle railing and on the Seat Corner Backrest.Installation on the railing requires LinQ Lite Holder for Rail (295101276).Installation on the Seat Corner Backrest requires LinQ Lite Holder for Corner Backrest (295101044) when not standard on the vehicle.	
LinQ Lite Stemware Holder	All Switch models	295101079	\$49.99
	<ul style="list-style-type: none">Keep your beverage upright and within reach, no matter where you're sitting on your Switch.Funnel-shaped cup holders secure various beverage container sizes with a stem.No permanent installation means you and your beverage are free to roam.Can be installed in the designated mounting points on the Adjustable Table, on the vehicle railing and on the Seat Corner Backrest.	<ul style="list-style-type: none">Installation on the railing requires LinQ Lite Holder for Rail (295101276).Installation on the Seat Corner Backrest requires LinQ Lite Holder for Corner Backrest (295101044) when not standard on the vehicle.Sold in pairs.	





LinQ 3.8 US Gal (14.5 L) Stackable Fuel Caddy	All Switch models	295100950	\$259.99
	<ul style="list-style-type: none">Quick, easy and secure with the LinQ accessory system.Spill-free spout designed for easy pouring.3.8 US gal (14.5 L) capacity.Allows for added storage by stacking LinQ 10.6 US Gal (40 L) Roll-Top Bag (715008110). <ul style="list-style-type: none">Marinized for saltwater use.Dimensions: 13" L x 19" W x 9" H. <p><i>Note: Fuel caddies cannot be stacked. Stacking LinQ Roll-Top Bag requires LinQ Base Installation Kit (295101009).</i></p>		
LinQ Fuel Caddy Replacement Rubber Cap	LinQ 3.8 US Gal (14.5 L) Stackable Fuel Caddy	295100791	\$34.99
			
LinQ Fuel Caddy Replacement Cap and Nozzle	LinQ 3.8 US Gal (14.5 L) Stackable Fuel Caddy	860202529	\$19.49
	<ul style="list-style-type: none">Not compatible with LinQ 5 US Gal (20 L) Fuel Caddy (715007822).		
NEW LinQ 5 US Gal (20 L) Fuel Caddy	All Switch models	715007822	\$199.99
	<ul style="list-style-type: none">Quick, easy and secure LinQ system installation.Spill-free spout for easy use.5 US gal (20 L) capacity. <ul style="list-style-type: none">Meets new Flame Mitigation Device (FMD) standard.Dimensions: 12" L x 19" W x 12" H.		
LinQ Vertical Support	All Switch models	295100931	\$189.99
	<ul style="list-style-type: none">Industry-first storage solution using boat rails as storage space with integrated LinQ accessories.Maximizes storage space without using up valuable floor space.Compatible with most LinQ accessories. <ul style="list-style-type: none">Versatile modular design allows you to quickly change mounting locations as desired.Expands storage allowing for secure cargo capacity and added ease of use.Toolless installation.		
LinQ Lite 2.6 US Gal (10 L) Console Bag	All Switch models	295100985	\$194.99
	<ul style="list-style-type: none">Compact splash-proof bag keeps contents safe and dry.Conveniently out of the way when stored on the front of the console, on the Seat Corner Backrest and on the railing.Bright yellow inner liner with removable divider makes items easy to organize and to find quickly.Mesh pocket keeps smaller items easily accessible.Integrated vehicle key holder provides convenient storage for truck keys when on the water. <ul style="list-style-type: none">2.6 US gal (10 L) capacity.Installation on the console requires LinQ Lite Multi Holder (295100977).Installation on the Seat Corner Backrest requires LinQ Lite Holder for Corner Backrest (295101044) when not standard on the vehicle.Installation on the vehicle railing requires LinQ Lite Holder for Rail (295101276).		

LinQ Lite 7.8 US Gal (30 L) Canvas Bag	All Switch models	295100986	\$299.99
	<ul style="list-style-type: none">Weatherproof 7.8 US gal (30 L) storage capacity.Smartly secures on perimeter railing and on the Seat Corner Backrest to maximize floor space.Toolless installation in seconds with LinQ Lite clip-in system.Easily place or remove bag in storage location with a push or a pull.Features zippered and magnetic top closure for quick access if needed. <ul style="list-style-type: none">Dedicated compartment for storing boat registration, license and other important documents, plus dedicated D.E.S.S.™ key holder.External side pocket for easy access to small items.Requires LinQ Lite Holder for Rail (295101276) for installation on the railing.Installation on the Seat Corner Backrest requires LinQ Lite Holder for Corner Backrest (295101044) when not standard on the vehicle.Dimensions: 13" L x 9" W x 22" H.		
LinQ Lite 8.5 US Gal (32 L) Ventilated Bag	All Switch models	295101089	\$189.99
	<ul style="list-style-type: none">8.5 US gal (32 L) of storage capacity.Maximizes floor space by conveniently storing anywhere along perimeter railing or seat corner backrest.Toolless installation with a push or a pull thanks to LinQ Lite clip-in system.Magnetic top closure enables quick access for frequent items, plus two water bottle side pockets.Retractable net can be kept closed when not in use. <ul style="list-style-type: none">Includes a shoulder strap to facilitate transportation.Perfect to store wet towels and PFDs or even a garbage bag.Requires LinQ Lite Holder for Rail (295101276) for installation on the railing.Installation on the Seat Corner Backrest requires LinQ Lite Holder for Corner Backrest (295101044) when not standard on the vehicle.Dimensions: 13" L x 9" W x 22" H.		
NEW LinQ Modular Step	All Switch models	295101197	\$159.99
	<ul style="list-style-type: none">Eases boarding and unboarding of a Switch.Same size and construction as a seat base.Can convert an existing seat into a LinQ Modular Step. <ul style="list-style-type: none">Non-slip top surface.Offers additional storage underneath.Can be installed on LinQ Modular Step Base (295101340).		
NEW LinQ Modular Step Base	LinQ Modular Step	295101340	\$124.99
	<ul style="list-style-type: none">Compatible with LinQ Modular Step (295101197)Compatible with Seat Side Panels.		
LinQ Modular Plate	All Switch models	295100775	\$169.99
	<ul style="list-style-type: none">Convert any regular Switch quick-attach tile into a LinQ accessory attachment point.Allows installation of 16-inch LinQ accessories anywhere by adding the LinQ Modular Tile on a standard Switch floor tile. <ul style="list-style-type: none">Easily installs and removes in seconds with Switch latching system from the Switch quick-attach tile.Compatible with the Sun Pad Backrest.Dimensions: 19" x 18".		
LinQ Cargo Tile	All Switch models	295100989	\$129.99
	<ul style="list-style-type: none">Instantly adds another LinQ accessory attachment point to your Switch.Allows for secure installation of LinQ accessories to eliminate loose items moving around on deck.Multiple installation locations, so you decide where your accessories are best stowed. <ul style="list-style-type: none">LinQ bases retract when not in use for an even floor surface.Easy installation replaces regular Switch quick-attach tile.		

LinQ Lite Multi Holder	All Switch models	295100977	\$30.99
	<ul style="list-style-type: none">Allows for installation of select LinQ Lite accessories in front of Switch console.Capable of mounting on any flat surface such as garage walls for easy accessory storage.	<ul style="list-style-type: none">5 LinQ Lite mounting points allow for versatile storage/hanging options.Holds up to three LinQ Lite Cup holders.Finished and robust style.Includes necessary installation hardware.	
NEW LinQ Lite Action Camera Holder	All Switch models	295101139	\$49.99
	<ul style="list-style-type: none">LinQ Lite attachment system for cameras.Provides great vantage points to capture photos and videos.Designed to hold devices securely.	<ul style="list-style-type: none">Fast, easy attachment and removal.Offers 360-angle positioning for perfect filming and taking photos.Requires LinQ Lite Holder for Rail (295101276) for installation on the railing.	
LinQ Lite Holder for Rail	All Switch models	295101276	\$14.99
	<ul style="list-style-type: none">Create a new mounting point for most LinQ Lite accessories on the Switch rail.Can be moved around the railing for added convenience and customization.	<ul style="list-style-type: none">Opens up more valuable floor space by keeping belongings stored on the perimeter of the watercraft.Quick and toolless installation.Sold in pairs.	
LinQ Lite Single Holder		295101022	\$20.99
	<ul style="list-style-type: none">Allows installation of most LinQ Lite accessories on any flat surface outside Switch pontoon.Possible to install on other vehicles, wherever LinQ Lite accessories can be used.	<ul style="list-style-type: none">Ideal storage solution for when LinQ Lite accessories are not in use.	
LinQ Lite Holder for Corner Backrest	All Switch models	295101044	\$37.99
	<ul style="list-style-type: none">Conveniently install LinQ Lite accessories such as LinQ Lite Console Bag or LinQ Lite Cup Holders on Single Seat Corner Backrest.Holds up to two LinQ Lite Cup Holders or a single LinQ Lite Bag.	<ul style="list-style-type: none">Stylish and strong finished look.Includes installation hardware.	
LinQ Lock	Retrofits most LinQ accessories	860201968 Pack of 1 with 2 keys	\$61.99
	<ul style="list-style-type: none">Simple way to securely lock most LinQ accessories to your watercraft.Lock cover protects lock from the elements.Corrosion resistant.	860202478 Pack of 2 with 4 keys	\$109.99
			<ul style="list-style-type: none">Not compatible with LinQ 4.2 US Gal (16 L) Cooler and LinQ Box.
LinQ Base Installation Kit	Fits LinQ Stackable Fuel Caddy	295101009	\$40.99
	<ul style="list-style-type: none">LinQ Base Kit allows select Sea-Doo LinQ accessories to be stacked on top of the LinQ Stackable Fuel Caddy (295100950).	<ul style="list-style-type: none">Includes 2 LinQ bases and marinated hardware for quick installation.	

Bags and Storage

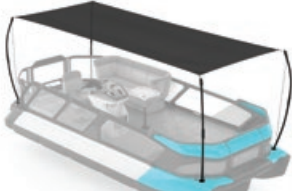
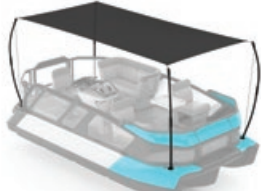
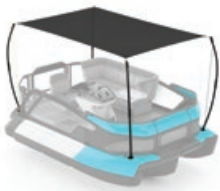


Sea-Doo 3.7 US Gal (14 L) Cooler Bag		295100965	\$169.99
	<ul style="list-style-type: none">3.7 US gal (14 L) of thermal insulated soft-sided storage.Waterproof sealed construction.Magnetic top opening for quick access and sure seal when closed.Robust outer material for durability with a modern look.Carry handles and removable straps for easy transportation to and from the water.	<ul style="list-style-type: none">Outside identification pocket.Stows perfectly in the Single Seat underseat storage of all Switch models.Can contain sixteen 355 ml cans.Keeps ice cold for two days.Exterior dimensions: 13" L x 12¼" W x 9" H.Interior dimensions: 11" L x 12" W x 7" H.	
Dry Bag 2.6 US Gal (10 L)		269502121	\$37.99
	<ul style="list-style-type: none">Watertight bag.Puncture-resistant PVC coated polyester fiber material.Reinforced bottom.		
Dry Bag 6.6 US Gal (25 L)		269001936	\$60.99
	<ul style="list-style-type: none">Watertight bag.Puncture-resistant PVC coated polyester fiber material.Reinforced bottom.	<ul style="list-style-type: none">Includes a shoulder strap.420-denier resistant polyester with TPU coating.	
Stainless Barrel Lock		295100936	\$89.99
	<ul style="list-style-type: none">Locking mechanism for glove box, engine access cover and under-deck storage compartment keeps stowed items safe and secure while you're on shore.Fully marinized stainless steel design is corrosion resistant for marine applications.	<ul style="list-style-type: none">Tamper-resistant security locks offer ultimate peace of mind.Sold individually, comes with one key.	

Tops, Biminis & Camper Enclosures



Sunshade 13'	Sunshade 16'	Sunshade 19'
--------------	--------------	--------------



Sunshade	Sunshade 13' – Switch Compact	295101030	\$899.99
	Sunshade 16' – Switch 16	295100781	\$939.99
	Sunshade 19' – Switch 19	295101031	\$999.99

- This removable sun shade provides covered seating area for entire watercraft.
 - Sturdy, heavy-duty stitching for use while underway and long-lasting durability.
 - Lightweight, high-quality perforated canvas holds up against UV rays and resists mold and mildew.
- Easily installs without tools and stores in included storage bag.
 - Includes the poles, the canvas, the ropes and the installation bases.
 - Offers great sun protection at rest during no/light wind conditions or when cruising below 5 mph (8 km/h).

Double Bimini Top 18'	Double Bimini Top 21'
-----------------------	-----------------------



Double Bimini Top	Double Bimini Top 18' – Switch Sport 18', Switch Cruise 18'	295100823	\$1,799.99
	Double Bimini Top 21' – Switch Sport 21', Switch Cruise 21', Switch Cruise Limited 21'	295100962	\$1,999.99

- Full-length weather and sun protection in a robust, modern design.
 - Made of UV and water resistant high-grade marine canvas.
 - Double-face lamination for added stability and water protection.
 - No top speed limitation on water.
 - Capable of being deployed in three stages (front, rear and full coverage).
 - Easily deployed and lowered by one person.
 - Compatible with the addition of Camper Enclosure.
- Includes canvas and structure.
 - Light pole extension (295101048) is required for riding between sunset and sunrise or when visibility is reduced.
- 295100823

 - Provides additional 36" of coverage at the front and 22" at the rear.

295100962

 - Provides additional 72" of coverage at the front and 22" at the rear.

Light Pole Extension	295101048	\$199.99
----------------------	-----------	----------



- Required when the Double Bimini Top is installed, between sunset and sunrise, or when visibility is reduced.
- Indicates watercraft's position and orientation, especially with respect to other vessels, when the Double Bimini Top is installed.
- Easy connection and installation the same way as the standard navigation light.

Camper Enclosure 18'	Camper Enclosure 21'
----------------------	----------------------



Camper Enclosure	Camper Enclosure 18' – Switch Sport 18', Switch Cruise 18'	295100963	\$2,399.99
	Camper Enclosure 21' – Switch Sport 21', Switch Cruise 21', Switch Cruise Limited 21'	295101004	\$2,609.99

- Add full protection from weather, bugs and other elements.
 - Full field of view when in use is unmatched in the marine industry.
 - Next-level innovation offers exceptional ease of use.
 - Labeled installation sections eliminate guesswork during assembly.
 - Bug netting defends against insects while allowing air flow.
 - Under-roof pockets cleverly store canvas and panels when not in use.
 - Zippered closure system.
 - Railing clip system provides effortless installation without the use of hard snaps.
- Light pole extension (295101048) is required when riding between sunset and sunrise, or when visibility is reduced.
- 295100963

 - Requires the Double Bimini Top (295100823) for installation (sold separately).

295101004

 - Requires the Double Bimini Top (295100962) for installation (sold separately).

Sunshade Extension 18'	Sunshade Extension 21'
------------------------	------------------------



Sunshade Extension	Sunshade Extension 18' – Switch Sport 18', Switch Cruise 18'	295101284	\$639.99
	Sunshade Extension 21' – Switch Sport 21', Switch Cruise 21', Switch Cruise Limited 21'	295101285	\$699.99

- Shaded paradise at the forefront, this removable sunshade provides a covered bow seating area.
 - High-quality lightweight canvas stands up to UV rays and resists mold and mildew.
 - Easy toolless installation. Stores in the included storage bag when not in use.
- Conveniently clips to Bimini Top for full deck coverage.
 - Includes poles, canvas, ropes and installation bases.
- *Not for use at speeds greater than 5 mph (8 km/h).*







Bimini Top Sleeve	Double Bimini Top Sleeve
-------------------	--------------------------









Bimini Top Sleeve	Bimini Top standard section	295101136	\$99.99
	Bimini Top extended section	295101137	\$99.99

- Sleek, modern storage design protects your Switch Bimini Top.
 - Perfect during storage, trailering or cruising with the bimini closed.
- UV- and water-resistant high-grade marine canvas construction.
 - Easy one-person installation.
 - Requires Bimini Top or Double Bimini Top.
 - Requires 295101136 and 295101137 for full protection of a Double Bimini Top.


Audio, Electronics & Electricals


<div>NEW</div> Fourth JL Audio System Table	Switch Cruise Limited	295101214	\$2,299.99
	<ul style="list-style-type: none">10.25" Color Touchscreen Display is pre-programmed to optimize sound quality.System adds another subwoofer and 2 more speakers.		
<div>NEW</div> Two JL Audio System Tables	All 2024 Switch models (except Switch Cruise Limited)	295101213	\$4,799.99
	<ul style="list-style-type: none">2 table system includes one subwoofer and four speakers.High Capacity Battery Holder and Harness Kit (295100966) is recommended when installing this system.	<ul style="list-style-type: none">JL Audio Harness Adaptor (295101215) required for JL head unit.	
<div>NEW</div> JL Audio Harness Adaptor	All 2024 Switch models (except Switch Cruise Limited)	295101215	\$399.99
	<ul style="list-style-type: none">Used when boat is not equipped with 10.25" Color Touchscreen Display.The standard JL Audio head unit will control volume at stern, bow and sub independently.	<ul style="list-style-type: none">Compatible with both two table and four table setups.	
BRP Premium Audio System	All Switch models (2023 and prior)		
	Two 6.5" speakers with 10" subwoofer, two amplifiers and one harness	295100967	\$2,999.99
	Two 6.5" speakers	295101013	\$999.99
	<ul style="list-style-type: none">Includes four 6.5" speakers, 10" subwoofer and two amplifiers calibrated by JL Audio. Must order both SKUs (295100967 & 295101013) for a complete kit.High-performance 6.5" JL Audio speakers feature a long-throw woofer design and excellent power handling for amazing sound at speed, or lounging at rest.The 10" JL Audio subwoofer with long-throw capability delivers tremendously rich bass performance with complete clarity from compact, shallow-depth enclosure.Two JL Audio amplifiers deliver very clean, high power output to drive speakers and subwoofer.	<ul style="list-style-type: none">Complete audio-visual experience with Bluetooth controlled RGB LED lighting.Built within Switch corner tables for a seamless integrationand provides multiple functions with cup holders and USB ports.Reliable and durable marine-grade construction, all components are resistant to corrosion and elements.Addition of High Capacity Battery Holder and Harness Kit (295100966) highly recommended.BRP Audio System (295101275) required for installation.	
BRP Audio System	Switch Compact, Switch 16', Switch 19', Switch Sport Compact	295101275	\$899.99
	<ul style="list-style-type: none">Fully integrated Bluetooth audio system.Two high-performance 6" speakers and amp deliver 100 W of crisp, clear audio.Speakers located at front and rear of console for surround sound-like coverage.	<ul style="list-style-type: none">Console-mounted control pad for easy access.Fully watertight and corrosion resistant, built to withstand harsh outdoor conditions and salt water.	
<div>NEW</div> 10.25" Color Touchscreen Protector	Vehicle equipped with 10.25 in. Color Touchscreen Display	860202680	\$25.99
	<ul style="list-style-type: none">Tempered glass – 0.3 mm thick.9 H hardness for tough protection.100% bubble free adhesive.	<ul style="list-style-type: none">Anti-scratch, anti-glare and anti-fingerprint.Maintains 99.99% clarity.Easy to clean.	


Garmin [†] ECHOMAP™ UHD 72sv GPS	Switch Compact, Switch 16', Switch 19' (except Switch Cruise Limited)	295100975	\$999.99
	<ul style="list-style-type: none">Bright, sunlight-readable 7" (17.8 cm) touchscreen.Transducer not included, provides GPS function only.Features a quick-release bail mount for quick installation and removal.Preloaded worldwide basemaps and compatible with Bluechart® G3 coastal charts (sold separately).Share data and maps with select ECHOMAP devices on your network.	<ul style="list-style-type: none">Use built-in Wi-Fi® to pair with the free ActiveCaptain™ app for access to OneChart™, smart notifications,[†] Garmin Quickdraw™ Community data and more.Requires Harness (278003684) if installed along with other electrical accessories.	
Fish Finder and Depth Finder Garmin [†] GT15M-IH Transducer	All Switch models	295100972	\$339.99
	<ul style="list-style-type: none">Garmin's GT15M-IH In-Hull Mid-band CHIRP Transducer provides accurate depth readings even at high speed.Ideal for watercraft where you want to install the transducer inside a fiberglass hull and not on the transom.It can be used with a hull dead rise angle between 0 and 25 degrees and is excellent for watercraft traveling at high speeds.	<ul style="list-style-type: none">In-hull installation, no need to drill through the vessel; no drag.The 8-pin transducer with four plastic tanks features mid-band CHIRP traditional sonar (85-165 kHz) and has a power rating of 600 W.Requires Garmin[†] ECHOMAP™ UHD 72sv GPS.	
Depth Finder	All Switch models	295100872	\$449.99
	<ul style="list-style-type: none">Shows water depth below the hull.Simple plug-and-play installation.Integrates depth display into gauge menu.	<ul style="list-style-type: none">Does not require Garmin ECHOMAP GPS screen for installation.	
Heated Grips	All Switch models	295100812	\$239.99
	<ul style="list-style-type: none">Heated handlebar grips keep hands warm on cool rides.Five pre-set heat levels for optimal comfort.Replace existing grips with easy, slip-on design.	<ul style="list-style-type: none">Sea-Doo's renowned integrated palm rest design.Specially designed for marine conditions.Requires Harness (278003684) if installed along with other electrical accessories.	
High Capacity Battery Holder and Harness Kit	All Switch models	295100966	\$209.99
	<ul style="list-style-type: none">Allows you to install a Group 27 AGM battery that will give you the extra juice you'll need to power auxiliary electrical components like a sound system or GPS.Includes all necessary wiring and battery holder.Required Group 27 AGM battery not included.		
Ski and X Package Module	Switch, Switch Cruise	295100857	\$189.99
	<ul style="list-style-type: none">One module that includes both Ski and X Package functions:<ul style="list-style-type: none">Activates ski mode: Offers a choice of different preset acceleration curves for perfect launch every time when towing a skier or wakeboarder, plus steady tow speed.Activates X package functions on gauge. See X Package Module description to find out which X features it unlocks on your vehicle.	<ul style="list-style-type: none">User-friendly interface on gauge.Simple plug-in connection.Standard on Switch Sport models.Includes hardware necessary for installation.	

Flooring Accessories

Sun Pads	All Switch models	281300149 Rectangle	\$114.99
		281300046 Corner	\$114.99
		281300036 Square	\$89.99
		<ul style="list-style-type: none">• Provides the perfect place for relaxing in the sun with friends.• 25 mm pad thickness offers seat-like comfort.• Water-resistant material will not absorb water.• Durable, high-quality material is easy to maintain and resists fading, stains, mildew, as well as wear and tear.	
		<ul style="list-style-type: none">• Secured in place with plastic hooks, over-molded with polyurethane material for easy install and removal.• Customizable configuration with the Switch tile system.• Sold individually.	

Multi-surface Switch Modular Deck	Any flat surface	295100937	\$619.99
<div></div> <div><ul style="list-style-type: none">Instantly add versatility to your seating by moving Switch furniture to surfaces outside the boat.Installs on most types of flat surfaces from docks, decks, patios and more.Allows for installation of a variety of Switch furniture like tables, seats and sun pads with the same easy-to-use system as the pontoon.</div> <div><ul style="list-style-type: none">Allows for use of LinQ Modular Plate for use of LinQ accessories on your dock or preferred seating area.Easy-to-clean anti-slip surface.Includes four 18" x 18" (458 mm x 458 mm) tiles with beveled edges and installation hardware.</div>			

Deck Mat	Switch Compact	295101055	\$599.99
	Switch 16	295101053	\$769.99
	Switch 19	295101054	\$799.99
	Switch Sport Compact	295100819	\$599.99
	Switch Sport 18	295101023	\$539.99
	Switch Sport 21	295101056	\$639.99
<div></div> <div><ul style="list-style-type: none">Adds extra comfort for passengers with a stylish, modern look.Fast and easy to install, remove and customize configuration in seconds with exclusive Switch quick-attach tile system integration.8 mm thickness adds ideal padding for lounging, sunbathing and cruising for the whole family.</div> <div><ul style="list-style-type: none">Polyurethane material construction cleans easily and resists stains, fading and mildew.Anti-slip finish provides secure surface to stand on, even in wet conditions.</div>			




295101055




295100819




295101053



295101023





295101054





295101056


Furniture & Seating




Adjustable Table	All Switch models	295100784	\$229.99
<div></div> <div><ul style="list-style-type: none">Offers flexible comfort and convenience in a variety of adjustable heights and positions.Textured tabletop pattern adds grip to table surface to help items stay in place.Four cup holders to securely hold most sizes of beverages.Easily installs with Switch locking mechanism in three locations: front or rear of the boat, or on the swim platform.</div> <div><ul style="list-style-type: none">Top portion can also be used without pedestal when installed between two seats.Two LinQ Lite mounting points increase versatility and usable space by allowing LinQ Lite cup holders to be mounted on the side of the table.Dimensions: 22" x 18".Maximal height: 29" retractable to: 20".</div>			

Corner Table	All Switch models	295101052	\$299.99
<div></div> <div><ul style="list-style-type: none">Convenient corner table with two cup holders adds storage and versatility to overall floor plan.Multiple layout configurations thanks to exclusive Switch latching system.</div> <div><ul style="list-style-type: none">Easily removable in seconds to add more open floor space when desired.Easy-to-clean surface and perfect match for Switch's modern look.Sport Railing Backrest must be removed for installation on Switch Sport models.</div>			



Single Seat	All Switch models	295100982	\$399.99
<div></div> <div><ul style="list-style-type: none">Comfortable, versatile seat for one passenger.Capable of moving around the deck for a variety of layouts.Toolless installation and removal with the Switch latching system.Available handle adds security for bumpy rides.</div> <div><ul style="list-style-type: none">Marine-grade vinyl is easy to clean and stands up to sun and weather.Can be installed on the Multi-surface Switch Modular Deck (sold separately) for use outside your Switch.Seat Corner Backrest and Seat Side Panels can be added (sold separately) for a more finished layout.</div>			






Seat Side Panel	Single Seat	295101047 Right 295101046 Left	\$42.99 \$42.99
<div></div> <div><ul style="list-style-type: none">Closes the underseat storage space for a closed storage compartment.Seamless integration and easy installation.</div>			

Seat Corner Backrest	Single Seat	295100970 Right 295101045 Left	\$279.99 \$279.99
<div></div> <div><ul style="list-style-type: none">Create a corner seat or complete a longer bench for more seating.Padded lateral support provides optimal comfort.Available in both right- and left-handed orientation to fit your needs.Must be mounted to the side of a Switch Single Seat.</div> <div><ul style="list-style-type: none">Features a LinQ Lite Holder for Corner Backrest (295101044) that allows the installation of LinQ Lite accessories.</div>			






Driver Seat Bolster	Driver Seat	295101007	\$224.99
	<ul style="list-style-type: none">• Flip-up bolster adds 7" to driver seat for a higher seating position.• Perfect ergonomics for the captain over longer rides.• Marine-grade vinyl-coated polyester resists cracking, stains and mildew.• Quick, easy installation.• Standard on Switch Sport and Cruise models.		
Soft Armrest with Cup Holder		269003781	\$109.99
	<ul style="list-style-type: none">• Adds comfort plus a convenient cup holder for your beverage.• Ideal height for arm support while lying on the Sport Lounge.• Easy installation.		
Wind Deflector	All Switch models (2023 and prior)	281000025	\$114.99
	<ul style="list-style-type: none">• Windshield for the console adds comfort and deflects wind.• Perfect, no-compromise functional design.• Dark smoke tinted polycarbonate for an attractive, durable finish.• Dimensions: 13.5" x 10.2".		

Watersport Accessories








Wakeboard Holder	All Switch models	295100932	\$299.99
	<ul style="list-style-type: none">• Easy, safe onboard storage for your wakeboard.• Rail-mounted installation saves valuable floor space.• Robust quick-install system can be installed in a variety of locations for ultimate convenience.• Soft rubberized cushion protects board edge while underway.• Adjustable strap accommodates most sizes and styles of wakeboards and wakeskates.• Sold individually, each rack holds one wakeboard.		
Rearview Mirror	Switch models with Bimini Top	295100934	\$179.99
	Switch models without Bimini Top	295100777	\$179.99
	<ul style="list-style-type: none">• Ideal solution for rearview sight while towing.• Adjustable height and angle for the perfect view.• Wide angle mirror reduces blind spots.• Folds up when not in use.• High quality mirror for an undistorted view.• Securely clamps to the Bimini Top structure.• Dimensions: 4.4" x 9".• Standard on Switch Sport models.		

Shock Tube		295100662	\$24.49
	<ul style="list-style-type: none">• Protects passengers from ski rope kick-back and keeps it away from impellers.• Durable nylon covered closed-cell foam.		
Swim Platform	Switch 16', Switch 19'	295100780	\$599.99
	<ul style="list-style-type: none">• Adds 18" of platform space to the rear of the watercraft, outside the railing.• Easy access to water for swimming, tubing and other watersports.• Includes two retractable LinQ attachment points to allow for easy LinQ accessory installation and stows out of the way when not in use.• Allows for use of Adjustable Table accessory for true waterfront dining.• Compatible with Quick Attach Inflatable Holder to store inflatables.		
NEW Swim Platform	Switch 16', Switch 19' (2024)	295101286	\$1,699.99
	<ul style="list-style-type: none">• Adds 18" of platform space to the rear of the watercraft, outside the railing.• Easy access to water for swimming, tubing and other watersports.• Includes two retractable LinQ attachment points to allow for easy LinQ accessory installation and stows out of the way when not in use.• Allows for use of Adjustable Table accessory for true waterfront dining.• Compatible with Quick Attach Inflatable Holder to store inflatables.• The Swim Platform is now as large as the rear of the pontoon.		
Quick Attach Inflatable Holder	Switch Cruise 18', Switch Cruise 21', Switch Cruise Limited 21'	295101050	\$209.99
	<ul style="list-style-type: none">• Gives you a secure place to stash your tube without having to deflate it first.• Positioned outside of the boat, it stays out of the way while not in use.• Adjustable straps accommodate most sizes and shapes of inflatables.• Standard on Switch Sport Models.		
Wake and Ski Pylon	All Switch models	295100971	\$759.99
	<ul style="list-style-type: none">• High-rise tow pylon for the perfect ski or board pull.• Raises tow point by 23⁵/₁₆" (60 cm) to keep rope out of the water and provide optimal pull angle.• Easy install and removal.• Profiled tube made of extruded high-strength aluminum.		


Docking & Anchoring


LinQ Lite Fender Kit	All Switch models	295101277	\$199.99
	<ul style="list-style-type: none">Optimal protection for watercraft while docking.Full adjustable height to fit any dock.High quality, marine grade vinyl construction withstands dock impacts, resists sun fading and cracking.Easy to inflate to maintain proper air pressure.Unique LinQ stowage when not in use, stores vertically on rail out of the way.Fast, easy LinQ installation.Includes two LinQ Lite Fenders, two LinQ Lite Holder for Rail and ropes.Dimensions: 20" length, 7" diameter.Color: Grey.		
Speed Tie	All Switch models	295100778	\$399.99
	<ul style="list-style-type: none">The ultimate mooring line management system that frees up storage and floor space.Convenient, easy-access secure docking solution, fully integrated rope management system.3/8" (10 mm) double braided rope, 20' (6 m) at front and 20' (6 m) at rear.Installs at pontoon cleats.Up to four speed ties per pontoon. One kit each side.Sold in pairs.		
Docking Lights	All Switch models	295101083	\$299.99
	<ul style="list-style-type: none">Perfect low-light visibility for docking or loading at dusk.Low/high-beam intensity.Fixed bow-mounted installation.Control switch installed on console.Requires Harness (278003684) if installed along with other electrical accessories.		
Anchor Kit		295100821	\$279.99
	<ul style="list-style-type: none">Optimal anchoring solution for Switch pontoon for mooring in mud, sand, gravel and rock bottoms.Easily stows in dedicated Integrated Anchor Storage.Specifically designed for perfect integration and optimal performance for the Switch weight in several anchoring conditions.Rust-resistant vinyl-coated anchor and chain.Kit includes: Anchor (8 lb), 3/8" x 100' marine-grade black nylon rope with two stainless steel shackles and 1/4"x 4' high-quality PVC coated chain.		
Mooring Rope		295100825	\$25.99
	<ul style="list-style-type: none">Shock cushioned nylon rope ideal for mooring your Switch.25-foot length.Highly durable, high strength.		

Boating Essentials

Paddle		295101192 Black	\$91.99
		<ul style="list-style-type: none">• Lightweight retractable paddle.• Versatile T-handle provides grip and doubles as a docking hook.• Floats for added peace of mind.• Easily disassembled for quick stowage – storage strap included.• Extends from 69" – 87" (174 cm – 222 cm).	
Fire Extinguisher		295100833	\$33.99
		<ul style="list-style-type: none">• A requirement for any watercraft.• Designed to fit in any fire extinguisher case holder.• Ideal for grease, oil and electrical fires.• US and Canadian Coast Guard approved.	
Whistle		295500554	\$9.99
		<ul style="list-style-type: none">• Pealess whistle.• Produces an extremely loud, high, penetrating sound that can be heard over long distances.• Unaffected by water; just clear with one quick blow.	
Safety Equipment Kit		295100330	\$21.49
		<ul style="list-style-type: none">• This kit includes all the essentials for your watercraft.• 50' (15 m) of buoyant heaving line, bailer, whistle and watertight flashlight.	
RF Programmable D.E.S.S.™ Key		278003400 Yellow 278003401 Green (Learning Key)	\$60.99 \$68.99
		<p>All Switch models</p> <ul style="list-style-type: none">• Digitally Encoded Security System (D.E.S.S.) key's ball-and-socket design provides riders with easy and quick starts every time.• Anti-theft technology: the key communicates with the vehicle wirelessly, so the vehicle starts only when the key code matches the vehicle, for ultimate peace of mind.• The RF Programmable D.E.S.S. Key can also be programmed to limit the speed of the boat, enabling first time users and less experienced operators to learn how to operate it while gaining the necessary confidence and control.• Color options facilitate the differentiation between the programmed keys.• Can be used as replacement key or second key.	
RF Programmable D.E.S.S.™ Key Bracelet		278004088	\$67.99
			
Registration Kit		295100631	\$40.99
		<p>All Switch models</p> <ul style="list-style-type: none">• High-quality UV-resistant registration kit.• Easy to install without deformation, with a glue that will adhere to all surfaces.• Meets mandatory regulations for height, size and international laws.	

Covers

NEW Console Cover	All Switch models	295101195	\$189.99
	<ul style="list-style-type: none">Weather-resistant cover protects your console during storage and transportation.Made of heavy-duty UV-resistant solution-dyed polyester canvas.Soft inner lining prevents panel abrasion.Yellow fabric indicates handlebar position.Zippered openings allow easy access to the console's small storage space.Perfect fit for your console, with or without installed Garmin GPS.		

NEW Captain Seat Cover	All seats without armrest	295101250 · without armrests	\$119.99
	All seats with armrest	295101194 · with armrests	\$119.99
	<ul style="list-style-type: none">Weather-resistant cover protects your driver seat during storage and transportation.Made of heavy-duty UV-resistant solution-dyed polyester canvas with two vents.A logo indicates backrest top position for ease of installation.		



Mooring and Trailing Cover

Switch Compact	295101067	\$769.99
Switch 16'	295101069	\$869.99
Switch 19'	295101068	\$979.99
Switch Sport Compact	295101005	\$769.99
Switch Sport 18'	295101080	\$869.99
Switch Sport 21'	295101081	\$979.99
Switch Cruise 18'	295100783	\$879.99
Switch Cruise 21', Switch Cruise Limited 21'	295100964	\$979.99

- Heavy-duty, UV-resistant polyester canvas mooring cover keeps Switch interior dry and protected.
- Innovative clip system makes for easy, fast installation, and allows LinQ Lite accessories to remain attached to the rails while cover is in use.
- Interior pole system keeps cover elevated and prevents water pooling on the cover.
- Air vents at the front and rear allow increased air circulation.
- Compatible with Switch bimini tops.
- Includes everything needed for immediate use.



Front Trailing Cover	All Switch models	295100782	\$289.99
<ul style="list-style-type: none">Protects front hull and panels from dirt, insects and other debris while trailering.Simple installation by attaching to trailer and Switch mooring cleats.Provides full watercraft coverage when paired with Switch Mooring Cover while trailering.Polyurethane coating makes cleaning fast and easy.			

Replacement Parts

NAME	COMPATIBILITY	SKU	PRICE
Bimini Top Replacement Canvas	Switch Sport, Cruise and Cruise Limited models	281300691	\$339.99
Sport Railing Backrest	Switch Sport models	269003678	\$109.99
Double Tile Cap		291005630	\$5.59
Tile Cap		291004897	\$3.39

CLEAR-VIEW SIDE PANELS REPLACEMENT PARTS

- 1

Clear-View Side Panels Replacement – Rear

Switch Compact, Switch 16' and Switch 19'

281300697

\$149.99

Switch Sport Compact, Switch Sport 18', Switch Sport 21', Switch Cruise 18' and Switch Cruise 21'

295101122

\$129.99
- 2

Clear-View Side Panels Replacement – Left Rear

Switch Compact, Switch 16' and Switch 19'

295101116

\$149.99

Switch Sport Compact, Switch Sport 18', Switch Sport 21', Switch Cruise 18' and Switch Cruise 21'

295101114

\$129.99
- 3

Clear-View Side Panels Replacement – Right Rear

Switch Compact, Switch 16' and Switch 19'

295101117

\$149.99

Switch Sport Compact, Switch Sport 18', Switch Sport 21', Switch Cruise 18' and Switch Cruise 21'

295101115

\$129.99



- 1

Clear-View Side Panels Replacement – Front

All Switch models
281300692
\$114.99
- 2

Clear-View Side Panels Replacement – Left Side

Switch 16', Switch Sport 18', Switch Cruise 18'
281300694
\$419.99
Switch Compact, Switch Sport Compact
281300698
\$479.99
Switch 19', Switch Sport 21', Switch Cruise 21'
281300701
\$369.99
- 3

Clear-View Side Panels Replacement – Right Side

Switch 16', Switch Sport 18', Switch Cruise 18'
295101300
\$409.99
Switch Compact, Switch Sport Compact
295101299
\$379.99
Switch 19', Switch Sport 21', Switch Cruise 21'
295101301
\$489.99



Parts & Maintenance

Parts & Maintenance

45	Parts
46	Engine Oils
46	Functional Fluids
47	Lubricants
50	Cleaning and Care Products

Parts & Maintenance



Sea-Doo limited warranty* 1-Year on BRP Parts

*Purchased at an authorized BRP dealership/distributor or on a BRP-authorized online store. Unless otherwise stipulated or required by law. Other exclusions may apply. See complete limited warranty or contact your authorized Sea-Doo dealer. This limited warranty does not apply to factory-installed accessories.


Parts

Batteries	MY24	Yuasa	30 amps (BBPM7230L) (Not illustrated)	515176151	\$209.99
	MY23	Haiju	21 amps (HTX24HL-FA)	219800519	\$134.99
<div></div> <div><ul style="list-style-type: none">• Factory activated.• Permanently sealed and non-spillable.• Made from absorbent glass mat (AGM).</div>					
Impeller	130 or 170 HP – vehicle 13' length			267001083	\$369.99
	130 or 170 HP – vehicle 16' or 19' length			267001081	\$369.99
	230 HP			267001085	\$469.99
<div></div> <div><ul style="list-style-type: none">• High performance impellers designed specifically to enhance engine performance and calibration.• Offers a perfect fit with wear ring and driveshaft components.</div>					
Wear Ring	100, 130 and 170 HP			267000419	\$79.99
	230 HP			267000917	\$79.99
<div></div> <div><ul style="list-style-type: none">• Simple, cost effective way to keep the pump system operating like new.• Restore tight clearance to your impeller.• Reduce cavitation and recover lost performance caused by a worn ring.</div>					
Sacrificial Anodes				271001942	\$17.99
<div></div> <div><ul style="list-style-type: none">• Sacrificial anodes are specifically designed to protect parts of your personal watercraft that are underwater from galvanic corrosion.• Like the name implies, they essentially "sacrifice" themselves by absorbing the electrochemical process of corrosion to prevent metal components like the impeller, jet pump nozzle or engine from being "eaten away" instead.• Galvanic corrosion can cause major damage if not controlled.• Inspect your sacrificial anode at least once a month.• Replace it when it is 50% depleted.</div>					
Oil Filter				420956744 Rotax 1500 cc and more engines	\$19.99
<div></div> <div><ul style="list-style-type: none">• Ask your certified BRP dealer to match the right parts to your model.</div>					
NGK [†] Spark Plug	DCP-R8E			715900637	\$5.69
<div></div> <div><ul style="list-style-type: none">• BRP dealers carry the full line of premium NGK Spark Plugs for Sea-Doo watercraft.</div>					







Engine Oils

XPS 4T 5W-40 Synthetic Blend Oil Change Kit		9779251 Rotax 1500 cc and more engines
	<ul style="list-style-type: none">• Ultra-convenient “all-in-one” oil change kit saves time and money.• Includes XPS Synthetic or Synthetic Blend Oil, oil filter, O-rings and washer.	
XPS 4T 5W40 Synthetic Blend Oil		9779133 1 qt / 0.946 L 9779134 1 US gal / 3.785 L
	<ul style="list-style-type: none">• Designed for high-performance off-road, on-road, personal watercraft and jet propulsion 4-stroke engines, including turbo or supercharged powersport engines.• Off-road formula with premium antiwear and anti-corrosion additives.	<ul style="list-style-type: none">• Provides superior engine and transmission protection against rust and corrosion even in extreme conditions.

Functional Fluids

Extended Life Pre-mixed Coolant		9779150 1 qt. / 0.946 L
	<ul style="list-style-type: none">• Antifreeze/coolant contains the correct dilution and the necessary additives to prevent corrosion and inhibit cavitation in BRP cooling systems.• Long-life, 5-year formula specially formulated for BRP vehicles.	<ul style="list-style-type: none">• Superior heat transfer.• Ideal replacement for vehicles that normally use a 2-year antifreeze/coolant (green).• 5-year (orange).

Lubricants

Synthetic Grease		9779702 14 fl. oz. / 400 g
	<ul style="list-style-type: none">• Recommended for marine applications.• This synthetic grease provides the best wear protection and water resistance available.	
Synthetic Jet Pump Oil		9779221 6 fl. oz. / 178 ml
	<ul style="list-style-type: none">• Synthetic Jet Pump Oil uses a unique combination of synthetic base stocks and additives that allow higher loads, superior shear stability and reduced oxidation compared to other synthetics and conventional API GL-5 oils.	<ul style="list-style-type: none">• Recommended for use in Sea-Doo jet pumps requiring oil.
Jet Pump Bearing Grease		9779703 3.7 fl. oz. / 110 ml
	<ul style="list-style-type: none">• Specially made for high performance jet propulsion systems.• High-performance grease formulated to resist and repel water.	<ul style="list-style-type: none">• Prevents the spread of surface oxidation which causes rust and corrosion.
XPS Spline Grease		9779704
(Not illustrated)	<ul style="list-style-type: none">• XPS Spline Grease All-Weather is an enhanced formulation using a balance of molybdenum disulfide and surface modified synthetic graphite combined to provide protection for a wide variety of applications over a wide temperature range.	<ul style="list-style-type: none">• XPS Spline Grease All-Weather eases assembling and dismantling, saving man hours. It assures protection against rust, oxidation, and corrosion. It will not harden, evaporate, or settle out; and it requires no thinning.
Anti-Corrosive Lubricant		9779166 14 fl. oz. / 400 g
	<ul style="list-style-type: none">• Multipurpose lubricant that can also be used to prevent rust, corrosion and moisture intrusion.• It contains extreme pressure additives that work as an all-around lubricant for just about anywhere lubrication is needed.	
XPS Storage Oil		9779173 12 fl. oz. / 350 g
	<ul style="list-style-type: none">• High-performance fogging oil designed to protect internal engine parts from rust and corrosion.• It coats engine internals throughout the whole storage period and is burned away through combustion when engine is started.	<ul style="list-style-type: none">• Protects engines during non-use or storage.• Burns complete upon start up.
Fuel Stabilizer		9779171 8 fl. oz. / 236 ml
	<ul style="list-style-type: none">• Ethanol-compatible and will stabilize fuel in your tank to keep it from breaking down and causing hard starting, throttle hesitation and poor run quality.	<ul style="list-style-type: none">• Ethanol attracts moisture, and this product contains powerful anti-corrosion additives to protect fuel system components.• Prevents problems associated with E10 fuels.

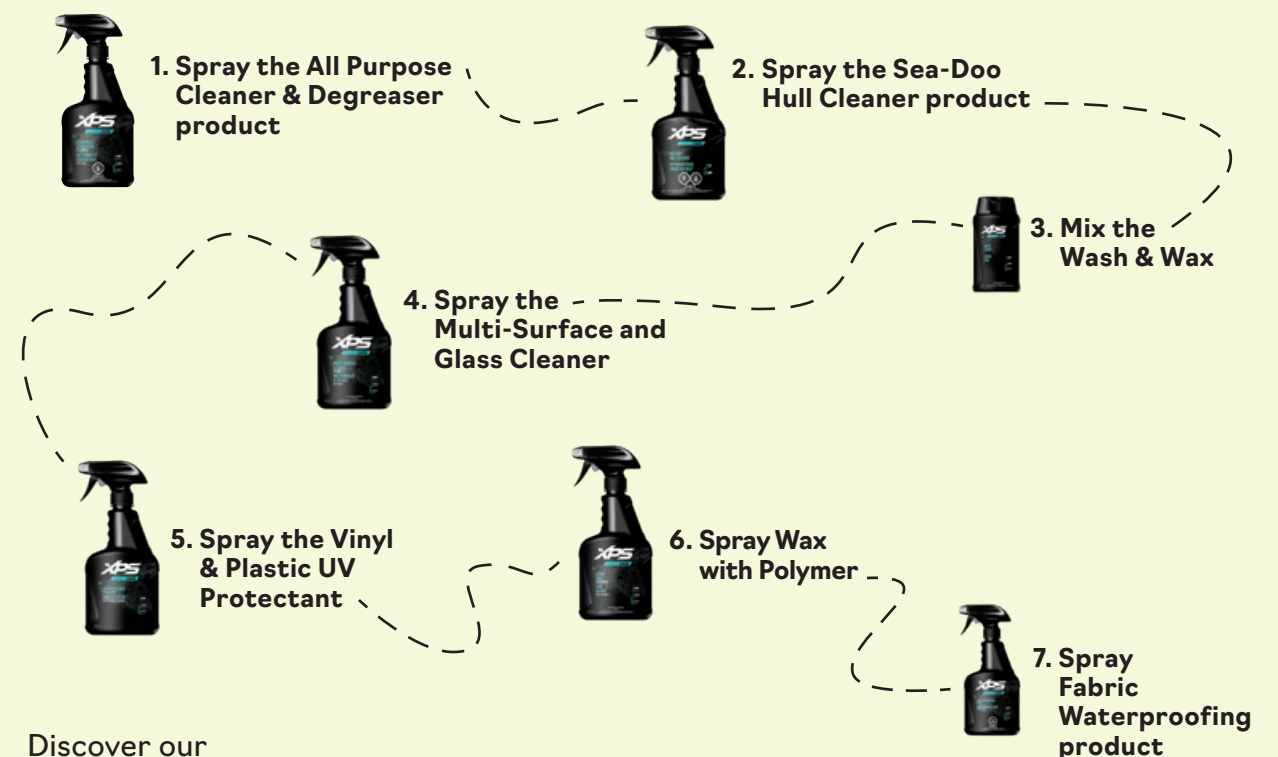


XPSLUBRICANTS.COM



HOW TO USE THEM

1. **Spray the All Purpose Cleaner & Degreaser product** directly on surface, use a soft brush for stubborn dirt, wipe off with a dry or wet cloth. Rinse with water if needed. (9779313 – 22 fl. oz. / 650 ml, 9779314 – 2 qt. / 1.89 L)
2. **Spray the Sea-Doo Hull Cleaner product** directly on hull and allow 2 to 4 minutes to work, then scrub with a brush. Immediately rinse thoroughly with water, ideally with a pressure washer. (9779309 – 22 fl. oz. / 650 ml)
3. **Mix the Wash & Wax** in 30 ml (1 oz) of cleaner for every 4 L (1 gallon) of water used. Scrub the hull and deck with a clean wash mitt or soft brush and rinse thoroughly with water. (9779310 – 16 fl. oz. / 473 ml, 9779311 – 22 fl. oz. / 650 ml)
4. **Spray the Multi-Surface and Glass Cleaner** directly on surface and wipe off excess with a clean, soft cloth. (9779316 – 22 fl. oz. / 650 ml)
5. **Spray the Vinyl & Plastic UV Protectant** on surfaces and spread evenly with a dry and clean cloth. Allow five minutes for product to penetrate and wipe any excess with an additional cloth. Allow one to two hours for drying process to be complete. (9779317 – 22 fl. oz. / 650 ml)
6. **Shake well before using the Wax with Polymer.** Ensure that the boat or PWC has been properly cleaned and is completely dry before application. Using a dry wax applicator, apply a thin layer over gelcoat and allow 30 minutes to dry, then wipe with a clean and dry microfiber cloth. Product can be applied with a rotative or orbital buffer. (9779320 – 22 fl. oz. / 650 ml)
7. **Spray Fabric Waterproofing product** on your textile. Fabric must be clean, free of detergent and completely dry before applying waterproofing. Spray product evenly until fabric is uniformly wet. Allow 1 hour to dry. (9779321 – 16 fl. oz. / 473 ml)





Discover our
care products online

Cleaning and Care Products

Eco-friendly Hull Cleaner		9779300 33 fl. oz. / 946 ml 9779301 2 qt. / 1.89 L
		<ul style="list-style-type: none">Removes tough hull and waterline stains from scum, algae, rust and more while being gentle on the environment.Deep cleaning formula dissolves grime without heavy scrubbing and is safe for fiberglass, gelcoat, and painted surfaces of your hull.
All-Purpose Cleaner & Degreaser		9779313 22 fl. oz. / 650 ml 9779314 2 qt. / 1.89 L
		<ul style="list-style-type: none">Works above and below deck on tough stains, grease and grime.Effective on vinyl for mold and mildew too.This fast-acting phosphate free eco-friendly formula is safe on all boat surfaces.
Multi-Surface & Glass Cleaner		9779316 22 fl. oz. / 650 ml
		<ul style="list-style-type: none">Waterless all-purpose polymer cleaning solution for vinyl, paint, glass, plastic and chrome.Removes grime easily and leaves a thin protective layer, making future cleaning easier.Dries quickly with no streaks or marks left behind.
Wash & Wax		9779310 16 fl. oz. / 473 ml 9779311 2 qt. / 1.89 L
		<ul style="list-style-type: none">One step wash and wax is eco-friendly and biodegradable.Contains wax and polymers to leave a brilliant shine.Safe and effective for all boat surfaces including non-skid, vinyl and canvas.Low suds formula rinses easily.
Wax & Sealant Nano-polymer		9779319 16 fl. oz. / 473 ml
		<ul style="list-style-type: none">Premium polish and sealant for gelcoat, fiberglass and painted surfaces using nanotechnology for surface penetration and adhesion.Superior blend of two cross linked polymers, pure wax and silicone for the ultimate shine and long-lasting protection.Unmatched resistance to marine contaminants like UV rays, salt spray, water spots, bird droppings and insects.
Vinyl & Plastic UV Protectant		9779317 16 fl. oz. / 473 ml
		<ul style="list-style-type: none">Powerful UV blockers protect boat surfaces.Leaves a clean, non-greasy, satin finish that restores color and luster and prevents fading and cracking.Perfect for synthetic and natural rubber, plus it works on fiberglass, gelcoat and most plastic.Anti-static properties repel dust and grime.

Visit xpslubricants.com for more details.

Spray Wax With Polymer		9779320 16 fl. oz. / 473 ml
		<ul style="list-style-type: none">This nanotechnology approach combines polymers and wax for superior shine and protection that penetrates and adheres better to outperform other waxes.This premium product is perfect for acrylic surfaces, fiberglass, gelcoat, paint or plastic boat surfaces for a long-lasting protective barrier from the elements including the sun's UV rays.Safe to use even in direct sunlight.
Fabric Waterproofing		9779321 22 fl. oz. / 650 ml
		<ul style="list-style-type: none">Restores and preserves boat canvas and fabrics to keep them performing like new.Unique fluoropolymer formula restores water repellency, adds UV protection and stain protection and prevents color fading and premature aging of boat fabrics.Safe for natural and synthetic fibers, does not affect the fabric's feel, color or breathability.

Visit xpslubricants.com for more details.

SEA-DOO SWITCH CLEANING 101

- 1

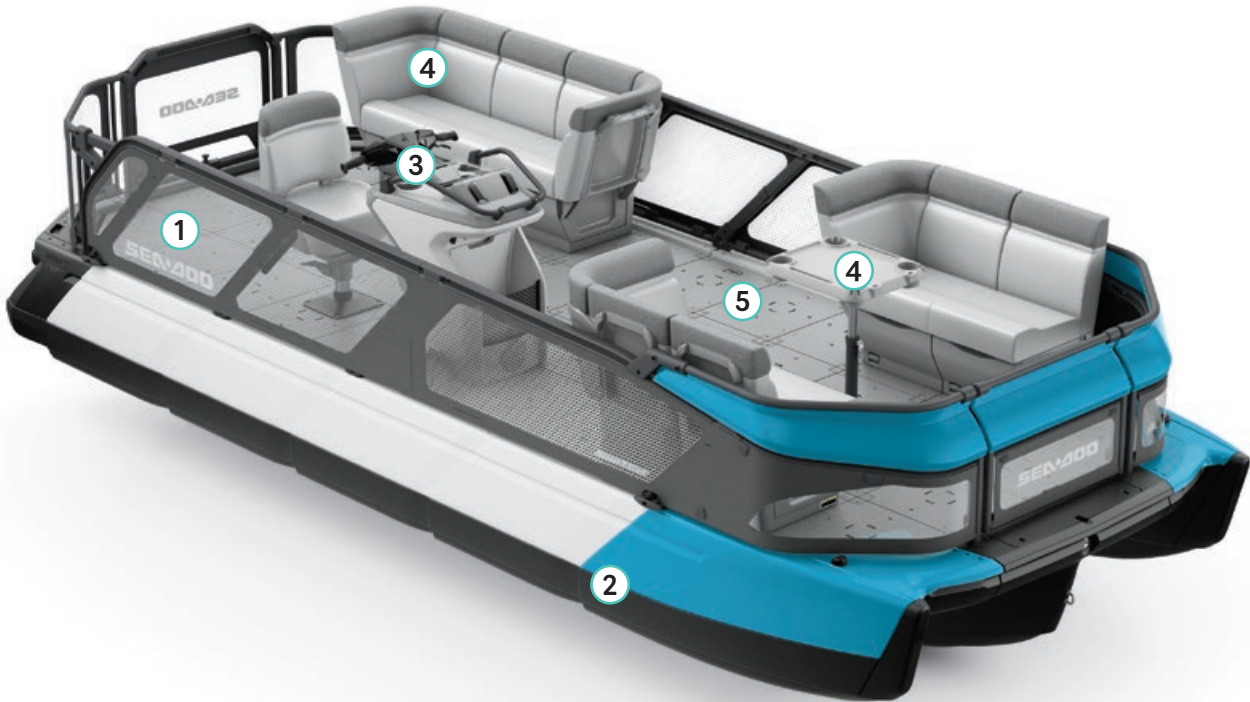
Clear-view side panels
CLEAN & PROTECT: XPS Multi-surface & Glass Cleaner 9779316
- 2

Hull
LIGHT CLEANING: XPS Wash & Wax 9779310
STUBBORN DIRT: XPS Eco-friendly Hull Cleaner 9779300
PROTECT: XPS Vinyl & Plastic UV Protectant 9779317
- 3

Console area
CLEAN & PROTECT: XPS Multi-surface & Glass Cleaner 9779316
- 4

Furniture
LIGHT CLEANING: XPS Multi-surface & Glass Cleaner 9779316
STUBBORN DIRT: XPS All-Purpose Cleaner and Degreaser 9779313
PROTECT: XPS Vinyl & Plastic UV Protectant 9779317
- 5

Deck, deck mats and sun pads
LIGHT CLEANING: XPS Wash & Wax 9779310
STUBBORN DIRT: XPS All-Purpose Cleaner and Degreaser 9779313



Notes

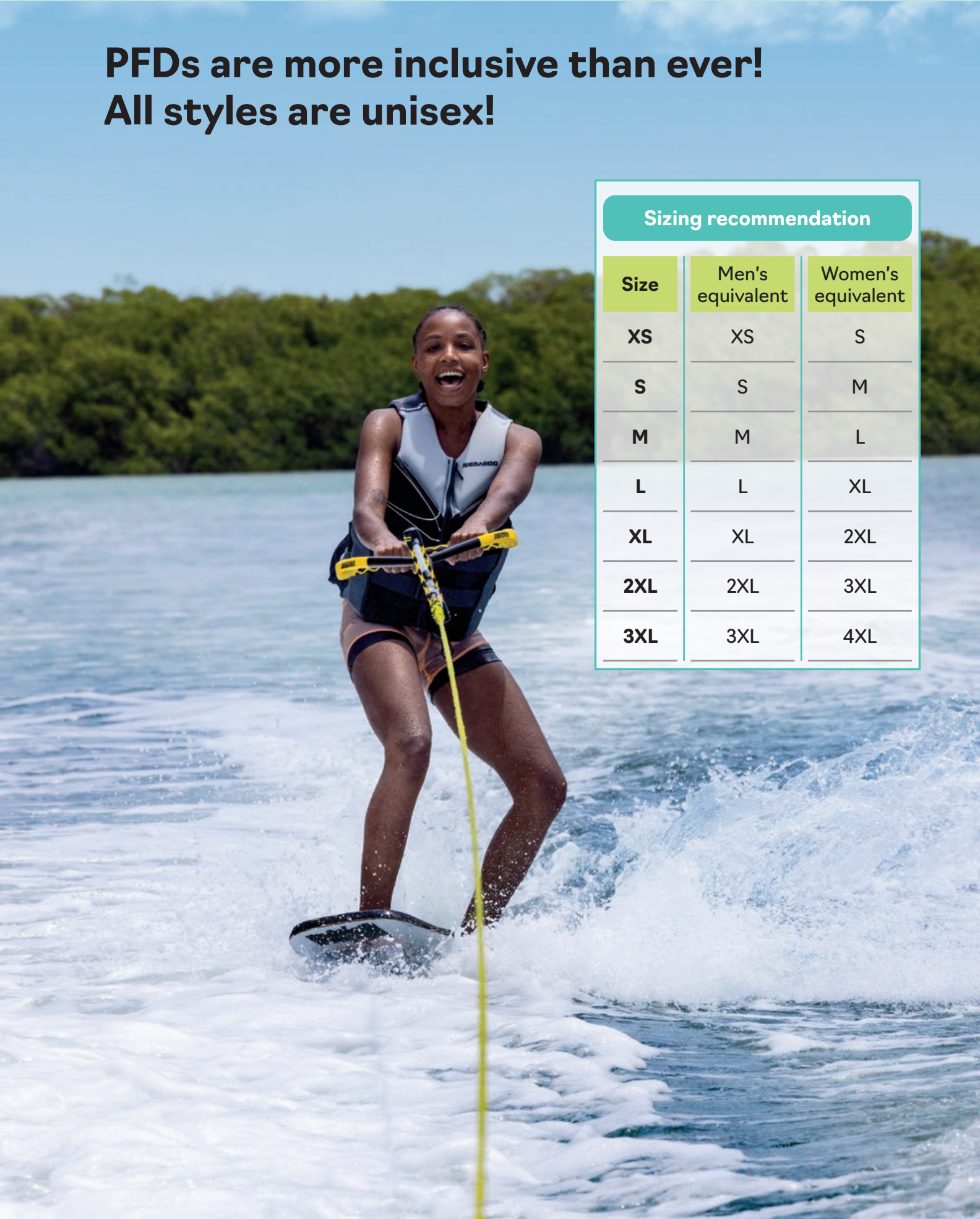


Apparel

- 55 PFD Size Chart
- 56 PFD Guide
- 58 Personal Flotation Devices
- 64 Rashguards
- 67 UV Protection
- 68 Floatable Collection
- 69 Headwear
- 71 Get the Adventure Look
- 72 Footwear
- 74 Eyewear
- 76 From Dawn to Dusk on the Boat
- 77 Sportswear
- 84 Towels and Ponchos
- 86 Play & Licensing Products
- 89 Sizing Chart

PFDs are more inclusive than ever!
All styles are unisex!

Sizing recommendation		
Size	Men's equivalent	Women's equivalent
XS	XS	S
S	S	M
M	M	L
L	L	XL
XL	XL	2XL
2XL	2XL	3XL
3XL	3XL	4XL



FIND YOUR PERFECT FIT

Personal Flotation Devices

Choosing the right personal flotation device depends on how you like to ride. Should you prioritize comfort or ease of movement, weight or price? What's your preferred material? Help is here: this chart answers all your questions. There's more to our life jackets than meets the eye. Our collection proves safety can be stylish with a look-good, feel-good option for every type of adventure.

OUR PFDs AT A GLANCE

Comb through this chart to determine the life jacket that best fits your Sea-Doo Life. There's one for every type of rider – what's yours?

All our PFDs have large armholes for riding comfort and are Coast Guard approved!

EXPLORER AIRFLOW

Where comfort meets adventure

AIRFLOW

For ultimate comfort

FREEDOM

For freedom of movement



Quick-Dry
Comfort Level
Ease of Movement
Price
Material: Ecoprene
Fit: Athletic Fit



Quick-Dry
Comfort Level
Ease of Movement
Price
Material: Ecoprene
Fit: Athletic Fit



Quick-Dry
Comfort Level
Ease of Movement
Price
Material: Ecoprene
Fit: Athletic Fit

EXPLORER

For any adventure



Quick-Dry
Comfort Level
Ease of Movement
Price
Material: Ripstop Nylon
Fit: Regular Fit

MOTION

Durable yet comfortable



Quick-Dry
Comfort Level
Ease of Movement
Price
Material: Polyester
Fit: Regular Fit

NAVIGATOR

The affordable option



Quick-Dry
Comfort Level
Ease of Movement
Price
Material: Polyester
Fit: Regular/Dual Size

BOATING ONLY

TYPE II ADULT LIFE JACKET – 4 PACK

For everyday activities



JR & KIDS FREEDOM

For your teens and kids



Quick-Dry
Comfort Level
Ease of Movement
Price
Material: Polyester
Fit: Athletic Fit

KIDS SANDSEA

For your younger kids



Quick-Dry
Comfort Level
Ease of Movement
Price
Material: Polyester
Fit: Regular Fit



Explorer Airflow PFD

The perfect combination between the convenience of the Explorer and the comfort of the Airflow PFD. Whether you are passionate about fishing or a touring enthusiast, you will find what you are looking for.

- 1 Ultra-durable ecoprene outer shell.
- 2 Airflow system.
- 3 Lumbar comfort zone.
- 4 Mesh panel.
- 5 Camera mount.
- 6 Whistle.
- 7 Handheld VHF radio holder.
- 8 Multiple pockets.
- 9 Armholes cut large for riding comfort.
- 10 Coast Guard approved.



Personal Flotation Devices

UNISEX – PERSONAL FLOTATION DEVICE



Hi-Vis Yellow (26)

Orange (12)

NEW Sea-Doo Explorer Airflow PFD
287007 XS, S, M, L, XL, 2XL, 3XL \$159.99

NEW Explorer Airflow PFD
287009 XS, S, M, L, XL, 2XL, 3XL \$159.99

- Soft and light PFD with an ultra-durable ecoprene outer shell.
- Environmentally friendly ecoprene material that is rubber free, flexible, lightweight, breathable and quick dry.
 - Vest interior constructed of eco-friendly 100% PVC-free Gaia foam.
 - AIRFLOW SYSTEM: Interior EVA molding that keeps the life jacket's surface away from the skin.
 - LUMBAR COMFORT ZONE: Extra foam padding to minimize the pressure on your lower back while bolstering support.
 - MESH PANEL: Drain away excess water for quick drying and thermal regulated comfort.
 - Comfortable fit.
 - YKK front zipper.
 - Side panels in stretch lining fabric for improved comfort.
 - Armholes cut large for riding comfort.
 - Camera mount.
 - Whistle.
 - Handheld VHF radio holder.
 - Loop at back of neck to attach your goggles to your vest.
 - D-ring for key lanyard.
 - Multiple pockets.
 - Coast Guard approved.



Hi-Vis Yellow (26)

NEW Airflow Sunset Edition PFD
287011 XS, S, M, L, XL, 2XL, 3XL \$139.99

- Soft and light PFD with an ultra-durable ecoprene outer shell.
- Environmentally friendly ecoprene material that is rubber free, flexible, lightweight, breathable and quick dry.
 - Vest interior constructed of eco-friendly 100% PVC-free Gaia foam.
 - AIRFLOW SYSTEM: Interior EVA molding that keeps the life jacket's surface away from the skin.
 - LUMBAR COMFORT ZONE: Extra foam padding to minimize the pressure on your lower back while bolstering support.
 - MESH PANEL: Drain away excess water for quick drying and thermal regulated comfort.
 - Comfortable fit.
 - YKK front zipper.
 - Side panels in stretch lining fabric for improved comfort.
 - Armholes cut large for riding comfort.
 - Loop at back of neck to attach your goggles to your vest.
 - D-ring for key lanyard.
 - Coast Guard approved.

UNISEX – PERSONAL FLOTATION DEVICE



Black (90)



Grey (09)

Sea-Doo Airflow PFD
285984 XS, S, M, L, XL, 2XL, 3XL

\$129.99



Black (90)

Airflow PFD
285998 XS, S, M, L, XL, 2XL, 3XL

\$129.99



Orange (12)



Lava Red (17)



Blue (80)



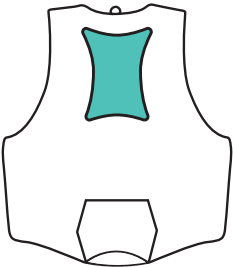
Hi-Vis Yellow (26)

Sea-Doo Airflow Sunset Edition PFD
285988 XS, S, M, L, XL, 2XL, 3XL

\$139.99

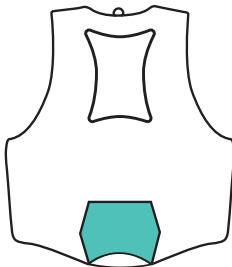
Our most popular PFD. Lightweight, low-profile ecoprene design for all-day comfort.

- Environmentally friendly ecoprene material that is rubber free, flexible, lightweight, breathable and quick dry.
- Vest interior constructed of eco-friendly 100% PVC-free Gaia foam.
- AIRFLOW SYSTEM: Interior EVA molding that keeps the life jacket's surface away from the skin.
- LUMBAR COMFORT ZONE: Extra foam padding to minimize the pressure on your lower back while bolstering support.
- MESH PANEL: Drain away excess water for quick drying and thermal regulated comfort.
- Comfortable fit.
- YKK front zipper.
- Side panels in stretch lining fabric for improved comfort.
- Loop at back of neck to attach your Sea-Doo goggles to your vest.
- D-ring for key lanyard.
- Sea-Doo and BRP branded versions.



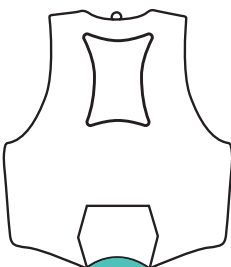
AIRFLOW SYSTEM

Keeps the life jacket's surface away from the skin for a drier, more comfortable ride.



LUMBAR COMFORT ZONE

Extra padding to minimize the pressure on your lower back and bolster support.



MESH PANEL

Drain away excess water for quick drying and thermal-regulated comfort.



Lava Red (17)



Blue (80)



Black (90)



Teal (74)

Sea-Doo Freedom PFD
285980 XS, S, M, L, XL, 2XL, 3XL

\$89.99

PFD designed to give the wearer maximum mobility and exceptional comfort.

- Environmentally friendly ecoprene material that is rubber free, flexible, lightweight, breathable and quick dry.
- Combination of PVC and polyethylene foam inserts.
- LUMBAR COMFORT ZONE: Extra foam padding to minimize the pressure on your lower back while bolstering support.
- MESH PANEL: Drain away excess water for quick drying and thermal regulated comfort.
- Comfortable fit.
- YKK front zipper.
- Segmentations at front and back for better comfort and ease of movement.
- Side panels in stretch lining fabric for improved comfort.
- Loop at back of neck to attach your Sea-Doo goggles to your vest.
- D-ring for key lanyard.



Aqua (76)



Lava Red (17)



Black (90)

Sea-Doo Freedom Stream PFD
287001 XS, S, M, L, XL, 2XL, 3XL

\$89.99



Green (70)

Explorer PFD
285996 XS, S, M, L, XL, 2XL, 3XL, 4XL

\$89.99

Adventure-ready PFD with pockets and added safety features.

- Heavy-duty rip-stop nylon material.
- Polyethylene foam inserts.
- Segmented foam at lower back for increased comfort while seated.
- Camera mount.
- Whistle.
- Handheld VHF radio holder.
- Loop at back of neck to attach your Sea-Doo goggles to your vest.
- D-ring for key lanyard.
- Multiple pockets.
- Sea-Doo and BRP branded versions.



Black (90)

Explorer PFD
285964 XS, S, M, L, XL, 2XL, 3XL, 4XL

\$89.99

UNISEX – PERSONAL FLOTATION DEVICE



Navy (89) Black (90)



Blue (80) Grey (09)



Grey (09) Ice (38) Hi-Vis Yellow (26)

NEW Sea-Doo Motion PFD
285976 XS, S, M, L, XL, 2XL, 3XL, 4XL \$54.99

- PFD with a ultra-durable nylon outer shell.
- Heavy-duty nylon material.
 - Polyethylene foam inserts.
 - Segmented foam at back bottom for increased comfort while seated.
 - Armholes cut large for riding comfort.
 - Loop at back of neck to attach your Sea-Doo goggles to your vest.
 - Shell: 100% nylon.
 - Insulation: 100% expandable polyethylene.

NEW Sea-Doo Navigator PFD
285974 XS, S/M, L/XL, 2XL/3XL \$39.99

- PFD with a ultra-durable polyester outer shell.
- Polyethylene foam inserts.
 - Dual-sized for easy sharing.
 - Comfortable fit.
 - Armholes cut large for riding comfort.
 - Loop at back of neck to attach your Sea-Doo goggles to your vest.
 - D-ring for key lanyard.
 - Shell: 100% polyester.
 - Insulation: 100% expandable polyethylene.



BOATING ONLY



Orange (12)

Type II Adult Life Jackets – 4 pack
285982 One size \$59.99

- Set of four orange Type II life jackets for boating.
- Ideal in calm, inland areas for boating, not approved for PWC.
 - Fits adult: 90 lb+, 30"-50" chest.
 - PFDs come in a clear storage bag that features a mesh opening for ventilation and a carrying strap for easy transport.
 - Shell: 100% polyester.
 - Insulation: 50% PVC, 50% expandable polyethylene.



Yellow (10)

Sea-Doo Throwable Foam Cushion
287006 One size UNITED STATES ONLY \$19.99

- U.S. Coast Guard approved Type IV throwable flotation device.
- Polyester outer shell withstands abrasion.
 - Throwable flotation device that can be used as a comfortable seat cushion.

JUNIOR AND KIDS' – PERSONAL FLOTATION DEVICE



Hi-Vis Yellow (26) Black (90)

Sea-Doo Junior Freedom PFD
285972 L (55-88 lb) (25-40 kg) \$64.99

- PFD made of ultra-durable ecoprene outer shell for kids.
- Environmentally friendly ecoprene material that is rubber free, flexible, lightweight, breathable and quick dry.
 - Ease of movement.
 - Secure and comfortable silhouette.
 - Combination of PVC and polyethylene foam inserts.
 - YKK front zipper.
 - Armholes cut large for riding comfort.
 - Shell: 100% polyester.
 - Insulation: 50% PVC, 50% expandable polyethylene.



Hi-Vis Yellow (26) Black (90)

Sea-Doo Kids' Freedom PFD
287004 M (33-55 lb) (15-25 kg) \$64.99

KIDS' – PERSONAL FLOTATION DEVICE



Navy (89)

Sea-Doo Kids' Sandsea PFD
285949 S (0-30 lb) (0-14 kg) \$29.99

- PFD made of heavy-duty polyester outer shell for kids.
- Heavy-duty polyester material.
 - Polyethylene foam inserts.
 - Armholes cut large for comfort.
 - Life jacket size Small: comes with Coast Guard approved pillow. Certified for general boating use, not PWC.
 - Coast Guard approved.
 - Shell: 100% polyester.
 - Insulation: 100% expandable polyethylene.

*The Large version does not have a strap between the legs.



Charcoal Grey (07)

Sea-Doo Kids' Sandsea PFD
285950 M (33-55 lb) (15-25 kg), L (55-88 lb) (25-40 kg)* \$29.99

Rashguards

MEN'S – RASHGUARDS



Black (90)

NEW Long Sleeve Rashguard Performance
288057 S, M, L, XL, 2XL \$59.99

- Long Sleeve Performance Rashguard perfect for protecting you during your Sea-Doo ride.
- 87% polyester, 13% spandex.
 - 210 gsm.
 - UV protection – 50 UPF.
 - 4-way stretch.
 - Quick dry.
 - Fitted fit.
 - Sea-Doo logo at front and printed artwork at back.



White (01) Royal Blue (83)

Long Sleeve Rashguard Performance
454665 S, M, L, XL, 2XL \$59.99

- Ultimate lightweight protection from sun and spray with an athletic fit.
- 87% polyester, 13% spandex.
 - 210 gsm.
 - UV protection – 50 UPF.
 - 4-way stretch.
 - Quick dry.
 - Athletic fit.
 - Sea-Doo logo on sleeve.



Smoke (57) Navy (89) Lava Red (17)

Short Sleeve Rashguard Performance
454666 S, M, L, XL, 2XL \$39.99

- Lightweight protection from sun and spray with an athletic fit and short sleeves.
- 87% polyester, 13% spandex.
 - 210 gsm.
 - UV protection – 50 UPF.
 - 4-way stretch.
 - Quick dry.
 - Athletic fit.
 - Sea-Doo logo at shoulder.



Charcoal Grey (07) Navy (89)

NEW Fashion Long Sleeve Rashguard Signature
288056 S, M, L, XL, 2XL \$44.99

- Long Sleeve Rashguard with loose fit.
- 87% polyester, 13% spandex.
 - 210 gsm.
 - UV protection – 50 UPF.
 - 4-way stretch.
 - Quick dry.
 - Large Sea-Doo logo on the sleeve.



Black (90) Army Green (77) Lava Red (17)

Long Sleeve Rashguard Signature
454459 S, M, L, XL, 2XL \$44.99

- Long Sleeve Rashguard with loose fit.
- 87% polyester, 13% spandex.
 - 210 gsm.
 - UV protection – 50 UPF.
 - 4-way stretch.
 - Quick dry.
 - Sea-Doo logo at center chest.



Blue (80) Ice (38)

Hi-Vis Yellow (26) Black with Graphics (94)

Short Sleeve Rashguard Signature
454487 S, M, L, XL, 2XL \$34.99

- Short Sleeve Rashguard with loose fit.
- 87% polyester, 13% spandex.
 - 210 gsm.
 - UV protection – 50 UPF.
 - 4-way stretch.
 - Quick dry.
 - Sea-Doo logo at center chest.

LADIES' – RASHGUARDS



Navy (89) Violet (41)

Ladies' One-Piece-Suit Rashguard
454672 S, M, L, XL \$99.99

- Long sleeve One-Piece-Suit Rashguard perfect for protecting you during your Sea-Doo ride.
- 87% polyester, 13% spandex.
 - 210 gsm.
 - UV protection – 50 UPF.
 - 4-way stretch.
 - Quick dry.
 - Back zipper with long tape for easy pull-on.
 - Sea-Doo logo at left chest.



Ice (38) Royal Blue (83)

Ladies' Long Sleeve Rashguard Performance
454683 S, M, L, XL \$59.99

- Ultimate lightweight protection from sun and spray with an athletic fit.
- 87% polyester, 13% spandex.
 - 210 gsm.
 - UV protection – 50 UPF.
 - 4-way stretch.
 - Quick dry.
 - Athletic fit.
 - Sea-Doo logo at hem.



Teal (74) Violet (41)

Ladies' Short Sleeve Rashguard Performance
454682 S, M, L, XL \$54.99

- Lightweight protection from sun and spray with an athletic fit and short sleeves.
- 87% polyester, 13% spandex.
 - 210 gsm.
 - UV protection – 50 UPF.
 - 4-way stretch.
 - Quick dry.
 - Fitted fit.
 - Central half-zip design.
 - Sea-Doo logo at shoulder.



Coral (13)

NEW Ladies' Sea-Doo Long Sleeve Rashguard
288058 S, M, L, XL, 2XL \$44.99

- Long Sleeve Rashguard with loose fit.
- 87% polyester, 13% spandex.
 - 210 gsm.
 - UV protection – 50 UPF.
 - 4-way stretch.
 - Quick dry.
 - Large Sea-Doo logo on the sleeve.



Black (90) Lava Red (17)

Ladies' Long Sleeve Rashguard Signature
454465 S, M, L, XL \$44.99

- Ladies' Long Sleeve Rashguard with loose fit.
- 87% polyester, 13% spandex.
 - 210 gsm.
 - UV protection – 50 UPF.
 - 4-way stretch.
 - Quick dry.
 - Sea-Doo logo at center front chest.







Black (90) Lilac (25) Navy (89)





Ladies' Short Sleeve Rashguard Signature
454484 S, M, L, XL \$34.99

- Ladies' Short Sleeve Rashguard with regular fit.
- 87% polyester, 13% spandex.
 - 210 gsm.
 - UV protection – 50 UPF.
 - 4-way stretch.
 - Quick dry.
 - Sea-Doo logo at center front chest.

Choose the perfect UV body protection

Introducing the new complete offering of UV protection for your body. Never leave the house without it for ultimate waterproof sun protection.

				
	UV PROTECTION HOODED SHIRT <i>Perfect for fishing or long days on the water</i>	RASHGUARD PERFORMANCE <i>Protection for performance riders</i>	RASHGUARD SIGNATURE <i>For comfort</i>	UV PROTECTION LONG SLEEVE SHIRT <i>For protection and comfort</i>
QUICK DRY	<div><div></div><div></div><div></div><div></div><div></div></div>	<div><div></div><div></div><div></div><div></div><div></div></div>	<div><div></div><div></div><div></div><div></div><div></div></div>	<div><div></div><div></div><div></div><div></div><div></div></div>
UV PROTECTION	UPF 50	UPF 50	UPF 50	UPF 50
PRICE	<div><div></div><div></div><div></div><div></div><div></div></div>	<div><div></div><div></div><div></div><div></div><div></div></div>	<div><div></div><div></div><div></div><div></div><div></div></div>	<div><div></div><div></div><div></div><div></div><div></div></div>
SIZING	Men S – 2XL	Men S – 2XL	Men & Women S – 2XL S – XL	Men S – 3XL
FIT	Loose Fit	Athletic Fit	Loose Fit	Loose Fit

				
	UV PROTECTION T-SHIRT <i>The affordable option</i>	UV PROTECTION LEGGINGS <i>Best bottom UV protection</i>	LADIES' ONE-PIECE RASHGUARD <i>For all around protection</i>	LADIES' RASHGUARD PERFORMANCE <i>Protection for performance riders</i>
QUICK DRY	<div><div></div><div></div><div></div><div></div><div></div></div>	<div><div></div><div></div><div></div><div></div><div></div></div>	<div><div></div><div></div><div></div><div></div><div></div></div>	<div><div></div><div></div><div></div><div></div><div></div></div>
UV PROTECTION	UPF 50	UPF 50	UPF 50	UPF 50
PRICE	<div><div></div><div></div><div></div><div></div><div></div></div>	<div><div></div><div></div><div></div><div></div><div></div></div>	<div><div></div><div></div><div></div><div></div><div></div></div>	<div><div></div><div></div><div></div><div></div><div></div></div>
SIZING	Men S – 3XL	Men & Women S – 3XL XS – 2XL	Women S – XL	Women S – XL
FIT	Loose Fit	Loose Fit	Athletic Fit	Athletic Fit

UV Protection



MEN'S – UV PROTECTION



Black (90) Lava Red (17) Magnesium (24)

UV Protection Hooded Shirt
454659 S, M, L, XL, 2XL **\$64.99**

- UV Protection Hooded Shirt, ideal for keeping you safe and comfortable.
- 92% polyester, 8% spandex.
 - 175 gsm.
 - Loose fit.
 - UV protection – 50 UPF.
 - Quick dry.
 - Built-in gaiter mask.
 - Sea-Doo logo at center chest.



Black (90) Magnesium (24)

NEW UV Protection Printed Long Sleeve Shirt
454898 S, M, L, XL, 2XL, 3XL **\$34.99**

- UV Protection Long Sleeve Shirt, ideal to keep you safe and comfortable.
- 92% polyester, 8% spandex.
 - 175 gsm.
 - Relaxed fit.
 - UV protection 50 UPF.
 - Quick dry.
 - Sea-Doo logo at front.



Smoke (57) Orange (12)

UV Protection Long Sleeve Shirt
454670 S, M, L, XL, 2XL, 3XL **\$34.99**

- UV Protection Long Sleeve Shirt, ideal to keep you safe and comfortable.
- 92% polyester, 8% spandex.
 - 175 gsm.
 - Loose fit.
 - UV protection – 50 UPF.
 - Quick dry.
 - Sea-Doo logo at left chest.

MEN'S AND LADIES' – UV PROTECTION



Navy (89) Light Blue (81)

UV Protection Long Sleeve Tee
454660 S, M, L, XL, 2XL, 3XL **\$34.99**

- UV Protection long sleeve shirt ideal to keep you safe and comfortable.
- 92% polyester, 8% spandex.
 - 175 gsm.
 - Loose fit.
 - UV protection – 50 UPF.
 - Set-in sleeve.
 - Sea-Doo logo at left chest and plastisol print at back.



Heather Charcoal (29) Navy (89)

Sea-Doo UV Protection T-Shirt
454486 S, M, L, XL, 2XL, 3XL **\$29.99**

- T-shirt with UV protection.
- 100% polyester.
 - UV protection – 50 UPF.
 - Loose fit.
 - Quick dry.
 - 3D chest logo.
 - Shoulder black welding band.



Black (90) Navy (89) Black (90)

Men's Sea-Doo UV Protection Leggings
454707 S, M, L, XL, 2XL, 3XL **\$69.99**

Ladies' UV Protection Leggings
454702 XS, S, M, L, XL, 2XL **\$69.99**

- Full length UV protection leggings.
- UV protection – 50 UPF.
 - Moisture wicking and quick dry.
 - Regular fit with waistband adjustment.

FLOATABLE COLLECTION

ALL OUR SUNGLASSES, NEW CAPS AND HATS FLOAT. NO MORE PANIC AFTER YOU DROP THEM IN THE WATER – THEY’LL STAY AT THE TOP WHERE YOU CAN SEE THEM!



- 1

(NEW) Sea-Doo Low Tide Polarized Floating Sunnies

448802

Blue (80)
- 2

Sea-Doo Sand Polarized Floating Sunnies

448746

Amber (95)
- 3

(NEW) Sea-Doo High Tide Polarized Floating Sunnies

448803

Red (30)
- 4

(NEW) Unisex Boonie Hat

454916

Ivory (97)
- 5

(NEW) Unisex Light 5 panel Floatable Cap

454931

Teal (74)
- 6

(NEW) Reversible Bucket Hat

454923

Black (90)



Headwear

UNISEX – HEADWEAR



Navy (89) Mixed Color (18)

Sea-Doo Straw Hat
454792 S/M, M/L \$34.99

- Wide brim straw hat with adjustable chin strap.
- Sea-Doo logo at front.
 - Printed fabric under brim.



Army Green (77) Brown (04)

Adventure Wide Brim Hat
454478 One size \$29.99

- Wide brim hat perfect for every adventure.
- 100% cotton.
 - Stretchable and quick-drying fabric.
 - Integrated cord chin strap.
 - Snap-up sides.
 - Side air vents.



Smoke (57) White (01)

(NEW) Sea-Doo Sunblocker Hat
454693 One size \$29.99

- Sunblocker Hat with silicone print.
- 100% nylon.
 - UV protection – 40 UPF.
 - Quick dry.



Lilac (25) Aqua (76) Black (90)

(NEW) Unisex Sea-Doo Mesh Cap
454907 One size \$24.99

- Unisex mesh cap.
- 100% cotton front panel with 100% polyester mesh back panels.
 - Adjustment system at back.
 - Sea-Doo logo at front.



Orange (12) Navy (89)

(NEW) Unisex Sea-Doo Flat Cap Retro
454908 One size \$24.99

- Flat cap perfect for hot summer days.
- 100% cotton.
 - Foam front panel with summerly print.
 - Adjustment system at back.
 - Woven label at front.



White (01) Lava Red (17) Teal (74) Navy (89)

(NEW) Unisex Sea-Doo Signature Cap
454889 One size \$24.99

- Signature Cap.
- 100% cotton.
 - Snap-back closure.
 - Sea-Doo logo at center front.



Teal (74) Hi-Vis Yellow (26)

(NEW) Unisex Light 5 Panel Floatable Cap
454931 One size \$29.99

- Unisex 5 panel cap with floatable brim.
- 100% polyester.
 - EVA closed-cell foam brim for floatability.
 - Shock cord closure.
 - UV protection – 40 UPF.



Hi-Vis Yellow (26) Navy (89) Ice (38)

Light Sea Cap
454706 One size \$24.99

- Lightweight cap for summertime.
- 100% nylon.
 - UV protection – 40 UPF.
 - Quick dry.



Black (90)

Surfing Cap Sea-Doo
454674 One size \$29.99

- Surf mesh cap.
- 100% polyester.
 - Earflap straps with clip.
 - Floating brim.
 - UV protection – 40 UPF.
 - Soft plastisol print with Sea-Doo logo at front.



Black (90) Navy (89)

NEW Unisex Reversible Bucket Hat
454923 S/M, M/L \$39.99

- Reversible bucket hat with floatable brim.
- 100% polyester.
 - EVA closed-cell foam brim for floatability.
 - Quick dry.
 - UV protection – 40 UPF.



Black (90) Teal (74) Violet (41)

Sea-Doo Bucket Hat
454624 One size \$29.99

- Unisex Sea-Doo Bucket Hat, perfect for a stylish boating day look.
- 100% cotton twill.
 - Sea-Doo patch at center front.
 - Sea-Doo woven label at rim.



Black (90) Smoke (57)

Sea-Doo Rag
454690 One size \$14.99

- Quick-dry Sea-Doo Rag.
- 100% polyester.
 - Lightweight, moisture-wicking, breathable fabric.
 - UV protection – 50 UPF.
 - Instantly transform into a headband or a face mask.

MEN'S – HEADWEAR



Ivory (97) Amber (95)

NEW Unisex Boonie Hat
454916 One size \$34.99

- Floatable hat with wide brim for sea adventures.
- 100% polyester.
 - Wide brim for sun protection.
 - EVA closed-cell foam brim for floatability.
 - Mesh panel for breathability.
 - Adjustable chin strap.
 - UV protection – 50 UPF.
 - Adjustment system at back.
 - Sea-Doo logo at center front.



Grey (09)

Sea-Doo Fishing Hat
454673 One size \$39.99

- Lightweight and breathable fishing hat.
- 100% polyester.
 - Detachable chin cord with toggle.
 - Floating brim.
 - Removable neck flap to protect you from the elements.
 - UV protection – 40 UPF.
 - Vent opening at back.
 - Sea-Doo logo at center front.



Army Green (77) Grey (09)

Sea-Doo Short Beanie
454675 One size \$24.99

- Comfortable short beanie.
- 60% cotton, 40% acrylic.
 - Sea-Doo woven label at front.

LADIES' – HEADWEAR



Black (90)

NEW Women's Sunset Beach Cap
454909 One size \$24.99

- Lightweight cap for summertime.
- Foam front panel with summerly print.
 - Adjustment system at back.
 - Sea-Doo logo embroidery at front.



Black (90)

Ladies' Visor Cap
454480 One size \$24.99

- Ladies' adjustable visor.
- 100% cotton.
 - Buckle at back for adjustment.



Violet (41)

Ladies' Beach Cap
454689 One size \$24.99

- Lightweight, breathable summer cap.
- Foam front.
 - Adjustment system at back.
 - Sea-Doo embroidery at front.

GET THE ADVENTURE LOOK

FOR ALL OF YOUR ADVENTURES AND LONG DAYS ON THE WATER!



- 1 (NEW) Unisex Boonie Hat
454916
Amber (95)
- 2 Sea-Doo Sand Polarized
Floating Sunnies
448746
Amber (95)
- 3 (NEW) Explorer Airflow PFD
287009
Orange (12)
- 4 Protective Undershorts
454581
Black (90)
- 5 Adventure Cargo Shorts
454661
Smoke (57)
- 6 UV Protection Hooded Shirt
454659
Magnesium (24)
- 7 Sea-Doo Choppy Gloves
446332
Black (90)
- 8 (NEW) Men's Sea-Doo UV
Protection Leggings
454707
Black (90)
- 9 (NEW) Sea-Doo Aqua Shoes
444268
Black (90)



WATER SHOES AND RIDING BOOTS

100% WATER DRAINAGE



Footwear

UNISEX – FOOTWEAR



Black (90)
Sea-Doo Riding Boots
444260 5, 6, 7, 8, 9, 10, 11, 12, 13 \$99.99

- Sea-Doo Boots made for performance riding.
- 50% EVA, 40% mesh, 10% Lycra.
 - Antimicrobial treatment.
 - Lightweight EVA midsoles.
 - All-around protective urethane coating.
 - Mesh uppers and perforated insoles for fast water evacuation.
 - Non-slip and non-marking outsoles.
 - These amphibian mid-cut boots will allow you to ride hard while protecting your ankles from impact against the hull.



Red (30) Black (90) Grey (09)
Sea-Doo Water Shoes
444259 5, 6, 7, 8, 9, 10, 11, 12, 13 \$89.99

- 45% mesh, 40% EVA, 15% Lycra.
- Antimicrobial treatment.
- Lightweight EVA midsoles.
- All-around protective urethane coating.
- Mesh uppers and perforated insoles for fast water evacuation.
- Non-slip and non-marking outsoles.
- Amphibian low-cut shoes that offer protection on the water and running shoe like outside the water.



Black (90)
Sea-Doo Neoprene Boots
444262 5, 6, 7, 8, 9, 10, 11, 12, 13 \$69.99

- 5 mm neoprene boots to keep your feet warm during your ride.
- 90% neoprene, 10% nylon.
 - Double-glued and blind stitched neoprene construction.
 - Non-corrosive heavy-duty zipper.
 - Flexible rubber toe and heel protection caps.
 - Molded outsole with non-slip tread design.
 - Anti-slip insole.



Black (90)
NEW Sea-Doo Aqua Shoes
444268 5, 6, 7, 8, 9, 10, 11, 12, 13 \$59.99

- Lightweight and quick dry.
- Non-slip and non-marking outsoles with drainage holes.
- Amphibian low cut shoes for warm weather activities.

FOOTWEAR (MEASURE FOOT LENGTH)

Sea-Doo Riding Boots and Water Shoes										
US Men's Size*	5	6	7	8	9	10	11	12	13	
US Women's Size	6	7	8	9	10	11	12	13	14	
EU Size	36½	37½	39	40	41½	42½	44	45½	46½	
Foot Length from Heel to Toe (inches)	9	9.2	9.6	10.0	10.4	10.6	11.0	11.2	11.6	
Foot Length from Heel to Toe (cm)	23.0	23.5	24.5	25.5	26.5	27.0	28.0	28.5	29.5	

*Use US codes to complete the part number on your order.

Sea-Doo Neoprene Boots and Neoprene Shoes										
US Men's Size*	5	6	7	8	9	10	11	12	13	
US Women's Size	6	7	8	9	10	11	12	13	14	
EU Size	36	37-38	39	40-41	42	43-44	45	46-47	48	
Foot Length from Heel to Toe (inches)	8.8	9.2	9.6	10.0	10.4	10.8	11.2	11.6	12	
Foot Length from Heel to Toe (cm)	22.5	23.5	24.5	25.5	26.5	27.5	28.5	29.5	30.5	

*Use US codes to complete the part number on your order.

Eyewear

UNISEX – EYEWEAR



Gold (11)



Blue (80)



Red (30)



Silver (08)

NEW Sea-Doo Low Tide Polarized Floating Sunnies (UV)
448802 One size **\$89.99**

- High quality polarized chrome colored lenses.
- Floating frame technologies.
- UV400 protection.
- Air-injected arms for floatability and lightweight.
- Removable and adjustable safety strap system.
- 90% plastic, 10% neoprene.



Gold (11)



Blue (80)



Red (30)



Silver (08)

NEW Sea-Doo High Tide Polarized Floating Sunnies (UV)
448803 One size **\$99.99**

- High quality polarized chrome colored lenses with overmolded lower frame.
- Floating frame technologies.
- UV400 protection.
- Air-injected arms for floatability and lightweight.
- Removable and adjustable safety strap system.
- 90% plastic, 10% neoprene.



Green (70)



Orange (12)



Silver (08)

Sea-Doo Riding Goggles
448623 One size **\$79.99**

- Featuring anti-fog technology with colored chrome lenses.
- Indirect ventilation frame.
- Adjustable strap system.
- Goggles-to-PFD attachment safety cord.
- Optional Riding Goggles RX Insert (448624) (sold separately).



Gold (11)



Green (70)



Red (30)



Silver (08)

Sea-Doo Wave Polarized Floating Sunnies
448717 One size **\$59.99**

- Polarized chrome colored lenses.
- Floating frame technologies.
- UV400 protection.
- Air-injected arms for floatability and light weight.
- Adjustable safety strap system.



Amber (95)



Blue (80)



Green (70)



Mirror Silver (22)

Sea-Doo Sand Polarized Floating Sunnies
448746 One size **\$59.99**

- Polarized chrome colored lenses.
- Floating frame technologies.
- UV400 protection.
- Air-injected arms for floatability and light weight.
- Removable and adjustable safety strap system.



Blue (80)



Brown (04)



Mirror Silver (22)



Orange (12)

Sea-Doo Lagoon Polarized Floating Sunnies
448747 One size **\$59.99**

- Polarized chrome colored lenses.
- Floating frame technologies.
- UV400 protection.
- Air-injected arms for floatability and light weight.
- Removable and adjustable safety strap system.



Clear (00)

Riding Goggles RX Insert
448624 One size **\$19.99**

- Designed for the Sea-Doo Riding Goggles (448623).
- Go to your optics store and most will be able to fit prescription lenses tailored to your needs.



FROM DAWN TO DUSK ON THE BOAT

COMFORT ON AND OFF THE WATER.



MEN

WOMEN

T-Shirts & Hoodies: 1 454664_97 2 454692_57 3 454704_74 4 454679_01
Pants & Shorts: 5 454709_90 6 454703_74 Sunnies: 7 448747_11
Hats & Caps: 8 454686_90 9 454624_41 10 454686_01 Windproof Jacket: 11 454700_77 12 454712_26

Sportswear

MEN'S – SPORTSWEAR



Ivory (97)
NEW Half-Zip Fleece Pullover
454914 S, M, L, XL, 2XL, 3XL \$74.99

Comfortable Half-Zip Fleece Pullover. Perfect to wear after a long day on the water.

- 100% recycled polyester.
- Relaxed fit.
- Two hand pockets and one chest pocket.
- Adjustable shock cord at waist.
- Sea-Doo embroidery at back.



Black (90) Lava Red (17) Aqua (76)
NEW Sea-Doo Signature Pullover
454890 S, M, L, XL, 2XL, 3XL \$59.99

Comfortable Sea-Doo Hoodie.

- 80% cotton, 20% polyester.
- Relaxed fit.
- Rib at cuffs and hem.
- Kangaroo pocket.
- Sea-Doo logo at center front.



Black (90) Army Green (77)
Sea-Doo Windproof Jacket
454700 S, M, L, XL, 2XL, 3XL \$99.99

Windproof light jacket.

- 100% polyester.
- Water resistant, windproof and quick dry.
- Adjustable and stowable hood.
- 2 exterior hand pockets.
- Chest pocket.



Black (90) Lava Red (17)
Sea-Doo Sunset Tech Zip-Up
454667 S, M, L, XL, 2XL, 3XL \$99.99

Tech hoodie with full-length zipper.

- 95% polyester, 5% spandex.
- 280 gsm.
- Brushed back fabric.
- Anti-microbial and anti-pilling finishes.
- Adjustable hood.
- Two hand pockets and 1 elbow hidden pocket.
- Sea-Doo logo at left chest.



Ivory (97)
Sea-Doo Hoodie Signature
454664 S, M, L, XL, 2XL, 3XL \$54.99

Comfortable Sea-Doo Hoodie.

- 60% cotton, 40% polyester.
- 280 gsm.
- Relaxed fit.
- Rib at cuffs and hem.
- Kangaroo pocket.
- Sea-Doo logo at center front.



Light Blue (81) Smoke (57)
French Terry Pullover Hoodie
454692 S, M, L, XL \$64.99

Relaxed French Terry Pullover Hoodie.

- 55% cotton, 45% polyester.
- Adjustable hood.

MEN'S – SPORTSWEAR



Sea-Doo Tech Short Sleeve Polo
454750 S, M, L, XL, 2XL, 3XL **\$54.99**

Casual polo for everyday wear.

- 85% polyester, 15% spandex.
- Relaxed fit.
- Quick dry.
- 2-button placket on neckline.
- UV protection – 30 UPF.



Ocean View T-Shirt
454714 S, M, L, XL, 2XL, 3XL **\$29.99**

Casual t-shirt for everyday wear.

- 100% cotton.



Surf Report T-Shirt
454668 S, M, L, XL, 2XL, 3XL **\$29.99**

Relaxed t-shirt with round neck.

- 100% cotton.
- 160 gsm.
- Rib collar.
- Square artwork at left chest and wave artwork at back.



NEW Sea-Doo Signature T-Shirt
454891 S, M, L, XL, 2XL, 3XL **\$24.99**

Relaxed t-shirt with round neck.

- 100% cotton.
- Rib collar.
- Sea-Doo logo at center front chest.



Retro Sea-Doo T-Shirt
454669 S, M, L, XL, 2XL, 3XL **\$29.99**

Relaxed t-shirt with round neck.

- 100% cotton.
- 160 gsm.
- Rib collar.
- Sea-Doo Life artwork at left chest and at back.



NEW Nostalgic Sea-Doo T-Shirt
454887 S, M, L, XL, 2XL, 3XL **\$29.99**

Relaxed t-shirt with round neck.

- 100% cotton.
- Rib collar.
- Vintage inspired artwork at left chest and at back.



NEW Splash Sea-Doo Tank Tee
454896 S, M, L, XL, 2XL **\$24.99**

Casual tank for everyday wear..

- 50% cotton, 50% polyester.
- Vintage inspired artwork at chest.



French Terry Jogger
454709 S, M, L, XL, 2XL, 3XL **\$74.99**

All day comfort French Terry Jogger.

- Elastic waistband with drawcord adjustment.
- Welt side pockets + back pocket.
- Lightweight, stretchable French terry.
- Elastic at cuff.



NEW Tropical T-Shirt
454900 S, M, L, XL, 2XL, 3XL **\$29.99**

Relaxed t-shirt with round neck.

- 100% cotton.
- Rib collar.
- Artwork at left chest and at back.



NEW Core Beach Short 16"
454921 S, M, L, XL, 2XL, 3XL **\$49.99**

16" boardshort for men, perfect for maritime adventures.

- 93% polyester, 7% spandex.
- 4-way stretch.
- Drawcord for adjustment.
- Quick dry.



NEW Button-Down Shirt
454915 S, M, L, XL, 2XL, 3XL **\$59.99**

Casual button-down shirt with short sleeves for everyday wear.

- Chest pocket.
- 4-way stretch.
- Patch on inner placket.
- Colorful print.



French Terry Jogger Shorts
454708 S, M, L, XL, 2XL, 3XL **\$49.99**

All day comfort French Terry Jogger Shorts.

- Elastic waistband with drawcord adjustment.
- Welt side pockets + back pocket.
- Lightweight, stretchable French terry.
- Elastic at cuff.
- Outseam: 20".

MEN'S – SPORTSWEAR



20" Classic Boardshort Sea-Doo
454671 S, M, L, XL, 2XL, 3XL **\$54.99**

- Boardshort with 20" outseam.
- 90% polyester, 10% spandex.
 - Outseam: 20".
 - Water-repellent coating.
 - UV protection – 40 UPF.
 - Lace-up front closure.
 - Two hand pockets and one back zipped pocket.
 - Key loop at back.



18" Classic Boardshorts
454658 S, M, L, XL, 2XL, 3XL **\$54.99**

- 18" Classic Boardshorts made super soft for your everyday adventures.
- 90% polyester, 10% spandex.
 - UV protection – 40 UPF.
 - 4-way stretch.
 - Quick dry.
 - Elastic drawcord at waistband.
 - Side pockets.
 - Zipped pocket at back with key loop.
 - Soft plastisol Sea-Doo print.



Adventure Cargo Shorts
454661 S, M, L, XL, 2XL, 3XL **\$64.99**

- Cargo Shorts, functional and comfortable.
- 92% nylon, 8% spandex.
 - Outseam: 20".
 - Straight leg.
 - Water repellent (3M Teflon coating).
 - Breathable fabric.
 - UV protection – 50 UPF.
 - Stretch inner waistband with inside and out drawstring.
 - Two hand pockets, two cargo pockets and two back pockets with Velcro closure.

LADIES' – SPORTSWEAR



20" Sea Walkshorts
454662 S, M, L, XL, 2XL, 3XL **\$59.99**

- Stretch walkshort with multi-pocket feature.
- 77% polyester, 16% cotton.
 - Outseam: 20".
 - Water-repellent coating.
 - UV protection – 50 UPF.
 - Button closure and zip fly.
 - Two hand pockets, one welt pocket and one waterproof pocket at back.
 - Key loop at back.



Ladies' Windproof Jacket
454712 XS, S, M, L, XL, 2XL **\$99.99**

- 100% polyester.
- Water resistant, windproof and quick dry.
- UV protection – 40 UPF.
- Adjustable and stowable hood.
- Two exterior hand pockets.
- Reflective elements.



Ladies' Pullover Hoodie Sea-Doo
454679 XS, S, M, L, XL, 2XL **\$54.99**

- Comfortable Sea-Doo Pullover Hoodie.
- 60% cotton, 40% polyester.
 - Rib at cuffs and hem.
 - Kangaroo pocket.
 - Sea-Doo logo at center back and cuff.

LADIES' – SPORTSWEAR



NEW Ladies' Sea-Doo Signature Pullover Hoodie
454893 XS, S, M, L, XL, 2XL **\$59.99**

- Comfortable Sea-Doo hoodie.
- 80% cotton, 20% polyester.
 - Relaxed fit.
 - Rib at cuff and hem.
 - Kangaroo pocket.
 - Sea-Doo logo on the arm and at the back.



Ladies' Sunset T-Shirt
454681 XS, S, M, L, XL, 2XL **\$24.99**

- Ladies' casual t-shirt for an everyday look.
- 95% cotton, 5% spandex.
 - 180 gsm.
 - Rib collar.
 - Artwork at back.
 - Sea-Doo logo at chest.



NEW Ladies' Fleece Overshirt
454917 XS, S, M, L, XL, 2XL **\$74.99**

- Comfortable Sea-Doo fleece overshirt.
- 100% recycled polyester.
 - Two hand pockets and two chest pockets.
 - Sea-Doo logo at back.
 - Patch at front.



Ladies' Sea-Doo Signature T-Shirt
454678 XS, S, M, L, XL, 2XL **\$24.99**

- Fitted feminine t-shirt with round neck.
- 95% cotton, 5% spandex.
 - 180 gsm.
 - Rib collar.
 - Sea-Doo logo at center front.



Ladies' Racerback Tank
454701 XS, S, M, L, XL, 2XL **\$34.99**

- Ladies' Racerback Tank with a relaxed fit.
- 77% polyester, 18% Tencel, 5% spandex.
 - Breathable, lightweight and comfortable fabric.
 - Moisture wicking and quick dry.
 - Relaxed fit.
 - Longer at back.



NEW Ladies' Splash Sea-Doo T-Shirt
454905 XS, S, M, L, XL, 2XL **\$24.99**

- Ladies' casual t-shirt.
- Contains cotton.
 - Rib collar.
 - Vintage inspired artwork at back.
 - Sea-Doo logo at chest.

LADIES' – SPORTSWEAR



Teal (74) Violet (41)

Ladies' Crew Terry
454704 XS, S, M, L, XL, 2XL **\$54.99**

Ultra soft crew shirt for your everyday adventures.

- 60% polyester, 40% rayon.
- 210 gsm.
- Regular fit.
- Quick dry.
- Cuff and bottom hem in rib.
- Sea-Doo logo embroidery at forearm.



Royal Blue (83) Violet (41)



Black (90) Black with Graphics (94)

Ladies' Classic 6" Boardshort Sea-Doo
454680 XS, S, M, L, XL, 2XL **\$49.99**

Classic boardshorts.

- 90% polyester, 10% spandex.
- 4-way stretch.
- UV protection – 40 UPF.
- Inner drawcord for adjustment.
- Quick dry.
- Water repellent.



Teal (74) Violet (41)

Ladies' Shorty Terry
454703 XS, S, M, L, XL, 2XL **\$39.99**

Ultra soft short for your everyday adventures.

- 60% polyester, 40% rayon.
- 210 gsm.
- Regular fit.
- Quick dry.
- Sea-Doo logo embroidery at bottom leg.



Lilac (25)

Ladies' Sweatpants Terry
454918 XS, S, M, L, XL, 2XL **\$74.99**

All day comfort terry jogger.

- New and adapted fit.
- Elastic waistband with drawcord adjustment.
- Welt side pockets and back pocket.
- Lightweight, stretchable terry fabric.
- Elastic at cuff.



Aqua (76) Ivory (97)

Ladies' Core Beach Short
454924 XS, S, M, L, XL, 2XL **\$44.99**

Ladies' boardshort, perfect for maritime adventures.

- 100% viscose.
- 5" inseam.
- Drawcord with logo.
- Quick dry.

KIDS'/TEEN – SPORTSWEAR



Lava Red (17) Navy (89)

Youth Mesh Cap
454913 One size **\$19.99**

- 100% cotton front panel with 100% polyester mesh back panels.
- Contrast stitching.
- Backstrap for adjustment.
- Sea-Doo embroidery and printed artwork at front.



Royal Blue (83) Lilac (25)

Youth Long Sleeve Rashguard
454676 3-4, 5-6, 7-8, 10-12, 14-16 **\$34.99**

UV Protection Youth Long Sleeve Rashguard ideal for keeping your child safe and comfortable.

- 87% polyester, 13% spandex.
- 210 gsm.
- Loose fit.
- UV protection – 50 UPF.
- Raglan sleeve.
- Sea-Doo logo at front.



Royal Blue (83)

Youth Sea-Doo Zip-Up Hoodie
454685 3-4, 5-6, 7-8, 10-12, 14-16 **\$44.99**

Casual Youth Sea-Doo Zip-Up Hoodie.

- 60% cotton, 40% polyester.
- 280 gsm.
- Rib at cuff and bottom hem.
- Artwork at back.
- Sea-Doo logo at front.



Blue Teal (19) White (01)

Teen Nostalgic Sea-Doo T-Shirt
454912 7-8, 10-12, 14-16 **\$19.99**

Casual Teen Sea-Doo T-Shirt.

- 100% cotton.
- Rib neck collar.
- Vintage inspired artwork at front.



Lava Red (17) White (01)

Youth Sea-Doo T-Shirt
454684 3-4, 5-6, 7-8, 10-12, 14-16 **\$19.99**

Casual Youth Sea-Doo T-Shirt.

- 100% cotton.
- 160 gsm.
- Rib neck collar.
- Sea-Doo Life logo at center front.

Towels and Ponchos



Black (90), Black with Graphics (94), Ivory (97)

NEW Sea-Doo Quick Dry Towel by Slowtide[†]
288062 One size \$44.99

- Sea-Doo quick dry towel by Slowtide.
- Woven label with Slowtide logo at bottom right.
 - Centered Sea-Doo logo.
 - Quick dry.



Orange (12)

NEW Sea-Doo Beach Towel by Slowtide[†]
288063 One size \$34.99

- Sea-Doo beach towel by Slowtide.
- Woven label with Slowtide logo.
 - Centered Sea-Doo logo.



Lilac (25) Navy (89)

NEW Unisex Sea-Doo Quick Dry Poncho by Slowtide[†]
288059 S/M, L/XL \$79.99

- Unisex quick dry Sea-Doo poncho by Slowtide.
- Hood drawcord adjustment.
 - Button closure.
 - Two pockets at front.
 - Patch with Slowtide logo at left chest.
 - Sea-Doo logo at front.
 - Quick dry.



Sand (03)

NEW Unisex Sea-Doo Extra Warm Poncho by Slowtide[†]
288060 S/M, L/XL \$84.99

- Unisex extra warm and comfortable Sea-Doo poncho.
- Hood drawcord adjustment.
 - Button closure.
 - Two pockets at front.
 - Patch with Slowtide logo at left chest.
 - Sea-Doo logo at front.



Black with Graphics (94)

NEW Kids' Sea-Doo Quick Dry Poncho by Slowtide[†]
288061 One size \$54.99

- Poncho Sea-Doo pour jeunes à séchage rapide par Slowtide.
- Kangaroo pocket at front.
 - Patch with Slowtide logo at left chest.
 - Sea-Doo logo at front.
 - Quick dry.



Play & Licensing Products



NEW Sea-Doo Kneeboard (51.5")
B107510076 \$104.99

- New versatile kneeboard, perfect for lake, beach, and river adventures.
- Upgrade to our lightweight kneeboard, weighing under 9 lb for effortless transportation.
 - Stay secure with the adjustable strap on each Sea-Doo kneeboard.
 - Crafted from corrosion-proof, marine-grade materials.
 - Dimensions: 50" L x 20" W.



Bodyboard (36")
B104990000 \$49.99

- Ideal for beginners looking to catch their first wave.
- EPS core – lightweight, durable and buoyant.
- XPE deck construction.
- HDPE bottom, rear channels and crescent tail design.
- Leash-equipped neoprene wrist strap.



NEW Sea-Doo Wakeboard (55")
B107520076 \$319.99

- New Sea-Doo wakeboard perfect for beginners and a must-have for any boat adventure.
- Constructed with a high-density PU foam core, providing stability and resilience. The deck and bottom are made of PBT and epoxy fiberglass layers, ensuring strength and durability.
 - This product comes with open toe-bindings, allowing for easy entry and exit.
 - The dual-zone lacing system, equipped with hex locks, offers a customizable and secure fit.
 - The impact EVA footbed provides excellent cushioning, shock absorption and reducing fatigue during long rides.
 - US size 8-12.
 - Dimensions: 55" L x 16.9" W.



Bodyboard (41½")
B105000000 \$59.99

- Ideal for beginners looking to catch their first wave.
- EPS core – lightweight, durable and buoyant.
- XPE deck construction.
- HDPE bottom, rear channels and crescent tail design.
- Leash-equipped neoprene wrist strap.



Inflatable Stand Up Paddle Board 10'5"
B104570000 \$649.99

- Inflatable, light and easy to carry.
- Heavy-duty PVC and soft EVA traction pad.
- Tail D-ring for attaching ankle leash.
- Bungee system for securing gear.
- Single fin system for enhanced mobility.
- Removable injection-molded tail fin.
- Carry handle facilitates transportation of board to and from water.
- Kit includes: paddle board, adjustable 3-piece paddle, backpack with wheels, fin, 8' ankle leash, repair kit, and dual-action pump for fast and easy inflation.
- Maximum weight capacity: 286 lb (130 kg).
- Dimensions: 10'5" L x 30" W x 6" T (3.2 m L x 76 cm W x 15 cm T).



Sea-Doo Inflatable Stand Up Paddle Board (11'6")
B106660000 \$729.99

- Inflatable, light and easy to carry.
- PVC drop stitch fabric and EVA anti-sliding foot pad.
- Can be rolled into a packable size and inserted in a backpack.
- Kit includes: paddle board, paddle, backpack with wheels, three fins, foot leash, repair kit, and dual action hand pump.
- Maximum weight capacity: 286 lb (130 kg).
- Dimensions: 11'6" L x 34.5" W x 6" T (3.5 m L x 88 cm W x 15 cm T).



Sea-Doo One-Person Triangle Tube (48" x 50")
B106670000 \$139.99

- Designed for one person.
- Sit-in design.
- 24-gauge robust PVC bladder with 420-denier partial heavy-duty nylon cover.
- Double webbing foam handles with knuckle guards to avoid chafing.
- Self-bailing drain vents.
- Reinforced tow system.
- Quick-connect tow hook.
- Padded valve cover.
- Puncture repair kit.
- Boston valve for bladder and normal air valve in floor.
- Dimensions: 48" x 50" when inflated.



Sea-Doo Two-Person Deck Tube (69" x 72")
B107110000 \$299.99

- Designed for up to two people and to ride lying down.
- 26-gauge robust PVC bladder with 420-denier heavy-duty full nylon cover.
- Double webbing soft foam handles with knuckle guards to prevent chafing.
- Comfortable foam pad.
- One self-bailing drain vent.
- Reinforced tow system.
- Quick-connect tow hook.
- Padded valve cover.
- Puncture repair kit.
- Boston valve.
- Dimensions: 69" x 72" when inflated.



Sea-Doo Two-Person Two-Way Sit-In Tube (68" x 67")
B107090000 \$389.99

- Designed for two people.
- Multiple sit-in riding positions.
- Can be pulled from the front or the rear.
- Construction boasts a heavy-gauge PVC bladder and rugged partial nylon cover with self-bailing drain vent.
- Includes soft foam area for sitting and foam knuckle-protection pads to avoid chafing.
- Four self-bailing drain vents.
- Reinforced tow system.
- Quick-connect tow hook.
- Padded valve cover.
- Puncture repair kit.
- Two Boston valves.
- Dimensions: 68" x 67" when inflated.



Sea-Doo Three-Person Sit-on-Top Tube (79" x 88")
B107120000 \$409.99

- Designed for up to three people sitting with their back against the backrest.
- Construction boasts a heavy-gauge PVC bladder and rugged full nylon cover with self-bailing drain vent.
- Includes soft foam area for sitting and foam knuckle-protection pads to avoid chafing.
- 4-point reinforced tow system.
- Quick-connect tow hook.
- Padded valve cover.
- Puncture repair kit.
- Two Boston valves.
- Dimensions: 79" x 88" when inflated.



Sea-Doo Three-Person Two-Way Sit-In Tube (70" x 87")
B107100000 \$449.99

- Designed for up to three people.
- Multiple sit-in riding positions.
- Can be pulled from the front or the rear.
- Construction boasts a heavy-gauge PVC bladder and rugged partial nylon cover with four self-bailing drain vents.
- Includes soft foam area for sitting and foam knuckle-protection pads to avoid chafing.
- Reinforced tow system.
- Quick-connect tow hook.
- Padded valve cover.
- Puncture repair kit.
- Two Boston valves.
- Dimensions: 70" x 87" when inflated.



Towable Tube Ropes
B104860000 \$24.99
B104770000 \$44.99

- Solution-dyed and sun-resistant polyethylene to protect against UV rays.
- Loops on both ends.
- Conveniently store in webbing handle equipped with eyelet to hang on wall.
- B104860000**
 - 60' (18.3 m) rope for one passenger tube.
 - 1,500 lb (680 kg) tensile strength.
- B104770000**
 - 60' (18.3 m) rope for two to four passenger towable tube.
 - 4,100 lb (1860 kg) tensile strength.

PLAY & LICENSING PRODUCTS



Replacement Paddle
B107360010 • Yellow **\$79.99**

- Replacement paddle for Stand Up Paddle Board (B104570000).



Replacement Paddle
B107370080 • Blue **\$79.99**

- Replacement paddle for Sea-Doo Inflatable Stand Up Paddle Board 11'6" (B106660000).



Replacement Fin
B107350090 **\$19.99**

- Replacement fin for Sea-Doo Inflatable Paddle Boards.
- Fits Sea-Doo Paddle Boards (B106660000, B104570000).



Floating Lounger
B104300000 **\$159.99**

- Soft, comfortable and easy to clean floating mat.
- 100% NBR vinyl closed-cell 1½" foam.
- Designed for comfort with a cool and refreshing ripple surface.



Replacement Ankle Leash
B107340090 **\$24.99**

- Replacement Ankle Leash for Sea-Doo Inflatable Paddle Boards.
- Fits Sea-Doo Paddle Boards (B106660000, B104570000).



Replacement Manual Pump
B107380090 **\$39.99**

- Replacement manual pump to inflate Sea-Doo Paddle Boards (B106660000, B104570000).



Replacement Carrying Backpack
B107390009 **\$99.99**

- Replacement backpack with wheels to carry Sea-Doo Inflatable Paddle Boards (B106660000, B104570000).



Replacement Valve and Wrench
B107400009 **\$9.99**

- Replacement valve and wrench for Sea-Doo Inflatable Paddle Boards (B106660000, B104570000).



Replacement Boston Valve
B107410090 **\$4.99**

- Fits Sea-Doo towable tubes.

Sizing Chart

HOW TO MEASURE

For best results, have someone else take measurements. Measure body in swimsuit or undergarments. Tape must be snug but not tight. If measurements fall between two sizes, order the larger size.

Chest

Measure under your arms, around the fullest part of your chest.

Waist

Measure around your waist at the narrowest place.

Hips

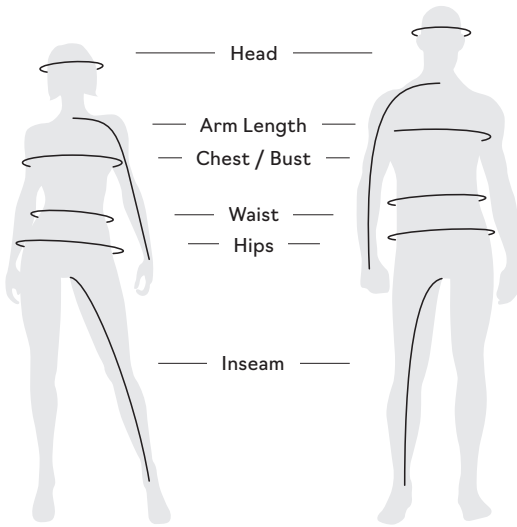
Stand with legs together, measure around the widest part of your hips, ensuring the tape is level.

Arm Length

Let your arms hang down at your sides in a slightly bent position. Measure from the center of the back of your neck, along the length of your arm, to the wrist.

Inseam

Without shoes, from crotch to the floor.



What code represents your size?

1 Find your size.

2 The corresponding code is THE CODE you use to complete the part number on your order.
Example: 440227_90
Size: M = Code "06", therefore 4402270690

Apparel		Footwear	
Size	Code	Size	Code
ONE SIZE	00	XS/S	90
2XS	01	S/M	72
XS	02	L/XL	73
S	04	2XL/3XL	74
M	06	3-4	79
L	09	5-6	52
XL	12	7-8	54
2XL	14	10-12	49
3XL	16	14-16	50
4XL	18		

PERSONAL FLOTATION DEVICE

Adult Airflow, Explorer, Freedom, Motion

Men's Sizes	XS	S	M	L	XL	2XL	3XL	4XL
Ladies' Sizes conversion	S	M	L	XL	2XL	3XL	4XL	5XL
Chest (in)	30-33	33-37	37-41	41-45	45-49	49-53	53-57	57-61

*Please refer to the product for size availability.

Adult Navigator

Sizes	XS	S/M	L/XL	2XL/3XL	4XL/6XL
Chest (in)	28-32	32-40	40-52	50-60	61-66

Jr. and Kids' Freedom

Sizes	M	L
Weight	33-55 lb	55-88 lb

Kids' Sandsea

Sizes	S	M	L
Weight	0-30 lb	30-50 lb	50-90 lb

GLOVES (MEASURE PALM WIDTH)

Sizes	XS	S	M	L	XL	2XL	3XL
Palm (in)	3	3¼	3½	4	4 ½	5	5½

MEN'S

Sizes	XS	S	M	L	XL	2XL	3XL	4XL	5XL
Chest (in)	32-34	35-37	38-40	42-44	46-48	50-52	54-56	58-60	62-64
Waist (in)	26-28	29-31	32-34	36-38	40-42	44-46	48-50	52-54	56-58
Hips (Seat) (in)	32-34	35-37	38-40	42-44	46-48	50-52	54-56	58-60	62-64
Arm Length (in)	30	31	32	33	34	35	35	36	36
Inseam (in)	31	31 ½	32	32	32	32	32	32	32

LADIES'

Sizes	XS	S	M	L	XL	2XL	3XL
Chest (in)	33-35	35-37	37-39	40-42	44-46	48-50	52-56
Waist (in)	27-29	29-31	31-33	34-36	38-40	42-44	46-50
Hips (Seat) (in)	36-38	38-40	40-42	43-45	47-49	51-53	55-59
Arm Length (in)	29	30	30	31	31	32	32
Inseam (in)	30	30	30	30	30	30	30

FOOTWEAR (MEASURE FOOT LENGTH)

Sea-Doo Riding Boots and Water Shoes

US Men's Size*	5	6	7	8	9	10	11	12	13
US Women's Size	6	7	8	9	10	11	12	13	14
EU Sizes	36½	37½	39	40	41½	42½	44	45½	46½
Foot Length from Heel to Toe (in)	9	9.2	9.6	10.0	10.4	10.6	11.0	11.2	11.6
Foot Length from Heel to Toe (cm)	23.0	23.5	24.5	25.5	26.5	27.0	28.0	28.5	29.5

*Use US codes to complete the part number on your order.

Sea-Doo Neoprene Boots and Neoprene Shoes

US Men's Size*	5	6	7	8	9	10	11	12	13
US Women's Size	6	7	8	9	10	11	12	13	14
EU Sizes	36	37-38	39	40-41	42	43-44	45	46-47	48
Foot Length from Heel to Toe (in)	8.8	9.2	9.6	10.0	10.4	10.8	11.2	11.6	12
Foot Length from Heel to Toe (cm)	22.5	23.5	24.5	25.5	26.5	27.5	28.5	29.5	30.5

*Use US codes to complete the part number on your order.

Notes



BRP reimagines the way you access your world

Discover our brands:

ski-doo **LYNX** **SEA-DOO** **can-am** **ROTAX** **ALUMACraft** **MANITOUL** **QUINTREX**

www.brp.com





SEA-DOO.COM

