


POLARIS **RANGER**



2024

**ACCESSORIES,
MAINTENANCE & APPAREL**

ENGLISH VERSION

HARDEST WORKING.
SMOOTHEST
RIDING.



#1 UTILITY SIDE-BY-SIDE

For the past two decades, RANGER has set the standard through unrivaled strength, unmatched capability and next-level comfort, making it the number one utility side-by-side for over 10-years running.

2024 LINEUP

SEE THE FULL LINEUP AT [POLARIS.COM/RANGER](https://polaris.com/ranger)

RANGER XD 1500

P. 16



RANGER XD 1500 PREMIUM



RANGER CREW XD 1500 PREMIUM



RANGER XD 1500 NORTHSTAR ULTIMATE



RANGER CREW XD 1500 NORTHSTAR ULTIMATE



RANGER XD 1500 NORTHSTAR PREMIUM



RANGER CREW XD 1500 NORTHSTAR PREMIUM

1000 / XP 1000 / XP KINETIC

P. 34



RANGER 1000



RANGER 1000 EPS



RANGER 1000 PREMIUM



RANGER CREW 1000 PREMIUM



RANGER XP 1000 PREMIUM



RANGER CREW XP 1000 PREMIUM



RANGER XP 1000 NORTHSTAR PREMIUM



RANGER CREW XP 1000 NORTHSTAR PREMIUM



RANGER XP 1000 NORTHSTAR ULTIMATE



RANGER CREW XP 1000 NORTHSTAR ULTIMATE



RANGER XP 1000 NORTHSTAR TRAIL BOSS



RANGER CREW XP 1000 NORTHSTAR TRAIL BOSS



RANGER XP KINETIC PREMIUM



RANGER XP KINETIC ULTIMATE

SP 570

P. 62



RANGER SP 570



RANGER CREW SP 570



RANGER SP 570 PREMIUM



RANGER CREW SP 570 PREMIUM



RANGER SP 570 NORTHSTAR



RANGER CREW SP 570 NORTHSTAR

570 FULL-SIZE

P. 74



RANGER 570 FULL-SIZE



RANGER CREW 570 FULL-SIZE



RANGER 150 EFI

YOUTH

P. 76

POLARIS
RANGER

16 RANGER XD 1500

- 22 WINDSHIELDS & REAR PANELS
- 23 DOORS
- 24 CAB COMFORT & CONVENIENCE
- 25 WINCHES
- 26 PROTECTION
- 27 AUDIO
- 28 STORAGE

34 1000 / XP 1000 / XP KINETIC

- 40 ROOFS
- 42 WINDSHIELDS & REAR PANELS
- 44 DOORS
- 46 CAB COMFORT & CONVENIENCE
- 49 WINCHES
- 50 PROTECTION
- 52 AUDIO
- 56 STORAGE

62 SP 570

- 66 ROOFS & DOORS
- 68 WINDSHIELDS & REAR PANELS
- 70 AUDIO, CAB COMFORT & CONVENIENCE
- 71 PROTECTION & WINCHES
- 72 STORAGE

74 570 FULL-SIZE

76 YOUTH

78 COMMON ACCESSORIES

- 78 CONNECTED TECHNOLOGY
- 80 ELECTRICAL ACCESSORIES
- 83 TRACKS
- 84 COOLERS
- 86 HUNT
- 88 WINCHES
- 90 PLOWS
- 94 LIGHTING
- 96 WHEELS & TIRES

108 MAINTENANCE & GARAGE

- 110 MAINTENANCE
- 112 OIL
- 114 MAINTENANCE FLUIDS
- 116 GARAGE ACCESSORIES & BATTERY CHARGERS
- 120 HD PARTS
- 122 SERVICE PARTS
- 124 TIRE SEALANT & TRAILERING
- 126 POLARIS POWER

132 APPAREL

- 133 RANGER APPAREL & MERCHANDISE
- 134 HELMETS & GOGGLES
- 136 HEATED APPAREL
- 137 LIFESTYLE APPAREL

SHOP ALL RANGER ACCESSORIES
AT [POLARIS.COM/SHOPRANGER](https://polaris.com/shopranger)

RANGER XD 1500 / XP 1000 / SP 570

NORTHSTAR OFF-ROAD

CLIMATE CONTROL

Be in control of your comfort with standard Pro Shield Cab System, heat, air conditioning, and more. Polaris RANGER NorthStar Editions help you finish whatever task you set out to do, no matter the weather conditions. Take your NorthStar to the next level with hundreds of accessories to choose from based on your riding needs.

DO MORE:

PROTECTION

Protect the front and rear of your RANGER from whatever obstacles you may encounter off-road.

XD 1500 P. 26

XP 1000 P. 50

SP 570 P. 71

STORAGE

Leave nothing behind with the limitless customization of Lock & Ride storage.

XD 1500 P. 28

XP 1000 P. 56

SP 570 P. 72

AUDIO

Customize your audio system to listen to your favorite songs on the trails.

XD 1500 P. 27

XP 1000 P. 52

SP 570 P. 70

LIGHTING

Extend the day and work longer with easy-to-install powerful lighting.

P. 94

WHEELS & TIRES

Select wheels and tires custom built for your riding style and the terrain you ride in.

P. 96

UPGRADE YOUR NORTHSTAR

RANGER XD 1500 / XP 1000 / SP 570

You've got the essentials straight from the factory—but why stop there? Get the most out of your NorthStar with additional Polaris Engineered accessories to fit your riding needs. Add the MUST HAVES for top-selling accessories or UTILITY to optimize for the toughest outdoor jobs. Or, pick and choose your favorite accessories to make it your own.



XD 1500 NORTHSTAR ULTIMATE COMES STANDARD WITH:

- Heating & Air Conditioning HVAC System
- 7" Display Powered by RIDE COMMAND
- JBL® Trail Pro 2000 Audio Kit
- Pro Shield Full Glass Tip-Out Windshield with Wiper/Washer System
- Power Window Doors
- Polaris Pro HD 6,000 lb. Winch with Auto-Stop
- Sport Roof with Premium Liner & Dome Light
- Lock & Ride Glass Panel
- LED Headlights
- Auxiliary Lights – Front Bumper
- 30" Tires
- Heated Seats

PREMIUM TRIM ALSO AVAILABLE



XP 1000 NORTHSTAR ULTIMATE COMES STANDARD WITH:







- Heating & Air Conditioning HVAC System
- 7" Display Powered by RIDE COMMAND
- Pro Shield Full Glass Tip-Out Windshield with Wiper/Washer System
- Power Window Doors
- Polaris HD 4,500 lb. Winch with Auto-Stop
- Sport Roof with Premium Liner & Dome Light
- Lock & Ride Glass Panel
- LED Headlights
- 29" Tires

PREMIUM TRIM ALSO AVAILABLE



SP 570 NORTHSTAR COMES STANDARD WITH:

- Heating HVAC System
- Glass Windshield with Wiper/Washer System
- Premium Manual Crank Window Doors
- Polaris HD 3,500 lb. Winch with Auto-Stop
- Sport Roof with Premium Liner & Dome Light
- Lock & Ride Glass Rear Panel

| MUST HAVES | PRODUCT | XD 1500 | XP 1000 | SP 570 |
|------------|--------------------------------------------|-----------------------------------------------------------------------------------------------------|-----------------------------------------------------------------------------------------------------|-----------------------------------------------------------------------------------------------------|
| | Front Brushguard | 2884872 P. 26 | 2882531 P. 50 | 2885084 P. 71 |
| | Rear Brushguard | 2884876 P. 26 | 2882529 P. 50 | 2885087 P. 71 |
| | Front Hood Storage Rack | 2884878 P. 30 | 2882690 P. 58 | 2885088 P.73 |
| | Storage Box |  2889108 P. 30 |  2883279 P. 61 |  2889199 P. 72 |
| | Polaris PULSE Wiring Harness – 1 Light Bar | 2889686 P. 82 2889738 P. 82 | 2883230 P. 82 | 2889161 P.82 |
| | Pro Armor 33" – Combo LED Light Bar | 2889791 P. 95 | | |
| UTILITY | Side View Mirrors – Door Mounted | 2889862 P. 24 | 2889241 P. 47 | 2889241 P.70 |
| | Bed Extender/Divider |  2889109 P. 30 |  2882752 P. 58 |  2889183 P. 72 |
| | Electronic Cargo Box Lift | 2889768 P. 31 | 2884141 P. 60 | N/A |

TAKE ADVANTAGE

of your off-road climate control with winter and plow accessories.

P. 90



DESIGNED

by the people who designed your vehicle.



TESTED

extensively in the field so you ride with 100% confidence.



TRUSTED

65 years in the business. The #1 name in off-road.

ACCESSORIES

BACKED BY A



WARRANTY



RHINO-RACK®

From opposite sides of the globe, some of the most capable machines in the off-road world meet a trusted outdoor adventure brand to deliver industry-exclusive Rhino-Rack® bed racks and accessories designed specifically for Polaris RANGER. Perfectly integrated and tested to off-road standards, Rhino-Rack® storage solutions will help you get more storage capacity out of your RANGER, so you can stay prepared for whatever the day may bring.



WE HOLD OUR PARTNERS TO THE SAME STANDARDS



WHEELS, TIRES & LIGHTING DESIGNED WITH POLARIS TO MAXIMIZE PERFORMANCE

P. 95, 96



UNLOCKING THE POWER OF EV CHARGING

P. 39



IGNITE AND FUEL YOUR PASSION FOR PRECISE QUALITY SOUND REPRODUCTION

P. 52



DARE TO LISTEN WITH HIGH-PERFORMANCE AUDIO

P. 27, 70



PRODUCTS SO GOOD THEY REPLACE OR REPAIR THEM FOR LIFE

P. 94



PROTECTING YOUR ESSENTIAL GEAR SINCE 1943

P. 86



BRING IT ALL. BRING IT ON.

P. 32, 56



DIGITAL GAUGES FOR POWERSPORTS RIDERS

P. 79, 118

PURPOSE BUILT

FOR CAPABILITY, STRENGTH, AND COMFORT

The all-new RANGER XD 1500 introduces an entirely new class of extreme duty side-by-side and purpose-built accessories. Take on the most demanding jobs with the industry's strongest, most capable UTV with the most customizable and intuitive accessory system on the market.



NEXT-LEVEL COMFORT

LEVERAGE THE FULL CAPABILITIES OF YOUR MACHINE YEAR-ROUND.



SUPERIOR INTEGRATION

MAKE WORK EASIER WITH YOUR VEHICLE BUILT TO ADD ESSENTIAL ACCESSORIES FOR ANY JOB.




DO MORE

TACKLE ANY JOB AND LEAVE NOTHING BEHIND.



OUTWORK THEM ALL



HARDEST WORKING, SMOOTHEST RIDING. RANGER is a trusted, most capable, work partner. Developed and tested along with the vehicle, Polaris Engineered Accessories are designed for seamless integration and simple installation to get more done, year-round.

SUPERIOR INTEGRATION



P. 80

PLUG AND PLAY ELECTRICAL

A revolution in electrical accessory integration, the Polaris PULSE Electrical System allows for a simple plug and play approach for adding power to Polaris Engineered Accessories.

PRO PRO HEAVY DUTY SERIES

WINCHES

P. 88

INTEGRATED PRE-WIRED WINCH MOUNT

Designated mounting points and pre-wired connectors ensure a perfect fit and the strongest place to attach the Polaris Engineered winch - the most dependable winch for your RANGER. With wiring built right into the vehicle, we made this the easiest RANGER winch to install.




P. 90

INTEGRATED PLOW MOUNT*

The attachment points for the Glacier Plow System are integrated right at the factory and feature an innovative drive-up and go installation process.

*Integrated Plow Mount not included on RANGER SP 570 Non-Premium/Non-NorthStar Models



DO MORE



VERSATILITY

Lock & Ride mounting locations allow for limitless customization to let you work the way you want.

XD 1500 P. 22
RANGER 1000 / XP 1000 / XP KINETIC P. 42
RANGER SP 570 P. 68



ADAPTABLE STORAGE SOLUTIONS

The next generation of the Polaris Lock & Ride platform brings with it an entirely new system of purpose-built accessories and attachments. This means you can go further, push harder and do more than ever before.

XD 1500 P. 29

BRING IT ALL. BRING IT ON.



STORAGE VERSATILITY

Rhino-Rack® roof rack and bed rack solutions offer 40% more storage capacity so you never have to leave tools or gear behind.

XD 1500 P. 32
RANGER 1000 / XP 1000 / XP KINETIC P. 56

NEXT-LEVEL COMFORT




OUR BEST SEALING CAB

With the profile channels engineered into the roll cage, body plastics molded to seal and cab accessories designed to keep the elements out, the Pro Shield Cab System offers a new level of interior comfort.

XD 1500 P. 22
RANGER 1000 / XP 1000 / XP KINETIC P. 40
RANGER SP 570 P. 66

NEXT-LEVEL COMFORT

Look for the Pro Shield Logo for the four components to customize your RANGER with our best sealing cab.



BUILD YOUR CAB SYSTEM

| 1 CHOOSE YOUR ROOF | 2 CHOOSE YOUR WINDSHIELD | 3 CHOOSE YOUR REAR PANEL | 4 CHOOSE YOUR DOORS |
|-------------------------------------------------------------------|------------------------------------------------------------------------------------|------------------------------------------------------------------------------------|------------------------------------------------------------------------------------|
| RANGER 1000 XP 1000 P. 40 XP KINETIC RANGER SP 570 P. 66 | XD 1500 P. 22 RANGER 1000 XP 1000 P. 42 XP KINETIC RANGER SP 570 P. 68 | XD 1500 P. 22 RANGER 1000 XP 1000 P. 43 XP KINETIC RANGER SP 570 P. 69 | XD 1500 P. 23 RANGER 1000 XP 1000 P. 44 XP KINETIC RANGER SP 570 P. 67 |



ULTIMATE CLARITY

Tempered safety glass, clear to see through and shatterproof.

COLOR MATCHED

Key color matched accent panels available.

PROTECTION

Inner and outer shells are made from high-quality, injection-molded plastics using a state-of-the-art process to shield from the elements and more.

DURABLE CONSTRUCTION

With a 1" tube steel frame, these doors can handle the rigors of the off-road.

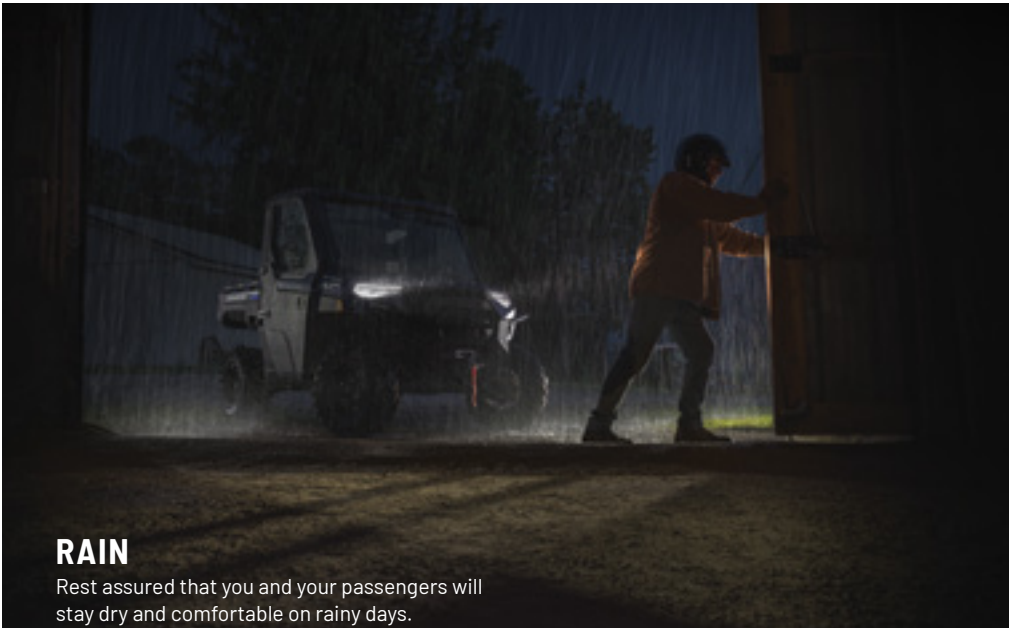


A FRAME DESIGNED FOR A CAB

All RANGER cab components fit perfectly to the contours of the profile tube cab frame, floor and body panels, allowing for a 360° gasket seal, seamless fit and installation providing unprecedented protection from the elements.


INCREASED RIDER COMFORT

Add a new level of interior comfort by adding a Pro Shield Cab System – tested to military standards. Seal out dust, water, and noise by selecting a roof, windshield, rear panel, and set of doors. Extend your work day or trail ride while protecting you and your passengers from the elements.



RAIN

Rest assured that you and your passengers will stay dry and comfortable on rainy days.



SNOW

Keep cold wind and snow out in winter months.



DUST

Reduce dust swirl in the cab of your RANGER for increased comfort and visibility.

SUPERIOR INTEGRATION

POLARIS
ENGINEERED

RIGHT FROM THE FACTORY, your vehicle is built to make essential accessories like winches and plows easy to use day-in and day-out. Mounting brackets are designed into the oversized factory bumper and wiring is routed securely and properly. When it comes to RANGER, Polaris Engineered Accessories make work easier so you can get more done.

PRO PRO HEAVY DUTY SERIES

HD HEAVY DUTY SERIES



LEARN MORE P. 88

POLARIS ENGINEERED WINCH FEATURES



Tested **1,200+** pulls at max load, it works when you need it to




Built to withstand **-20° F** temperatures



Sealed motor & heavy duty gears
OPERATE FULLY SUBMERGED UNDERWATER



MILITARY tested & approved



PRE-WIRED CHASSIS

Dash mounted controls and wiring are installed at the factory. Mount the winch, connect the wires and trust that everything is routed safely, securely, and properly.

NO NEED TO CUT PANELS

FULLY INTEGRATED MOUNT & WIRING

GLACIER[®] PLOW SYSTEM

LEARN MORE P. 90



GLACIER FEATURES



To install the plow, simply lift the mount lock handle and pull forward



No loss of factory ground clearance when not plowing



Don't have to crawl under the machine to release the plow blade from the vehicle



No trimming of vehicle plastic or fascia required to mount plow or winch



Angle your blade right from your seat with the Glacier Pro Plow Hydraulic Angle System



Angle your blade 25° left and right, conveniently from your seat


25°




INTRODUCING THE NEW
RANGER XD 1500




HUNT
COLLECTION

- 2890571 Sun Visor P. 24
- 2884875 Rockguard With Step - Crew P. 26
- 2889666 Rear Headache Rack - Winch Ready P. 30
- 2889800  Cross Bed Rail P. 30

- 2889110  Spare Tire Carrier P. 30
- 2889698 1,000 lb. Rear Cargo Box Winch P. 31
- 2889237 Rhino-Rack® Roof Rack - Crew P. 32
- 2889104 Rhino-Rack® Roof Rack Mount - Crew P. 32

- 2889527 Rhino-Rack® Eyelet Tie-Downs P. 33
- 2889881 Rhino-Rack® 200 L Luggage Bag P. 33
- 2882036 Kolpin Stronghold Gun Boot XL P. 86

- 2884106  Kolpin Stronghold Auto-Latch Mount P. 86
- 2884299 RIGID® 32" Combo LED Light Bar P. 95
- 2891026 Pro Armor Wheel & Tire Set: 32" Dual Threat w/ 5304 P. 106



Add Light Bar Harnesses P. 82



RANCH

COLLECTION

- 2889862 Side View Mirrors - Door Mounted P. 24
- 2890571 Sun Visor P. 24
- 2884872 Upper Front Brushguard P. 26
- 2884876 Rear Brushguard P. 26

- 2889666 Rear Headache Rack - Winch Ready P. 30
- 2889847  Modular Cargo System (MCS) P. 31
- 2889846  MCS Tool Rack P. 31

- 2884299 RIGID® 32" Combo LED Light Bar P. 95
- 2889930 Cast Light Bar Mount P. 95
- 5418256 Pro Armor Harvester Tire - 32" P. 99

Add Light Bar Harnesses P. 82









FARM

COLLECTION



- 2889086 Fixed Glass Windshield P. 22
- 2889092  Glass Rear Panel P. 22
- 2889099 Side View Mirrors - ROPS Mounted P. 24
- 2889767 Auxiliary Lights - Front Brushguard P. 24

- 2889276 Polaris Pro HD 6,000 lb. Winch with Rapid Rope Recovery P. 25
- 2884872 Upper Front Brushguard P. 26
- 2884878  Front Hood Storage Rack P. 30
- 2889108  Storage Box P. 30

- 2889666 Rear Headache Rack - Winch Ready P. 30
- 2889109  Bed Extender/Divider P. 30
- 2889791 Pro Armor 33" - Combo LED Light Bar P. 95
- 2889930 Cast Light Bar Mount P. 95

WINDSHIELDS & REAR PANELS



POLY
GLASS

GLASS

- Superior optical clarity (automotive level)
- Scratch-resistant
- Curved to fit, seals tight
- Cold weather / heavy duty
- Wiper ready



POLYVINYL
HARD COAT

HARD COAT POLY

- Lightweight, flexible, easy to store/remove
- Impact-resistant
- Tight seal keeps out rain and dust
- 30x more scratch-resistant

POLARIS ENGINEERED ADVANTAGES



REVOLUTIONARY INSTALLATION



AIRTIGHT GASKET SEAL



VENTING OPTIONS



MULTI-FUNCTION FEATURES

WINDSHIELDS



PRO SHIELD CAB SYSTEM

TIP-OUT GLASS WINDSHIELD UPGRADE KIT

- Components needed to convert a fixed glass windshield into a tip-out windshield
- Includes center handle, base, gas struts and hardware
- Windshield not included

» **2889085**

XD 1500 '24, CREW XD 1500 '24
REQUIRES FIXED GLASS WINDSHIELD (2889086), SOLD SEPARATELY
NOT COMPATIBLE WITH POLY WINDSHIELDS



PRO SHIELD CAB SYSTEM

FIXED GLASS WINDSHIELD

- Durable automotive glass and perfectly sealed design
- Superior clarity and toughness while shielding you from every form of weather

» **2889086**

XD 1500 '24, CREW XD 1500 '24



PRO SHIELD CAB SYSTEM

LOCK & RIDE HARD COAT POLY FULL WINDSHIELD - VENTED

- Frameless design for maximum crystal clear visibility
- Vents at the bottom of windshield allow for adjustable airflow on a hot day or defrost on a cold day
- Lock & Ride technology for quick and easy on and off
- Fits perfectly into the ROPs with a 360° gasket seal

» **2889089**

XD 1500 '24, CREW XD 1500 '24
NOT COMPATIBLE WITH TIP-OUT GLASS WINDSHIELD UPGRADE KIT (2889085)



LOCK & RIDE HARD COAT POLY FULL WINDSHIELD

- Frameless design for maximum crystal clear visibility
- Lock & Ride technology for quick and easy on and off
- Fits perfectly into the ROPs with a 360° gasket seal

» **2889088**

XD 1500 '24, CREW XD 1500 '24
NOT COMPATIBLE WITH TIP-OUT GLASS WINDSHIELD UPGRADE KIT (2889085)



LOCK & RIDE HARD COAT POLY HALF WINDSHIELD

- Seals at the base for reliable protection from the elements and off-road hazards
- Provides airflow for an open-air riding experience

» **2889090**

XD 1500 '24, CREW XD 1500 '24

REAR PANEL



PRO SHIELD CAB SYSTEM

LOCK & RIDE GLASS REAR PANEL

- Seal out the elements such as dust swirl, rain and snow
- Dramatically reduce unwanted cab noise


» **2889092**

XD 1500 '24, CREW XD 1500 '24

DOORS



PREMIUM FEATURES



UNPRECEDENTED FIT & FINISH



EASY & FAST INSTALLATION

POLARIS ENGINEERED ADVANTAGES



FULL POWER DOORS

- Fit perfectly into the ROPs with predesignated mounting locations
 - Sure-closing, tight sealing 360° gasket seal at the ROPs, and the glass windows can be adjusted infinitely with the dash-mounted switches
 - Rear hinging, for easy ingress and egress
 - The tubular steel frame lines laminate safety glass that blocks UV rays and is strengthened by an interlayer of polyvinyl butyral (PVB)
 - Come with interior and exterior door handles, power windows, and a built-in storage compartment
- » **FRONT • 2889075**
- » **REAR • 2889076**
- XD 1500 '24, CREW XD 1500 '24
REQUIRES EXTERIOR DOOR ACCENT PANELS, SOLD SEPARATELY



EXTERIOR DOOR ACCENT PANELS

- Install factory color-matched accent panels that complement your vehicle's color
 - Clear coated for UV protection and installs easily with a single screw into the door jam
 - Accent panels are required to complete the Full Power Doors
- » **FRONT • 2890688**
- » **REAR • 2890689**
- XD 1500 '24, CREW XD 1500 '24
REQUIRES FULL POWER DOORS, SOLD SEPARATELY

CAB COMFORT & CONVENIENCE



LATE AVAILABILITY

HEATER KIT

- 8-vent heater and defrost system
- Control the climate inside your cab in cold weather
- Helps defrost windshields and keep you warm or cool
- Three different fan speeds
- Heat and fan dash-mounted controls
- Manual vents

» **3-SEAT (SHOWN) • 2889745**
XD 1500 '24, CREW XD 1500 '24

» **CREW • 2890011**
XD 1500 '24, CREW XD 1500 '24
REQUIRES 3-SEAT HEATER KIT (2889745), SOLD SEPARATELY



LATE AVAILABILITY

SUN VISOR

- Injection molded visor that flips down to reduce sun glare in early morning or at dusk
- Can be mounted on passenger or drivers side

» **2890571**
XD 1500 '24, CREW XD 1500 '24



DOME LIGHT KIT

- Easy install LED dome light provides optimal visibility inside your cab

» **2889097**
XD 1500 '24, CREW XD 1500 '24



AUXILIARY LIGHTS - FRONT BRUSHGUARD

- Bumper mounted accent lights provide additional front illumination
- Integrated into bumper pockets for a seamless fit
- Dash mounted switch

» **2889767**
XD 1500 '24, CREW XD 1500 '24



CONVEX REARVIEW MIRROR

- Get a panoramic view of the trail and any obstacles behind your ORV
- Durable cast aluminum construction ensures the mirror stays attached through your roughest off-road adventures

» **2889096**
XD 1500 '24, CREW XD 1500 '24



SIDE VIEW MIRRORS

- Fully adjustable to accommodate riders of all sizes and can fold in to prevent being struck

» **DOOR MOUNTED • 2889862**
XD 1500 '24, CREW XD 1500 '24
REQUIRES FULL POWER DOORS OR GLASS/POLY WINDSHIELD, EACH SOLD SEPARATELY


» **ROPS-MOUNTED (SHOWN) • 2889099**
XD 1500 '24, CREW XD 1500 '24
NOT COMPATIBLE WITH FULL POWER DOORS OR WINDSHIELDS



DOME LIGHT - STANDALONE

- Dome light allows for in cab visibility in low light
- Standalone kit connects to front PULSE bar location

» **2890423**
XD 1500 '24, CREW XD 1500 '24



OVERHEAD SWITCH PANEL KIT

- Add up to 4 additional electrical accessory switches conveniently overhead with this roof-mounted upper switch panel

» **2890422**
XD 1500 '24, CREW XD 1500 '24

12V CARGO BOX POWER PORT

- Power your tools or accessories to get the job done
- Dash mounted switch allows you to turn a sprayer or spreader on or off from the cab

» **2890857**
XD 1500 '24, CREW XD 1500 '24



WINDSHIELD WIPER & WASHER KIT

- Designed to fit with full-height, glass windshields
- Mounts seamlessly due to the integrated mounting and wire routing locations
- Included washer tank mounts under the front hood and all electrical and sprayer lines route within the ROPS cage integrated channel
- Dash mounted rocker switch controls the wiper and sprayer independently

» **2889095**
XD 1500 '24, CREW XD 1500 '24
NOT COMPATIBLE WITH POLY WINDSHIELDS

PULSE KIT - ROOF MOUNTED

- Add additional electrical capacity to power all of your favorite Polaris accessories

» **3-SEAT • 2890262**
XD 1500 '24

» **CREW • 2890441**
CREW XD 1500 '24



HORN KIT

- Powered by the vehicle's own electrical power
- Strong blast will safely alert those nearby
- Includes horn, mounting hardware and actuator

» **2889098**
XD 1500 '24, CREW XD 1500 '24



REAR WORK LIGHT

- Mounts to the back of your cab to fully illuminate the cargo box and surrounding area
- Includes mounting hardware
- Integrated into roof for a clean look

» **2889771**
XD 1500 '24, CREW XD 1500 '24
PREMIUM MODELS REQUIRE OVERHEAD SWITCH PANEL (2890422) AND REAR PULSE KIT (PART NUMBERS VARY), EACH SOLD SEPARATELY

WINCHES



FEATURES & BENEFITS

RAPID ROPE RECOVERY

Retrieve cable 5x as fast as standard mode on other Polaris winches. Get back to riding or complete your task quicker.



NOT AVAILABLE

AUTO STOP TECHNOLOGY

Auto Stop technology protects and extends the life of your winch by automatically stopping the winch at the end of pull to prevent over-spooling.



ADD AUTO STOP UPGRADE + WIRELESS REMOTE
2890991
SYNTHETIC ROPE REQUIRED

WIRELESS REMOTE

Operate your winch wirelessly from within 50 ft of the vehicle.

PREMIUM SYNTHETIC ROPE

Lightweight, extremely strong and flexible 50 ft long rope stands up to any tough job.



| MODEL | 6,000 LB. | 4,500 LB. |
|---------------------------------|-----------|-----------|
| XD 1500 '24 CREW XD 1500 '24 | 2889276 | 2889275 |

UPGRADE YOUR CONTROLS
HD OR PRO HD WINCHES

POWER CONTROLLER

- Control your winch and plow hydraulics directly from the shift knob

» **2889769** LATE AVAILABILITY
XD 1500 '24, CREW XD 1500 '24



REPLACEMENT PARTS

SYNTHETIC ROPE

» 6,000 LB.
2879188

» 4,500 LB.
2879187



PROTECTION



AUDIO



UPPER FRONT BRUSHGUARD

- 1.75" tube steel construction
- Protects the front of your ride, including your headlights
- Mounts by bolting onto the stock front bumper
- Does not impede the headlights or winch and plow attachments
- Scratch-resistant, black powder-coated finish
- Used as attachment structure for hood rack

» 2884872
XD 1500 '24, CREW XD 1500 '24



REAR BRUSHGUARD

- Built to take on the toughest terrain with dependable strength, safely protecting tailgate and taillights
- Mounted to ensure rear clearance, your wheels can still move even when the cargo bed is tipped back fully
- Integrated mounting holes for easy installation
- Black powder-coated finish
- Compatible with tow hitches

» 2884876
XD 1500 '24, CREW XD 1500 '24



ROCKGUARD WITH STEP

- The sturdy, steel construction includes a black e-coat and a durable, black powder-coated finish
- Easily get into the vehicle, and remove mud from footwear with an integrated boot scraper
- Easily installs with integrated mounting locations directly on the frame, instead of underneath, for maximum ground clearance

» 2-SEAT (SHOWN) • 2884874
XD 1500 '24
» CREW • 2884875
CREW XD 1500 '24



FRONT BUMPER BULL BAR

- Steel upper hoop that attaches to stock bumper and adds additional protection to front of vehicle

» 2890855
XD 1500 '24, CREW XD 1500 '24



SHACKLES - HD BRUSHGUARD

- Bumper mounted tow hooks that can be used to secure vehicle to a trailer or used as an easy hook up point when towing an object

» 2890854
XD 1500 '24, CREW XD 1500 '24



JBL has brought music to life in a way people can feel for over 70 years. From iconic concerts to the world's biggest sporting events, the award-winning sound has powered the world's most epic musicians, athletes and venues. Unleash the power of music so you can live life to the fullest wherever and whenever.

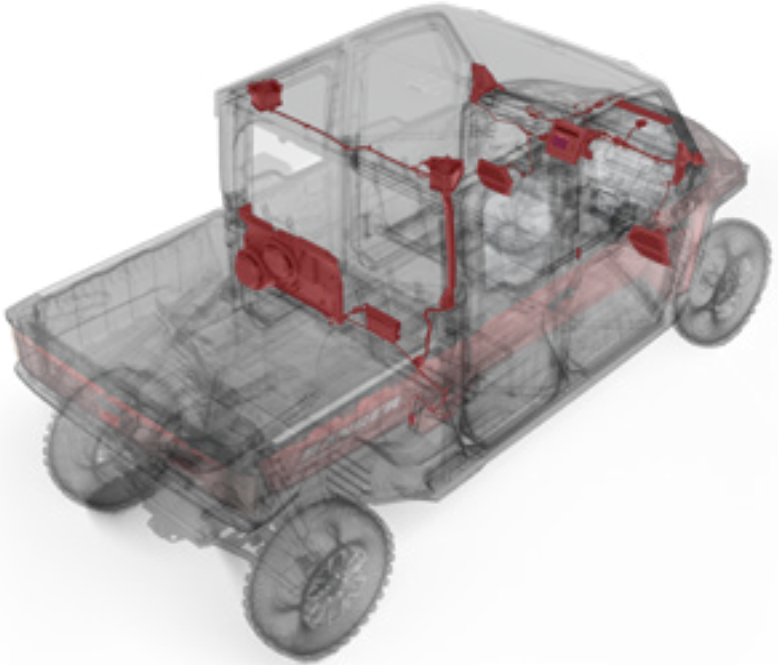
JBL® partnered with Polaris to create the highest performing audio system, specifically designed for RANGER. Purpose-built to stand up to any outdoor environment and to handle the toughest jobs.



JBL® TRAIL PRO 2000 AUDIO KIT

- 25 Watt x 4 channel internal amplifier
- 4.3" color TFT screen
- Bluetooth® 4.2
- AM/FM/WB tuner
- Two 50 Watt tweeters
- Two 75 Watt 6.5" speakers

» 2889762
XD 1500 '24, CREW XD 1500 '24



JBL® TRAIL PRO 4200 AUDIO UPGRADE KIT

- Two 40 Watt 4" speakers
- 40 Watt x 4 channel amplifier
- Two 8" subwoofers with 300 Watt amplifier

» 2889763
XD 1500 '24, CREW XD 1500 '24
REQUIRES JBL® TRAIL PRO 2000 AUDIO KIT (2889762) OR RIDE COMMAND, EACH SOLD SEPARATELY

STORAGE SOLUTIONS FOR EVERY JOB

Equip your RANGER with Polaris Engineered storage accessories to pack all your essentials for every job. The versatile lineup includes all-new, easy-to-install patented Lock & Ride MAX accessories — like a Modular Cargo System (MCS), spare tire carrier and rear storage box — that offer limitless ways to customize your vehicle's storage capabilities.



Plus, we've partnered with Rhino-Rack® to deliver premium roof and bed rack solutions. Transform your vehicle for work, play or anything in between with these easy to use racks, load securing accessories and the latest in carrier technology. These racks deliver increased storage capacity, allowing you to elevate your pursuit and get more done in a day.



INTRODUCING LR LOCK & RIDE MAX

This vehicle features and all-new accessory system built around the need for next level durability and adaptability.

Our next generation of Polaris Lock & Ride technology brings with it an entirely new system of purpose-built accessories and attachments. This means you can configure your vehicle for any job, work more efficiently and get more done than ever before.

With virtually endless configurations and no tools required, you have the freedom to easily reconfigure on the fly and spend more time getting the job done.



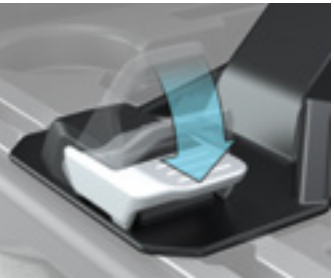
HOW IT WORKS



1. Choose accessories



2. Position on the vehicle



3. Lock accessories into place



4. Reconfigure as needed

STORAGE



LOCK & RIDE MAX
SPARE TIRE CARRIER

- Attaches to bed rails or cross bed rail
- Allows user to securely carry a spare tire up to 32 inches in diameter

» 2889110
XD 1500 '24, CREW XD 1500 '24



LOCK & RIDE MAX
CROSS BED RAIL

- Provides additional mounting options with Lock & Ride MAX accessories
- Can be used as a divider in the vehicle bed
- Quick, toolless install with Lock & Ride MAX slide locks

» 2889800
XD 1500 '24, CREW XD 1500 '24



LOCK & RIDE MAX
BED EXTENDER/DIVIDER

- Add 30% more cargo space with the rear gate lowered and the extender installed
- Can also be turned around as a divider in box to keep items from moving over bumpy terrain

» 2889109
XD 1500 '24, CREW XD 1500 '24



REAR HEADACHE RACK - WINCH READY

- Mounts to rear ROPs of vehicle
- Expanded metal screen allows rear visibility and protects rear panel from damage
- Used to mount rear mounted winch

» 2889666
XD 1500 '24, CREW XD 1500 '24



LOCK & RIDE MAX
STORAGE BOX

- Attaches to bed rails with Lock & Ride MAX technology and can be positioned anywhere in the bed
- Large enough to hold helmets and other large items
- Dustproof and waterproof with 360° seals on all openings

» 2889108
XD 1500 '24, CREW XD 1500 '24



LOCK & RIDE
FRONT HOOD STORAGE RACK

- Durable, steel-constructed rack with powder-coated finish mounts across the hood for additional UTV storage, up to 100 lbs.
- Helps protect your vehicle from brush and debris
- Easy installation with Lock & Ride technology
- Integrated side rails easily pivot to access the underhood

» 2884878
XD 1500 '24, CREW XD 1500 '24
REQUIRES UPPER FRONT BRUSHGUARD (2884872), SOLD SEPARATELY



LOCK & RIDE MAX
MODULAR CARGO SYSTEM (MCS)

- Overbed structure that bolts to Lock & Ride Max rails and allows user to add the Tool Rack, Tool Extension, Rhino-Rack® Multi-Purpose Tool Holders and/or Stronghold Auto Latch Mounts to offer additional storage solutions

» 2889847
XD 1500 '24, CREW XD 1500 '24



LOCK & RIDE MAX
RAILS - MCS/HEADACHE RACK

- Additional accessory rails that can be attached to either the Headache Rack, or to the interior of the Lock & Ride MAX Modular Cargo System (MCS)

» 2890444
XD 1500 '24, CREW XD 1500 '24
REQUIRES MODULAR CARGO SYSTEM (MCS) (2889847) OR REAR HEADACHE RACK - WINCH READY (2889666), EACH SOLD SEPARATELY



LOCK & RIDE MAX
CHAINSAW MOUNT

- Attaches to bed rails or cross bed rail and allows user to securely carry a chainsaw

» 2889105
XD 1500 '24, CREW XD 1500 '24



LOCK & RIDE MAX
MCS TOOL RACK

- Attaches to Modular Cargo System (MCS) with Lock & Ride MAX attachments, providing ability to carry long handled equipment like shovels and rakes

» 2889846
XD 1500 '24, CREW XD 1500 '24
REQUIRES MODULAR CARGO SYSTEM (MCS) (2889847) AND RAILS - MCS/HEADACHE RACK (2890444), EACH SOLD SEPARATELY



MCS TOOL RACK EXTENSIONS

- Attaches to Modular Cargo System (MCS) and allows user to carry hoses and other items

» 2889911
XD 1500 '24, CREW XD 1500 '24
REQUIRES MODULAR CARGO SYSTEM (MCS) (2889847) AND RAILS - MCS/HEADACHE RACK (2890444), EACH SOLD SEPARATELY



REAR HYDRAULIC BED LIFT

- Electric hydraulic bed lift allows for easy dumping of the bed, even when at full capacity
- Dash switch controlled


» 2889768
XD 1500 '24, CREW XD 1500 '24



GUN MOUNTING BRACKET

- Attaches to Modular Cargo System (MCS) and allows user to attach any Kolpin Stronghold Auto Latch items

» 2889931
XD 1500 '24, CREW XD 1500 '24



CARGO BED MAT

- Thick 0.2" molded poly mat looks good, protects the box, reduces unwanted drivetrain noise and keeps cargo more secure with a non-slip design

» 2889106
XD 1500 '24, CREW XD 1500 '24



FRONT RECEIVER HITCH

- 2" front receiver allows attachment of a trailer hitch for easily backing trailers into tight locations
- Bolts to vehicle frame

» 2889657
XD 1500 '24, CREW XD 1500 '24



1,000 LB. REAR CARGO BOX WINCH

- 1,000 lb. pull force winch that mounts to Headache Rack
- Allows for easy loading of big game or other large and heavy items in the bed

» 2889698
XD 1500 '24, CREW XD 1500 '24

STORAGE



RHINO-RACK®

BRING IT ALL. BRING IT ON.

From opposite sides of the globe, some of the most capable machines in the off-road world meet a trusted outdoor adventure brand to deliver industry-exclusive, purpose-built roof racks, bed racks and attachments that help RANGER riders get the job done.



PICK YOUR RACK



ROOF RACKS

- Bring everything you need
- Sleek, durable backbone and innovative attachment system ensures secure attachment to your vehicle

» 3-SEAT • 2889236
XD 1500 '24

» CREW (SHOWN) • 2889237
CREW XD 1500 '24



REAR BED RACK


- Ultimate modular load carrying solution
- Strong, lightweight aluminum construction tested in the harshest conditions
- Outfit with a wide variety of Rhino-Rack® accessories to customize your set up
- Mounts to the bed of your vehicle
- Weight capacity on bed - 150 lbs.

» 2889860
XD 1500 '24, CREW XD 1500 '24
REQUIRES RHINO-RACK® REAR BED RACK MOUNT (2889844), SOLD SEPARATELY
NOT COMPATIBLE WITH MODULAR CARGO SYSTEM (MCS) (2889847)



REAR BED RACK MOUNT

» 2889844
XD 1500 '24, CREW XD 1500 '24



ROOF RACK MOUNT

» 3-SEAT • 2889103
XD 1500 '24, CREW XD 1500 '24

» CREW • 2889104
XD 1500 '24, CREW XD 1500 '24

ACCESSORIZE IT



SPARE TIRE HOLDER

- Transport a spare tire outside the vehicle
- Easily mounts to the Rhino-Rack® Rear Bed Rack (2889590), sold separately

» 2889529
XD 1500 '24, CREW XD 1500 '24



HIGH-LIFTING JACK MOUNT

- Simple, quick install with durable brackets
- Rugged, non-corrosive powder-coated steel stands up to the harshest conditions

» 2889533
XD 1500 '24, CREW XD 1500 '24



FISHING ROD HOLDER

- Convenient, locking carrier can transport five fishing rods safely and securely on a roof rack
- Doubles as a ski/snowboard carrier

» 2889729
XD 1500 '24, CREW XD 1500 '24



200 L LUGGAGE BAG

- Carry bulky, lightweight gear in this tear- and weather-resistant canvas bag


» 2889881
XD 1500 '24, CREW XD 1500 '24



J-STYLE KAYAK HOLDER

- Transport a kayak or canoe on the roof of your vehicle

» 2889883
XD 1500 '24, CREW XD 1500 '24
REQUIRES ACCESSORY BARS (2889884), SOLD SEPARATELY



ACCESSORY BARS

- Offers horizontal fitment to allow other accessories to be attached to the Rhino-Rack® platforms

» 2889884
XD 1500 '24, CREW XD 1500 '24



GUN MOUNTING BRACKET

- Mount Kolpin Stronghold Gun Boots to Rhino-Rack® systems when paired with Auto-Latch Mount (2636942), sold separately

» 2889327
XD 1500 '24, CREW XD 1500 '24

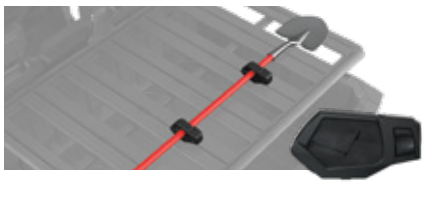
[See P. 86 for more hunt information](#)



EYELET TIE-DOWNS

- Attach in multiple locations on the platform for additional tie-down points
- Anti-corrosive, galvanized steel for heavy duty strength
- Includes one set with hardware (straps not included)

» 2889527
XD 1500 '24, CREW XD 1500 '24



MULTI-PURPOSE TOOL HOLDER

- Carry and protect tools, paddles and more
- Ratchet-locking mechanism for quick release and rubber inserts that secure gear into place

» 2889528
XD 1500 '24, CREW XD 1500 '24



TRACTION BOARD MOUNTS

- Strong, durable and easy to attach
- Traction boards sold separately

» 2889530
XD 1500 '24, CREW XD 1500 '24



CARGO CORNER BRACKETS

- Mount a NorthStar cooler or toolbox to the platform and save space inside the vehicle (straps not included)
- A unique, anti-rotation nut offers maximum security



» 2889531
XD 1500 '24, CREW XD 1500 '24



RANCH

COLLECTION

- 2882910 Under Seat Dry Storage P. 46
- 2882753 8-Vent Heater & Defrost System P. 46
- 2883265 Work Beacon LED Light P. 48
- 2882710 Polaris Pro HD 6,000 lb. Winch with Rapid Rope Recovery P. 49
- 2882531 Upper Front Brushguard P. 50

- 2882529 Rear Brushguard P. 50
- 2882752  Bed Extender/Divider P. 58
- 2890233  Headache Rack P. 58
- 2883121 RIGID® SR-Series 10" Spot LED Light P. 94
- 2883148 Pro Armor Wheel & Tire Set: Dual Threat & 4202 P. 106


Add Light Bar Harnesses P. 82



BIG GAME

COLLECTION


- 2882753 8-Vent Heater & Defrost System P. 46
- 2883265 Work Beacon LED Light P. 48
- 2882710 Polaris Pro HD 6,000 lb. Winch with Rapid Rope Recovery P. 49
- 2882690 Front Hood Storage Rack P. 58

- 2884107  Kolpin Rhino Grip Pro P. 87
- 2889791 Pro Armor 33" - Combo LED Light Bar P. 95
- 2883157 Pro Armor Wheel & Tire Set: Attack 2.0 & 5202 P. 107
- Add Light Bar Harnesses P. 82



WATERFOWL

COLLECTION



- 2883265 Work Beacon LED Light P. 48
- 2882711 Polaris Pro HD 4,500 lb. Winch with Rapid Rope Recovery P. 49
- 2882690 Front Hood Storage Rack P. 58
- 2882177  CargoMax System P. 58



- 2883263 In-Cab Gun Mount P. 87
- 2889794 Pro Armor 2"x2" Cube - LED Spot Light (x2) P. 94
- 2884271 Pro Armor Wheel & Tire Set: Mud XC & 4204 P. 106
- Add Light Bar Harnesses P. 82



CRAFTSMAN

COLLECTION

- 2882711 Polaris Pro HD 4,500 lb. Winch with Rapid Rope Recovery P. 49
- 2882752  Bed Extender/Divider P. 58
- 2882751 Cargo Bed Mat P. 60
- 2879354  Chainsaw Mount P. 60

- 2881533  Tool Rack P. 61
- 2883279  Storage Box P. 61
- 2889791 Pro Armor 33" - Combo LED Light Bar P. 95
- 2882384 Wheel & Tire Set: Pro Armor Harvester & 4202 P. 106

Add Light Bar Harnesses P. 82

RANGER XP KINETIC

THE POWER

TO DO MORE

DO MORE THAN EVER BEFORE with the full-size electric RANGER. Unmatched horsepower and instant torque means more power than ever before to precisely pull, haul more, and get more done. The industry's strongest drivetrain delivers lower maintenance costs and more uptime to get the job done. Plus, the quiet electric powertrain enables easy conversations while riding and stealthy trips to hunting spots.



RIDE COMMAND FRONT CAMERA

- Provides additional vantage point
- Front-mounted camera to help with plowing and other tasks

» 2889662
XP KINETIC '23-24



DUAL CHARGER HARNESS

- Required for installation of a 3kW On-Board Charger on XP Kinetic Premium trims

» 2889704
XP KINETIC '23-24



IN-CAB HEATER AND DEFROST KIT

- Instant heat, no more waiting for engine to warm up
- Easily control the climate inside your cab in any season
- Helps defrost windshields and keep you warm or cool
- Three different fan speeds
- Heat and fan dash-mounted controls
- Manual vents

» 2889449
XP KINETIC '23-24
REQUIRES HIGH VOLTAGE BUSBAR (2889667), SOLD SEPARATELY



HIGH VOLTAGE BUSBAR

- Required for adding heater or other high voltage accessories such as upgraded chargers

» 2889667
XP KINETIC '23-24



ACCESSORY BUMPER HARDWARE

- Required when using a front camera as well as an upper front bumper or hood rack

» 2889659
XP KINETIC '23-24



TRIPLE CHARGER HARNESS

- Required for installation of a 3kW On-Board Charger on XP Kinetic Ultimate trims

» 2889486
XP KINETIC '23-24



3kW ON-BOARD CHARGER

- Provides additional 3kW charge so you can save time and get more done with your RANGER
- Increases charge rate while decreasing charge time when connected to appropriate in home charger for more efficiency
- Maximum charge of 6kW on Premium trims and 9kW on Ultimate trims
- Upgraded Level 2 EVSE + 240V outlet required for optimal charging for Ultimate trim with 9kW upgrade
- Pair with Wallbox® Pulsar Plus for optimal charging for Ultimate trim with 9kW upgrade

» 2889661
XP KINETIC '23-24
ULTIMATE TRIM: REQUIRES HIGH VOLTAGE BUSBAR (2889667) AND TRIPLE CHARGER HARNESS (2889486), EACH SOLD SEPARATELY
PREMIUM TRIM: REQUIRES HIGH VOLTAGE BUSBAR (2889667) AND DUAL CHARGER HARNESS (2889704), EACH SOLD SEPARATELY



WALLBOX® PULSAR PLUS

- For RANGER XP Kinetic Ultimate trims only
- Achieve full charge in as little as 3.5 hours when paired with a 240V outlet

» 2890040
XP KINETIC '23-24
ULTIMATE TRIM ONLY

ROOFS

TO SHIELD AGAINST DRIVING RAIN OR THE BLISTERING SUN, a roof is the first must-have of the Polaris Engineered cab components. Get on your way with protective peace of mind.

POLY FEATURES

- Water run-off
- Polaris PULSE plug and play
- Liner ready
- Lightweight


POLARIS ENGINEERED ADVANTAGES



PREMIUM FINISH AND QUIETER RIDE



SEALED COVERAGE



REDUCE STANDING WATER



EASY AND FAST INSTALLATION

PREMIUM & SPORT ROOF FEATURES

SEE AUDIO OPTIONS P. 52
ADD POWER TO PREMIUM & SPORT ROOFS P. 80



MULTI-FUNCTION LIGHT READY

WINDSHIELD WIPER & WASHER SYSTEM WIRING READY

POLARIS PULSE INTEGRATION

AUDIO READY

SOUND ABSORBING LINER

* Premium and Sport features not available on steel roofs

POLY

Lightweight, durable and impact-resistant. A poly roof can take the abuse of a tough trail and still protect.


SPORT ROOF - POLY TOP SELLER

» BLACK • 2882911
XP 1000 '17-24, 1000 '20-24, XP KINETIC '23-24



SPORT ROOF CREW - POLY TOP SELLER

» BLACK • 2889223
CREW XP 1000 '18-24, CREW 1000 '20-24




LINERS

Get a touch of premium comfort, reduce cab noise and hide wiring.

Included with Premium Poly Roofs.

PREMIUM ROOF LINER

» 2882914
XP 1000 '17-24, 1000 '20-24, XP KINETIC '23-24
WORKS WITH 2882911, 2882912, 2882913



PREMIUM ROOF LINER - CREW TOP SELLER

» 2883457
CREW XP 1000 '18-24, CREW 1000 '20-24



WINDSHIELDS & REAR PANELS



GLASS vs **HARD COAT POLY**

GLASS

- Superior optical clarity (automotive level)
- Scratch-resistant
- Curved to fit, seals tight
- Cold weather / heavy duty
- Wiper ready

HARD COAT POLY

- Lightweight, flexible, easy to store/remove
- Impact-resistant
- 360° seal keeps out rain and dust






EASY AND FAST INSTALLATION



AIRTIGHT GASKET SEAL



MULTI-FUNCTION FEATURES

POLARIS ENGINEERED ADVANTAGES



TIP-OUT FULL WINDSHIELD - GLASS

- Tip-out design offers three positions: open, closed and vented
- Gas shocks assist in easy opening and closing
- 360° gasket for reliable protection and comfort
- Scratch-resistant automotive-style curved glass

» 2889020

XP 1000 '18-24, CREW XP 1000 '19-24, CREW 1000 '20-24, 1000 '20-24, XP KINETIC '23-24



FULL GLASS WINDSHIELD - CLEAR

- Scratch-resistant, curved laminate safety glass
- Protects against wind, rain and other debris
- UV-blocking interlayer and 360° gasket seal

» 2889021

XP 1000 '18-24, CREW XP 1000 '19-24, CREW 1000 '20-24, 1000 '20-24, XP KINETIC '23-24



FULL WINDSHIELD - POLY TOP SELLER

- Frameless design for maximum visibility

» 2883278

XP 1000 '17-24, CREW XP 1000 '18-24, CREW 1000 '20-24, 1000 '20-24, XP KINETIC '23-24



HALF WINDSHIELD - POLY TOP SELLER

- Deflects air flow from straight on, but still provides air flow in the cab

» 2883301

XP 1000 '17-24, CREW XP 1000 '18-24, CREW 1000 '20-24, 1000 '20-24, XP KINETIC '23-24



ADD ALL-WEATHER VISIBILITY
P. 46



FULL WINDSHIELD VENTED - HARD COAT POLY TOP SELLER

- Frameless design for maximum visibility
- Added vents for airflow on a hot day or defrosting on a cold day
- Requires Wiper Install Kit (2207624), sold separately

» 2883266

XP 1000 '17-24, CREW XP 1000 '18-24, CREW 1000 '20-24, 1000 '20-24, XP KINETIC '23-24



FULL WINDSHIELD - HARD COAT POLY TOP SELLER

- Frameless design for maximum visibility
- Requires Wiper Install Kit (2207624), sold separately

» 2883300

XP 1000 '17-24, CREW XP 1000 '18-24, CREW 1000 '20-24, 1000 '20-24, XP KINETIC '23-24



FLIP-DOWN WINDSHIELD - HARD COAT POLY TOP SELLER

- Two venting options: fully sealed, flip-down or remove upper half for some protection with maximum ventilation

» 2884139

XP 1000 '18-24, CREW XP 1000 '19-24, CREW 1000 '20-24, 1000 '20-24, XP KINETIC '23-24



REAR PANEL - SLIDING GLASS

- Sliding window provides ventilation, cab comfort and access to cargo in rear box

» 2879015

XP 1000 '17-24, CREW XP 1000 '18-24, CREW 1000 '20-24, 1000 '20-24, XP KINETIC '23-24



REAR PANEL - GLASS TOP SELLER

» 2879013

XP 1000 '17-24, CREW XP 1000 '18-24, CREW 1000 '20-24, 1000 '20-24, XP KINETIC '23-24



REAR PANEL - POLY TOP SELLER

- Strong, thick polycarbonate provides outstanding impact and scratch resistance
- Installs in contours of cab frame with 360° gasketing for outstanding protection, comfort, fit and finish

» 2883773

XP 1000 '17-24, CREW XP 1000 '18-24, CREW 1000 '20-24, 1000 '20-24, XP KINETIC '23-24



REDUCE IN-CAB DUST SWIRL BY ADDING A REAR PANEL.

With a windshield and roof installed, turbulent air develops behind the cab. Add a rear panel to reduce dust intrusion from this swirl.

DOORS

SEE WHAT PEOPLE ARE SAYING ABOUT THESE DOORS
YOUTUBE.COM/POLARISORV
SEARCH "DOORS"



KEY FEATURES

| | PREMIUM POLY DOORS | | | POLY DOORS | | CANVAS DOORS |
|-----------------------------|----------------------------------------------------------------------------------------------------|------------------------------------------------------------------------------------|----------------------------------------------------------------------------|--------------------------------------------------------------------------------------------------------------------------------------------------------------------------------------|------------------------------------------------------------------------------------------------------------------------------------------------------------------------------------------------------|----------------------------------------------------------------------------------------------------|
| | POWER WINDOW DOORS | MANUAL CRANK WINDOW DOORS | HALF DOORS | RANGER HUNTER DOORS | RANGER CLEARVIEW DOORS | ZIP WINDOW DOORS |
| PRO SHIELD CAB SYSTEM | | | | | | |
| WINDOW TYPE / VENTILATION | GLASS / POWER | GLASS / MANUAL CRANK | NA / OPEN TOP | GLASS / HINGED | GLASS / HINGED | CLEAR POLY / ZIPPED |
| VISIBILITY | UPPER | UPPER | UPPER | UPPER | UPPER + LOWER | UPPER + PARTIAL LOWER |
| STORAGE COMPARTMENT | STANDARD | STANDARD | STANDARD | | | |
| AUDIO-READY / SPEAKER MOUNT | STANDARD, PRE-WIRED | STANDARD | | | | |
| PREMIUM TPE LINER | STANDARD | STANDARD | STANDARD | | | |
| SPECIAL FEATURES | BUILT-IN FLOOR LIGHT, COLORED ACCENT PANELS AVAILABLE | COLORED ACCENT PANELS AVAILABLE | COLORED ACCENT PANELS AVAILABLE | DURABLE POLY CONSTRUCTION, POLARIS PURSUIT CAMO | DURABLE POLY CONSTRUCTION | AVAILABLE IN POLARIS PURSUIT CAMO |
| | • The ultimate door offering power windows, switches mounted on the door and built-in floor light. | • A premium, door offering manual crank windows for airflow adjustment in the cab. | • Provides lower protection from the off-road with an open-air experience. | • Tough clear poly shell extends from the bottom of the door until it meets the upper-hinged glass window. • Premium Polaris Pursuit Camo pattern offers extensive camo coverage. | • Deliver nearly uninterrupted visibility and maximum ambient lighting inside the cab. • Tough clear poly shell extends from the bottom of the door until it meets the upper-hinged glass window. | • Lightweight, durable protection with adjustable zipper ventilation and see-through bottom panel. |

Front and Rear Doors of same design are required to complete a cab on CREW Ranger models.

Premium Doors come with Gloss Black Exterior Door Accent Panels, images shown with optional Exterior Door Accent Panels.

| | | | | | | |
|--------------------------------------------------------------------------------------------------------------------|----------------------------------------------------------------------|-----------------------------------------------------------------------|-----------------------------------------|------------------------------------------------------------------------------------|-----------------------------------------------------------------------|-------------------------------------------------------------------------------|
| FRONT DOORS (SET OF 2) XP 1000 '18-24, CREW XP 1000 '18-24, CREW 1000 '20-24, 1000 '20-24, XP KINETIC '23-24 | TOP SELLER POWER WINDOW DOORS - POLY - BLACK 2889813 | TOP SELLER MANUAL CRANK WINDOW DOORS - POLY - BLACK 2889811 | HALF DOORS - POLY 2889814 | PRO SHIELD CAB SYSTEM RANGER HUNTER DOORS - POLARIS PURSUIT CAMO 2883229 | PRO SHIELD CAB SYSTEM RANGER CLEARVIEW DOORS 2882901 | TOP SELLER ZIP WINDOW DOORS - CANVAS - POLARIS PURSUIT CAMO 2882903 |
| | TOP SELLER MANUAL CRANK WINDOW DOORS - REAR - POLY 2889812 | | HALF DOORS - REAR - POLY 2889815 | | PRO SHIELD CAB SYSTEM RANGER CLEARVIEW DOORS - REAR 2883632 | ZIP WINDOW DOORS - REAR - CANVAS - BLACK 2883634 |

EXTERIOR DOOR ACCENT PANELS

- Replace stock gloss black accent panels
- Painted plastic and clear-coated for UV protection
- Install easily with a single screw
- Comes as a pair

SUPER GRAPHITE
FRONT 2882870-509
REAR 2883829-509

AZURE CRYSTAL
2882870-809
2883829-809

BRONSON ROCK
2882870-755
2883829-755

SPRINGFIELD BLUE
2882870-640
2883829-640

WHITE LIGHTENING
2882870-599
2883829-599

POLARIS PURSUIT CAMO
2882870-587
2883829-587

PEARL WHITE
2882870-566
--

SOLAR RED
FRONT 2883499-342
REAR --

BLACK PEARL
2882870-666
--

MATTE SUNSET RED
2882870-669
--

MATTE SAGEBRUSH GREEN
2882870-685
2883829-685

SUNSET RED METALLIC
2882870-520
2883829-520

MATTE NAVY
2882870-726
2883829-726

BURGUNDY METALLIC
2882870-629
--

STEEL BLUE
FRONT 2882870-765
REAR 2883829-765

GHOST WHITE METALLIC
2882870-774
2883829-774

POLARIS BLUE
2882870-795
2883829-795

STEALTH GRAY
2882870-804
2883829-804

ONYX BLACK
2882870-866
--

ICY WHITE PEARL
2882870-911
--

GET SUPERIOR PERFORMANCE AND OUR BEST SEAL with the Pro Shield Cab System door line

360° GASKET SEAL

EASY TO CLEAN TPE LINER

BUILT-IN STORAGE

AUDIO-READY

VENTILATION OPTIONS



REQUIRED POLARIS PULSE
INSTALLATION ITEMS

CAB COMFORT & CONVENIENCE



UNDER SEAT DRY STORAGE XP 1000 ONLY

» 2882910
XP 1000 '18-24, CREW XP 1000 '19-24, XP KINETIC '23-24
WILL NOT WORK WITH SUBWOOFER 2882890 & 2884233

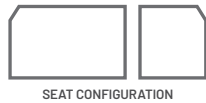


FULL-SIZE SEATSAVER® - SPLIT BENCH SEAT XP 1000 ONLY

- Covers the back and bottom of seat
- Designed to fit snug and stay wrinkle free, so it won't slip, slide, or bunch up
- Machine washable for easy cleaning

■ » CARHARTT® GRAVEL • 2890291-458

XP 1000 '18-21, CREW XP 1000 '19-21, XP KINETIC '23-24
CREW: FITS FRONT SEATS ONLY
NO REAR SEAT COVERS AVAILABLE



SEAT CONFIGURATION



REMOTE GARAGE DOOR OPENER BY HOMELINK®

- Control up to two garage doors

» 2882892
XP 1000 '18-24, CREW XP 1000 '19-24, CREW 1000 '20-24, 1000 '20-24, XP KINETIC '23-24



IN-CAB HEATER AND DEFROST KIT

- Easily control the climate inside your cab in any season
- Helps defrost windshields and keep you warm or cool
- Three different fan speeds
- Heat and fan dash-mounted controls
- Manual vents

» 2889449
XP KINETIC '23-24
REQUIRES HIGH VOLTAGE BUSBAR (2889687), SOLD SEPARATELY



12V CARGO BED POWER KIT*

- Additional power for your tools or accessories
- Requires 12V In-Bed Power Harness Extension (2890068), sold separately

» 2889673
XP 1000 '18-24, CREW XP 1000 '18-24, 1000 '20-24, CREW 1000 '20-24
REQUIRES 12V IN-BED POWER HARNESS EXTENSION (2890068), SOLD SEPARATELY



8-VENT HEATER & DEFROST SYSTEM TOP SELLER

- Easily control the climate inside your cab in any season
- Helps defrost windshields and keeps you warm or cool
- Heat and fan dash-mounted controls
- Manual vents

» 2882753 XP 1000 ONLY
XP 1000 '18-24, CREW XP 1000 '19-24
» 2884066 1000 ONLY
CREW 1000 '20-24, 1000 '20-24
NEED ADAPTER: 2884163 ON CREW 1000
» CREW HEATER ADAPTER KIT 2884163 1000 ONLY
CREW 1000 '20-24



WINDSHIELD WIPER & WASHER SYSTEM TOP SELLER

» 2883974
XP 1000 '18-24, CREW XP 1000 '19-24, CREW 1000 '20-24, 1000 '20-24, XP KINETIC '23-24
POLY WINDSHIELDS REQUIRE MOUNT KIT (2207624), SOLD SEPARATELY

HARD COAT POLY WINDSHIELD WIPER & WASHER SYSTEM MOUNTING BRACKET

» 2207624
XP 1000 '17-24, CREW XP 1000 '18-24, CREW 1000 '20-24, 1000 '20-24, XP KINETIC '23-24
REQUIRED TO USE WIPER ON POLY WINDSHIELDS (2883266 OR 2883300)



FLOOR MATS - 3 SEAT

» 2882780 XP 1000 ONLY
XP 1000 '18-24, CREW XP 1000 '19-24, XP KINETIC '23-24
CREW: FITS FRONT SEATS ONLY
» 2884247 1000 ONLY
CREW 1000 '20-24, 1000 '20-24
CREW: FITS FRONT SEATS ONLY

NOISE REDUCTION SYSTEM

- Designed to attach to the rear closure panel of your RANGER cab
- The sound absorbing material reduces unwanted noise for a quieter cab

» 2883489
XP 1000 '18-24, CREW XP 1000 '19-24, 1000 '20-24, CREW 1000 '20-24, XP KINETIC '23-24



12V IN-BED POWER HARNESS EXTENSION*

• Required for Installation of 12V Cargo Bed Power Kit (2889673)
» 2890068
CREW XP 1000 '18-24, CREW 1000 '20-24



LARGE REAR VIEW MIRROR TOP SELLER

» 2879969
XP 1000 '17-24, CREW XP 1000 '18-24, CREW 1000 '20-24, 1000 '20-24, XP KINETIC '23-24



UPPER SWITCH PANEL*

- Add up to 4 additional electrical accessory switches
- Convenient roof-mounted overhead panel
- Includes mounting hardware

» 2889674
XP 1000 '18-24, CREW XP 1000 '18-24, 1000 '20-24, CREW 1000 '20-24
REQUIRES UPPER SWITCH PANEL LIGHT BAR HARNESS (2889675), SOLD SEPARATELY



WIDE ANGLE REAR VIEW MIRROR

• Large 2.5" x 14" adjustable convex mirrored surface gives you a full-spectrum view
» 2881439
XP 1000 '17-24, CREW XP 1000 '18-24, CREW 1000 '20-24, 1000 '20-24, XP KINETIC '23-24



SIDE VIEW MIRRORS

- Mounts on any RANGER vehicle that is equipped with doors
- Fully adjustable to accommodate riders of all sizes and can fold in to prevent being struck

» DOOR MOUNTED • 2889241

» ROPS-MOUNTED (SHOWN) • 2889243

XP 1000 '18-24, CREW XP 1000 '19-24, CREW 1000 '20-24, 1000 '20-24, XP KINETIC '23-24
NOT COMPATIBLE WITH TIP-OUT WINDSHIELD (2889020), DOORS OR UNITS WITH A FORWARD GRIP HANDLE ON THE ROPS



SUN VISOR

- Injection molded visors for seamless fit to protection from the sun

» 2890288
XP 1000 '17-24, CREW XP 1000 '18-24, CREW 1000 '20-24, 1000 '20-24, XP KINETIC '23-24

CAB COMFORT & CONVENIENCE



WORK BEACON LED LIGHT

- 50 ft. of illumination 360° around your vehicle
- Ideal for plowing, hunting and nighttime utility work
- Break-away construction protects the light in areas with tight clearance
- Mounted to the vehicle on the rear of the ROPS
- Easily hinge the light up during use and hinge it down when in transit
- Add LED Headlights for more light

» 2883265

XP 1000 '18-24, CREW XP 1000 '19-24, CREW 1000 '20-24, 1000 '20-24, XP KINETIC '23-24
REQUIRES LIGHT BAR HARNESS/EXTENSION (2883230 AND 2883954), EACH SOLD SEPARATELY



LED HEADLIGHTS XP 1000 ONLY

- LED Headlights offer improved brightness and illumination vs stock halogen lights
- Designed with styling specific to RANGER

» 2889072

XP 1000 '18-24, CREW XP 1000 '19-24, XP KINETIC '23-24



MULTI-FUNCTION CAB LIGHT

- LED dome light provides white, red, green and blue lighting options
- Battery-operated. Recharges when the vehicle is on
- Can be removed to use as a flashlight in and around your vehicle

» 2882871

XP 1000 '18-24, CREW XP 1000 '19-24, CREW 1000 '20-24, 1000 '20-24, XP KINETIC '23-24
REQUIRES POLARIS PULSE ROOF 6 (2882904), SOLD SEPARATELY

- Red light is great for reading maps
- Green light is perfect for navigating in the dark
- Blue light is ideal for night riding

REAR LED WORK LIGHT

- Mounts to the back of your cab to fully illuminate the cargo box and surrounding area
- Includes necessary mounting hardware
- Requires a harness

» 2889672

XP 1000 '18-24, CREW XP 1000 '18-24, 1000 '20-24, CREW 1000 '20-24
CREW: REQUIRE HARNESS (2889675) AND HARNESS EXTENSION (2890067), EACH SOLD SEPARATELY



REVERSE WARNING ALERT

- Automatically activated whenever the vehicle is put in reverse

» 2883246

XP 1000 '18-24, CREW XP 1000 '19-24, CREW 1000 '20-24, 1000 '20-24, XP KINETIC '23-24

TOP SELLER HORN



» 2882764

XP 1000 '18-24, CREW XP 1000 '19-24, CREW 1000 '20-24, 1000 '20-24, XP KINETIC '23-24


UPPER SWITCH PANEL LIGHT BAR HARNESS*

- Required for Upper Switch Panel installation

» 2889675

» EXTENSION • 2890067

XP 1000 '18-24, CREW XP 1000 '18-24, 1000 '20-24, CREW 1000 '20-24



With Polaris PULSE it's easy to add all your electrical accessories.

LEARN MORE P. 80

WINCHES



WARRANTY

FEATURES & BENEFITS

PRO PRO HEAVY DUTY SERIES

HD HEAVY DUTY SERIES

RAPID ROPE RECOVERY

Retrieve cable 5x as fast as standard mode on other Polaris winches. Get back to riding or complete your task quicker.



NOT AVAILABLE

AUTO STOP TECHNOLOGY

Auto Stop technology protects and extends the life of your winch by automatically stopping the winch at the end of pull to prevent over-spooling.



ADD AUTO STOP UPGRADE
2883454
SYNTHETIC ROPE REQUIRED

PREMIUM SYNTHETIC ROPE

Lightweight, extremely strong and flexible 50 ft long rope stands up to any tough job.



ADD SYNTHETIC ROPE
2879187

WIRELESS REMOTE

Operate your winch wirelessly from within 50 ft of the vehicle.



TOP SELLER
ADD WIRELESS REMOTE
2883455

MODEL

6,000 LB.

4,500 LB.

4,500 LB.

XP 1000/CREW XP 1000 '19-24
1000/CREW 1000 '20-24
XP KINETIC '23-24
NON EPS RANGER 1000 REQUIRES FRONT BUMPER

TOP SELLER
2882710

TOP SELLER
2882711
High-Mounted
2889272

TOP SELLER
2882714

UPGRADE YOUR CONTROLS HD OR PRO HD WINCHES

DASH WINCH SWITCH KIT

- Allows user to add a dash switch as an additional means to control winch
- Can be used with all winches and are compatible with other control methods (wireless/wired)

» 2889050

XP 1000 '18-24, CREW XP 1000 '19-24, CREW 1000 '20-24, 1000 '20-24, XP KINETIC '23-24

TOP SELLER POWER CONTROLLER

- Control your winch and plow hydraulics directly from the shift knob

» 2883247

XP 1000 '18-24, CREW XP 1000 '19-24, CREW 1000 '20-24, 1000 '20-24, XP KINETIC '23-24
REQUIRES WINCH ADAPTER (2884159), SOLD SEPARATELY, WHEN USING A WINCH FOR LIFTING DEVICE

WIRED REMOTE CONTROL

- Must order remote handle and socket together
- » REMOTE HANDLE • 4013466
- » SOCKET • 4017102

REPLACEMENT PARTS


SYNTHETIC ROPE

- » 4,500 LB. • 2879187
- » 6,000 LB. • 2879188





PROTECTION

FRONT



INSTALLS DIRECTLY TO STOCK BUMPER









1 3/4" DIAMETER STEEL TUBE CONSTRUCTION

REAR



CAN BE USED IN CONJUNCTION WITH A TOW HITCH



STANDARD BRUSHGUARDS TOP SELLER

- To use Front Bumper with RIDE COMMAND and Front Camera, RIDE COMMAND Bumper Adapter (2207941) is required
- » FRONT • 2882531

XP 1000 '18-24, CREW XP 1000 '19-24, CREW 1000 '20-24, 1000 '20-24, XP KINETIC '23-24
FRONT BRUSHGUARD DOES NOT FIT HIGH LIFTER MODELS
1000 NON-EPS VEHICLES REQUIRE FRONT BUMPER: 2884123
- » REAR • 2882529
- » RIDE COMMAND BUMPER ADAPTER • 2207941

FOR USE ON VEHICLES WITH RIDE COMMAND AND FRONT CAMERA

HD BRUSHGUARDS

- Increased protection over stock bumper with integrated mounting locations for accessories and lights (sold separately) with a durable matte black finish
 - Easy installation with included mounting hardware
 - Additional 36" storage area for recovery equipment
- » FRONT • 2885105

XP 1000 '18-24, CREW XP 1000 '19-24, CREW 1000 '20-24, 1000 '20-24, XP KINETIC '23-24
FRONT BRUSHGUARD DOES NOT FIT HIGH LIFTER MODELS
REAR: RECOMMENDED WITH RIGID® OR PRO ARMOR
POD LIGHTS FOR UPGRADED LIGHTING
- » REAR • 2884217

ROCK GUARDS


ROCK GUARD WITH STEP

- Reliable, hard-working protection for edges of vehicle
- Integrated step with boot scraper helps keep interior clean
- Mounts directly to the frame, instead of underneath, for maximum ground clearance
- Steel construction with black e-coat and durable black powder-coated finish

- » TOP SELLER 3-SEAT • 2882530

XP 1000 '18-24, 1000 '20-24, XP KINETIC '23-24
- » CREW • 2883398

CREW XP 1000 '19-24, CREW 1000 '20-24



MUD GUARDS

NEW MUD GUARDS

- Attaches under the bed to protect underside of bed, engine components and under seat area of vehicle from mud build up
- Allows for easier vehicle cleaning and less debris build up



» RANGER 1000
2889639
1000 '20-24, CREW 1000 '20-24



» RANGER XP 1000
NORTHSTAR EDITION
2889689
'18-24 XP 1000 NORTHSTAR.
'19-24 CREW XP 1000 NORTHSTAR



» RANGER XP 1000
2889640
'18-24 XP 1000,
'19-24 CREW XP 1000

HIGH-MOUNTED FRONT BRUSHGUARD

- Increased protection over stock bumper
 - Offers a higher winch mounting position which allows for easier access when used in deep mud
 - Not compatible with Polaris Plow Systems
- » 2889271

XP 1000 '18-24, CREW XP 1000 '19-24, CREW 1000 '20-24, 1000 '20-24, XP KINETIC '23-24
HIGH-MOUNTED HD 4,500 LB. WINCH (2889272), SOLD SEPARATELY, RECOMMENDED WHEN BRUSHGUARD IS INSTALLED

HIGH-MOUNTED HD 4,500 LB. WINCH

- Provides outstanding performance and versatile pulling power
 - The elevated mounting position allows for easier access when used in deep mud
- » 2889272

XP 1000 '18-24, CREW XP 1000 '19-24, CREW 1000 '20-21, 1000 '20-24, XP KINETIC '23-24
- 

FRONT BRUSHGUARD 1000 ONLY

- Increased protection over stock bumper
 - Sturdy stamped steel and tube construction
 - Integrated mounting positions for plow and winch accessories
- » 2889330

CREW 1000 '20-24, 1000 '20-24
REQUIRED TO INSTALL WINCH/PLOW ON NON EPS RANGER 1000

ACCESSORY BUMPER HARDWARE

- Required when using a front camera as well as an upper front bumper or hood rack
- » 2889659


XP KINETIC '23-24
- 

A-ARMS

HIGH CLEARANCE A-ARMS

- Valuable, reliable protection for vital front suspension components exposed to the rigors of off-road environments
 - Strong, durable, lightweight polyethylene construction withstands off-road impacts to protect the A-Arms
- » FRONT • 2889269


XP 1000 '18-24, CREW XP 1000 '19-24, CREW 1000 '20-24, 1000 '20-24, XP KINETIC '23-24
- » REAR • 2889270

XP 1000 '18-24, CREW XP 1000 '19-24, CREW 1000 '20-24, 1000 '20-24, XP KINETIC '23-24
- 

HMW A-ARM GUARDS

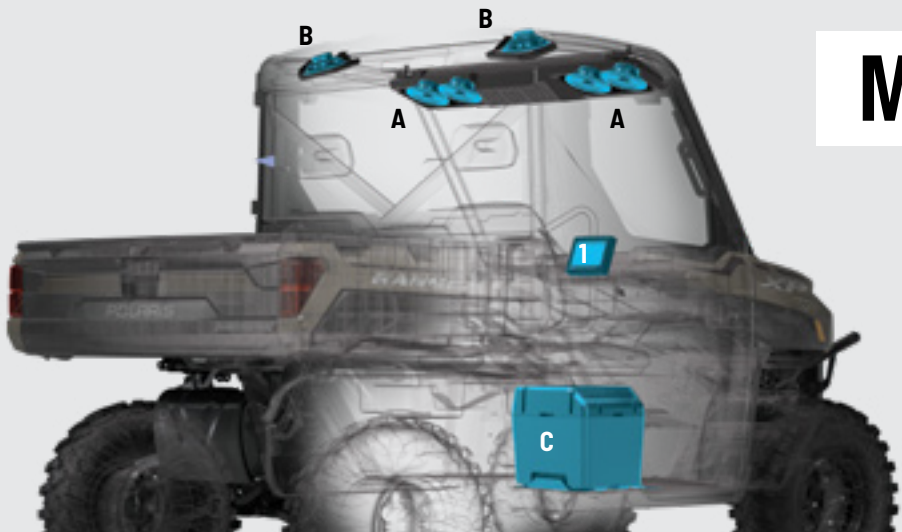
- Strong, 1/4" thick, durable, lightweight HMW (high molecular weight) polyethylene construction helps protect against off-road impacts
 - Molded specifically for the RANGER XP 1000 & 1000 front suspension for a sure fit and low-profile presence
 - Easy bolt-on design with mounting hardware included
- » FRONT • 2882784

XP 1000 '18-20, CREW XP 1000 '19-20, CREW 1000 '20, 1000 '20
WILL NOT FIT ARCHED A-ARM MODELS
- » REAR • 2882787

XP 1000 '18-24, CREW XP 1000 '19-24, CREW 1000 '20-24, 1000 '20-24, XP KINETIC '23-24
WILL NOT FIT ARCHED A-ARM MODELS
- 

AUDIO

When you research audio solutions, you'll see manufacturers bragging about how their audio equipment is "Marine Grade". Or worse yet, you'll discover they are repackaged components built for automotive applications. MB Quart®, combined with Polaris, engineers Off-Road Grade Audio equipment that's proven to deliver the loudest, crispest sound in the harshest conditions. Rain, snow, mud, heat, cold, dust—**ANY PLACE YOUR RANGER EXCELS, SO WILL YOUR AUDIO.**



MBQUART®

BUILD YOUR SOUND WITH RIDE COMMAND

STEP 1

ADD HEAD UNIT

7" DISPLAY POWERED BY RIDE COMMAND*

2884072

SEE P. 78 FOR MORE INFORMATION

STEP 2

ADD MOUNT

2889309

XP 1000 '22-24, CREW XP 1000 '22-24, CREW 1000 '22-24, 1000 '22-24, XP KINETIC '23-24

FOR NORTHSTAR AND ALL OTHER MODELS WITHOUT 900 WATT

OR

2889310

XP 1000 '22-24, CREW XP 1000 '22-24, CREW 1000 '22-24, 1000 '22-24, XP KINETIC '23-24

FOR 900 WATT STATOR

STEP 3

UPGRADE AUDIO BY ADDING VISOR OR DASH AUDIO

OPTION 1 VISOR AUDIO

A. OVERHEAD VISOR SPEAKERS

2882891

HARNESS REQUIRED

TOP SELLER 2882904

CREW MODELS REQUIRE ADDITIONAL 2883231

+

B. REAR OVERHEAD SPEAKERS

TOP SELLER 2882876

XP 1000 '18-24, CREW XP 1000 '19-24, CREW 1000 '20-24, 1000 '20-24, XP KINETIC '23-24

OR

C. 10" MAXBOOST SUBWOOFER

2884233

XP 1000 '18-24, CREW XP 1000 '19-24, XP KINETIC '23-24 WITH 900 WATT STATOR

NOT COMPATIBLE WITH UNDER SEAT DRY STORAGE (2882910) INSTALLED

OPTION 2 DASH AUDIO

AUDIO DASH SPEAKERS

TOP SELLER 2883956

XP 1000 '19-24, CREW XP 1000 '19-24, CREW 1000 '20-24, 1000 '20-24, XP KINETIC '23-24

+

B. REAR OVERHEAD SPEAKERS

TOP SELLER 2882876

XP 1000 '18-24, CREW XP 1000 '19-24, CREW 1000 '20-24, 1000 '20-24, XP KINETIC '23-24

+

C. 10" MAXBOOST SUBWOOFER

2884233

XP 1000 '18-24, CREW XP 1000 '19-24, XP KINETIC '23-24

RANGER MODELS WITH RIDE COMMAND PACKAGE REQUIRE ADAPTER HARNESS (2883232), SOLD SEPARATELY

RANGER MODELS WITHOUT RIDE COMMAND USE MAX BOOST 10" 250 WATT SUBWOOFER (2882890), SOLD SEPARATELY

NOT COMPATIBLE WITH UNDER SEAT DRY STORAGE (2882910) INSTALLED

AUDIO DASH SPEAKERS INCLUDE BUILT-IN FOUR CHANNEL AMPLIFIER (40-WATTS) AND TWO OFF-ROAD GRADE 5.25" SPEAKERS

*Due to ongoing supply chain issues, there may be delayed or limited availability of this product as an accessory add-on.

VISIT [POLARIS.COM/SHOPRANGER](https://polaris.com/shopranger) FOR FITMENT FOR YOUR SPECIFIC MODEL & YEAR

DOWNLOAD THE RIDE COMMAND MOBILE APP

Download on the App Store

GET IT ON Google Play

CHECK FOR FEATURE ENHANCEMENTS & UPDATES AT [POLARIS.COM/RIDECOMMAND](https://polaris.com/ridecommand)

AUDIO

BUILD YOUR AUDIO SYSTEM

MBQUART®

1000 / XP 1000 / XP KINETIC

ROOFS

WINDSHIELDS
& REAR PANELS

DOORS

CAB COMFORT
& CONVENIENCE

WINCHES

PROTECTION

AUDIO

STORAGE

1 CHOOSE A HEAD UNIT

Control all aspects of your sound system. Choose what to listen to and how loud.

DASH STEREO



VISOR STEREO



USE AS IS OR ADD ADDITIONAL SPEAKERS



160 WATT, WATERPROOF AM/FM BLUETOOTH® AUDIO SYSTEM TOP SELLER

- All-in-one solution for giving your vehicle a performance-ready sound system
- USB input, Bluetooth® 4.0 compatible, Apple® Control, AM/FM tuner
- Built-in four channel amplifier (40-watts x 4)
- Two off-road grade 5.25" speakers with titanium dome tweeters and polypropylene cones

» 2882750

XP 1000 '18-24, CREW XP 1000 '19-24, CREW 1000 '20-24, 1000 '20-24, XP KINETIC '23-24

COMES WITH OVERHEAD VISOR SPEAKERS(AT RIGHT)
USE AS IS OR ADD ADDITIONAL SPEAKERS



300 WATT AM/FM, BLUETOOTH® AUDIO VISOR WITH FOUR 6.5" WATERPROOF SPEAKERS TOP SELLER

- One-step solution for off-road audio
- USB input, Bluetooth® 4.0 compatible, Apple® Control, AM/FM tuner
- 300-Watt four channel amplifier (75 watts x 4)
- Four 6.5" coaxial speakers with titanium dome tweeters and polypropylene cones
- Audio outputs to drive additional speakers
- Four Accessory knocks outs

» 2882888

XP 1000 '18-24, CREW XP 1000 '19-24, CREW 1000 '20-24, 1000 '20-24, XP KINETIC '23-24
NOT COMPATIBLE WITH 7" DISPLAY POWERED BY RIDE COMMAND

2 ADD SPEAKERS - MIX AND MATCH

Your RANGER is ready for work, but is it ready to entertain? From a simple two-speaker setup to a complete system – add speakers to BUILD IT YOUR WAY.

A VISOR SPEAKERS



B OVERHEAD SPEAKERS



C SUBWOOFER



STANDARD WITH VISOR STEREO

300 WATT OVERHEAD AUDIO VISOR SPEAKERS

- Built-in 300-Watt amplifier (75-watt x 4 channels)
- Four 6.5" speakers located in the overhead
- Waterproof system for reliable power and sound quality

» 2882891

XP 1000 '18-24, CREW XP 1000 '19-24, CREW 1000 '20-24, 1000 '20-24, XP KINETIC '23-24

REAR OVERHEAD SPEAKERS TOP SELLER

- Two 6.5" rear roof mounted speakers with titanium dome tweeters and polypropylene cones
- Easy install
- Waterproof system for reliable power and sound quality

» 2882876

XP 1000 '18-24, CREW XP 1000 '19-24, CREW 1000 '20-24, 1000 '20-24, XP KINETIC '23-24

MAX BOOST 10" 250 WATT SUBWOOFER XP 1000 ONLY

- Built-in 250-watt amplifier powering 10" waterproof subwoofer
- Fits RANGER XP 1000 with flip-up passenger seat

» 2882890

XP 1000 '18-24, CREW XP 1000 '19-24, XP KINETIC '23-24
NOT COMPATIBLE WITH 7" DISPLAY POWERED BY RIDE COMMAND
NOT COMPATIBLE WITH UNDER SEAT DRY STORAGE (2882910) INSTALLED

3 MAKE IT WORK

REQUIRED WITH VISOR STEREO
SPEAKERS & HEAD UNIT

POLARIS PULSE ROOF 6 TOP SELLER

- Required with Visor Stereo (2882888)
- Required to add Visor Speakers (2882891)

» 2882904

XP 1000 '18-24, CREW XP 1000 '19-24, CREW 1000 '20-24, 1000 '20-24, XP KINETIC '23-24

CREW MODELS

CREW EXTENSION

- Required for all Crew models where Polaris PULSE Roof 6 (2882904) is required

» 2883231

CREW XP 1000 '19-24, CREW 1000 '20-24

ADDITIONAL OPTIONS

GEOFENCING KIT 1000 ONLY

- Keep vehicle operators safe by quickly setting and controlling ride boundaries such as speed limits within and outside the geofenced area
- Ensure operators are riding at the appropriate speed for their experience and terrain by setting a max speed from your RIDE COMMAND app
- Activate passcode protection and to have full control of who and when the vehicle is being operated
- Patented technology

» 2884779

CREW 1000 '20-24, 1000 '20-24

STORAGE



RHINO-RACK®

BRING IT ALL. BRING IT ON.

From opposite sides of the globe, some of the most capable machines in the off-road world meet a trusted outdoor adventure brand to deliver industry-exclusive, purpose-built roof racks, bed racks and attachments that help RANGER riders get the job done.



PICK YOUR RACK



REAR BED RACK / ROOF RACK, SMALL

- Install either in the bed or on the roof of the vehicle (mounts sold separately)
- A durable backbone ensures a secure vehicle attachment
- An innovative attachment system allows for easy accessory install
- 75 lb weight capacity per rack

» 2889236
XP 1000 '18-24, 1000 '20-24, XP KINETIC '23-24




ROOF RACK, LARGE

- Install on the roof of the vehicle (mount sold separately)
- A durable backbone ensures a secure vehicle attachment
- An innovative attachment system allows for easy accessory install
- 150 lb weight capacity

» 2889237
CREW XP 1000 '19-24, CREW 1000 '20-24

PICK YOUR MOUNT



REAR BED RACK MOUNT

» 2889235
XP 1000 '18-24, 1000 '20-24, CREW XP 1000 '19-24, CREW 1000 '20-24, XP KINETIC '23-24



ROOF RACK MOUNT

» 3-SEAT • 2889233
XP 1000 '18-24, 1000 '20-24, XP KINETIC '23-24

» CREW • 2889234
CREW XP 1000 '19-24, CREW 1000 '20-24



MAXIMIZE YOUR RIDE

For decades, Rhino-Rack® has built some of the world's highest quality racks, accessories and mounts for the widest variety of uses and conditions. So whether you use your machine for hard work, hunting, fishing, and more, you can bring it all – and bring it on!



BUILD THE ULTIMATE UTILITY VEHICLE

Transform your vehicle for work, play or anything in between with durable and easy-to-use roof and bed racks, load securing accessories and the latest in carrier technology.



BUILT FOR THE LONG HAUL

Rhino-Rack® designs and builds award-winning racks, accessories and mounts to endure the most extreme uses and conditions.


ACCESSORIZE IT



GUN MOUNTING BRACKET

- Mount Kolpin Stronghold Gun Boots to Rhino-Rack® systems when paired with Auto-Latch Mount (2636942), sold separately

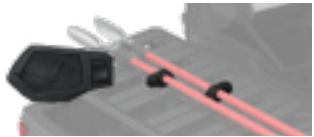
» 2889327
XP 1000 '18-24, CREW XP 1000 '19-24, CREW 1000 '20-24, 1000 '20-24, XP KINETIC '23-24



EYELET TIE-DOWNS

- Attach in multiple locations on the platform for additional tie-down points
- Anti-corrosive, galvanized steel for heavy duty strength
- Includes one set with hardware (straps not included)


» 2889527
XP 1000 '18-24, CREW XP 1000 '19-24, CREW 1000 '20-24, 1000 '20-24, XP KINETIC '23-24



MULTI-PURPOSE TOOL HOLDER

- Carry and protect tools, paddles and more
- Ratchet-locking mechanism for quick release and rubber inserts that secure gear into place

» 2889528
XP 1000 '18-24, CREW XP 1000 '19-24, CREW 1000 '20-24, 1000 '20-24, XP KINETIC '23-24



SPARE TIRE HOLDER

- Transport a spare tire outside the vehicle
- Easily mounts to the Rhino-Rack® Rear Bed Rack (2889590), sold separately

» 2889529
XP 1000 '18-24, CREW XP 1000 '19-24, CREW 1000 '20-24, 1000 '20-24, XP KINETIC '23-24



TRACTION BOARD MOUNTS

- Strong, durable and easy to attach
- Traction boards sold separately

» 2889530
XP 1000 '18-24, CREW XP 1000 '19-24, CREW 1000 '20-24, 1000 '20-24, XP KINETIC '23-24



CARGO CORNER BRACKETS

- Mount a NorthStar cooler or toolbox to the platform and save space inside the vehicle (straps not included)
- A unique, anti-rotation nut offers maximum security

» 2889531
XP 1000 '18-24, CREW XP 1000 '19-24, CREW 1000 '20-24, 1000 '20-24, XP KINETIC '23-24



HIGH-LIFTING JACK MOUNT

- Simple, quick install with durable brackets
- Rugged, non-corrosive powder-coated steel stands up to the harshest conditions

» 2889533
XP 1000 '18-24, CREW XP 1000 '19-24, CREW 1000 '20-24, 1000 '20-24, XP KINETIC '23-24



200 L LUGGAGE BAG

- Carry bulky, lightweight gear in this tear- and weather-resistant canvas bag

» 2889881
XP 1000 '18-24, CREW XP 1000 '19-24, CREW 1000 '20-24, 1000 '20-24, XP KINETIC '23-24



FISHING ROD HOLDER

- Convenient, locking carrier can transport five fishing rods safely and securely on a roof rack

• Doubles as a ski/snowboard carrier

» 2889729
XP 1000 '18-24, CREW XP 1000 '19-24, CREW 1000 '20-24, 1000 '20-24, XP KINETIC '23-24



J-STYLE KAYAK HOLDER

- Transport a kayak or canoe on the roof of your vehicle

» 2889883
XP 1000 '18-24, CREW XP 1000 '19-24, CREW 1000 '20-24, 1000 '20-24, XP KINETIC '23-24
REQUIRES ACCESSORY BARS (2889884), SOLD SEPARATELY




ACCESSORY BARS

- Offers horizontal fitment to allow other accessories to be attached to the Rhino-Rack® platforms

» 2889884
XP 1000 '18-24, CREW XP 1000 '19-24, CREW 1000 '20-24, 1000 '20-24, XP KINETIC '23-24

STORAGE



Exclusive to Polaris, Lock & Ride accessories let you quickly change from one task to another with hundreds of options.

With the flip of a lever, Lock & Ride plungers use outward pressure to expand for secure fit.



NEW
300 LB. REAR CARGO BOX WINCH

- 300 lb. pull force winch that mounts to rear headache rack
- Allows for easy loading of big game or other large and heavy items in the bed

» 2889705
XP 1000 '18-24, CREW XP 1000 '19-24, CREW 1000 '20-24, 1000 '20-24, XP KINETIC '23-24
REQUIRES LOCK & RIDE HEADACHE RACK (2890233), SOLD SEPARATELY



LOCK & RIDE CARGOMAX SYSTEM

- Comes standard with a support bar that ties the two sides together for a sturdy cargo hold
- Designed to attach to the Lock & Ride Tip-Down Headache Rack for additional support and three-sided containment
- Adjustable utility hooks provide more options for hanging tools, cords or gear

» 2882177
XP 1000 '17-24, CREW XP 1000 '18-24, CREW 1000 '20-24, 1000 '20-24, XP KINETIC '23-24



LOCK & RIDE BED EXTENDER/DIVIDER

- Extend or divide the cargo box
- Installs in any location in the box
- Multiple tie-down points available to secure cargo



LOCK & RIDE FRONT BRUSHGUARD STORAGE RACK

- Allows extra storage space in front of your vehicle
- Accommodates a Polaris Northstar 30 Quart Cooler or similar sized items
- Attaches and removes easily
- Mounts to existing plow mounting points

» 2883971
XP 1000 '18-24, CREW XP 1000 '19-24, CREW 1000 '20-24, 1000 '20-24, XP KINETIC '23-24
NOT COMPATIBLE WITH BIG GAME OR WATERFOWL MODELS (NO FACTORY PLOW MOUNTS)



FRONT HOOD STORAGE RACK

- Front curve helps keep cargo in place when traveling
- Provides additional protection
- Fully integrated pivots to gain under-hood access
- Requires Bumper Adapter 2207941 when used with 7" Display powered by RIDE COMMAND

» 2882690
XP 1000 '18-24, CREW XP 1000 '19-24, CREW 1000 '20-24, 1000 '20-24, XP KINETIC '23-24
DOES NOT FIT WITH BUMPER 2882531
REQUIRES BUMPER ADAPTER (2207941), SOLD SEPARATELY, TO WORK WITH FRONT CAMERA



» 2882752
XP 1000 '18-24, CREW XP 1000 '19-24, CREW 1000 '20-24, 1000 '20-24, XP KINETIC '23-24



LOCK & RIDE HEADACHE RACK TOP SELLER

- Lightweight and heavy-duty rack protects the cab of your RANGER and lets you haul even more

» 2890233
XP 1000 '17-24, CREW XP 1000 '18-24, CREW 1000 '20-24, 1000 '20-24, XP KINETIC '23-24



REAR SEAT STORAGE - CREW

- Attaches easily to the rear of the front seat in your crew vehicle
- Provides storage pockets for a variety of items, ensuring they're always within reach

» 2889268
CREW XP 1000 '18-24, CREW '20-24

75+ COMBINATIONS
TO MAKE IT YOUR OWN

With a full line of Lock & Ride accessories, you can haul more and do more. Use the chart below to see what combinations work together.

| | Headache Rack | CargoMax System | Bed Extender/Divider | Storage Box | Tool Rack | Chainsaw Mount | 60 Gallon Boomless Utility Sprayer | 300 lb. Rear Cargo Box Winch | Front Brushguard Storage Rack | Cargo Bed Mat | Roof Rack - 3-Seat | Bed Rack - 3-Seat & Crew | Roof Rack - Crew |
|------------------------------------|---------------|-----------------|----------------------|----------------|-----------|----------------|------------------------------------|------------------------------|-------------------------------|---------------|--------------------|--------------------------|------------------|
| | 2890233 | 2882177 | 2882752 | 2883279 | 2881533 | 2879354 | 2879799 | 2889705 | 2883971 | 2882751 | 2889236 | 2889236 | 2889237 |
| Headache Rack | 2890233 | ✓ | ✓ | ✓ | | ✓ | ✓ | ✓ | ✓ | ✓ | ✓ | | ✓ |
| CargoMax System | 2882177 | ✓ | | ✓ ² | | | | | ✓ | ✓ | ✓ | | ✓ |
| Bed Extender/Divider | 2882752 | ✓ | | ✓ | ✓ | ✓ | | ✓ | ✓ | ✓ | ✓ | | ✓ |
| Storage Box | 2883279 | ✓ | ✓ ¹ | | ✓ | ✓ | | ✓ | ✓ | ✓ | ✓ | | ✓ |
| Tool Rack | 2881533 | | ✓ | ✓ | | ✓ | | ✓ | ✓ | ✓ | ✓ | | ✓ |
| Chainsaw Mount | 2879354 | ✓ | ✓ | ✓ | ✓ | | ✓ | ✓ | ✓ | ✓ | ✓ | | ✓ |
| 60 Gallon Boomless Utility Sprayer | 2879799 | ✓ | | ✓ | | ✓ | | ✓ | ✓ | ✓ | ✓ | | ✓ |
| 300 lb. Rear Cargo Box Winch | 2889705 | ✓ | | ✓ | ✓ | ✓ | ✓ | | ✓ | ✓ | ✓ | | ✓ |
| Front Brushguard Storage Rack | 2883971 | ✓ | ✓ | ✓ | ✓ | ✓ | ✓ | ✓ | | ✓ | ✓ | ✓ | ✓ |
| Cargo Bed Mat | 2882751 | ✓ | ✓ | ✓ | ✓ | ✓ | ✓ | ✓ | ✓ | | ✓ | ✓ | ✓ |
| Roof Rack - 3-Seat | 2889236 | ✓ | ✓ | ✓ | ✓ | ✓ | ✓ | ✓ | ✓ | ✓ | | ✓ | |
| Bed Rack - 3-Seat & Crew | 2889236 | | | | | | | | ✓ | ✓ | ✓ | | ✓ |
| Roof Rack - Crew | 2889237 | ✓ | ✓ | ✓ | ✓ | ✓ | ✓ | ✓ | ✓ | ✓ | ✓ | ✓ | |

¹ Storage box at front of cargo box if not used with Tip-down Headache Rack ² Storage box at front of cargo box

LOCK & RIDE QUICKSTRAP TOP SELLER

- The quickest and most secure way to mount Polaris accessories
 - Sold as a pair
- » 2882187
ALL COOLERS, RANGER CARGO BOXES



LOCK & RIDE D-RINGS TOP SELLER

- The most versatile Lock & Ride accessory - add as many as you need to secure your cargo with bungee cords or straps
- » 2881545
ALL RANGER CARGO BOXES



1.5" x 15' 5,500 LB RATCHET STRAP

- Heavy-duty webbing
 - 5,500 lb. maximum load / 1,833 lb. working load
 - 2 Pack
- » 2884031

2" x 20' 10,000 LB RATCHET STRAP

- Heavy-duty webbing
 - 10,000 lb. maximum load / 3,300 lb. working load
 - Floating D-Rings and Double J-Hooks
- » 2884032

STORAGE



NEW
TRASH CAN HAULER

- Receiver mounted trash can hauler that allows slow speed towing of 2 trash cans
- Ideal for hauling cans down long driveways

» 2889876

XP 1000 '18-24, CREW XP 1000 '19-24, CREW 1000 '20-24, 1000 '20-24, XP KINETIC '23-24



NEW
SPARE TIRE MOUNT

- Includes one spare tire carrier
- Quick installation
- Tire carrier mounts to the rear cab to keep cargo bed free and easily accessible
- Maximum tire size supported is 30"

» 2889193

XP 1000 '18-24, CREW XP 1000 '19-24, CREW 1000 '20-24, 1000 '20-24, XP KINETIC '23-24



LOCK RIDE
CHAINSAW MOUNT

- Can be secured to the outside of the bed wall so your chainsaw is within reach at all times

» 2879354

XP 1000 '17-24, CREW XP 1000 '18-24, CREW 1000 '20-24, 1000 '20-24, XP KINETIC '23-24



LOCK RIDE
60 GALLON BOOMLESS UTILITY SPRAYER

» 2879799

XP 1000 '17-24, CREW XP 1000 '18-24, CREW 1000 '20-24, 1000 '20-24, XP KINETIC '23-24




BED ESSENTIALS



RIDE & REPAIR ESSENTIALS KIT

» 2881207

XP 1000 '17-24, CREW XP 1000 '18-24, CREW 1000 '20-24, 1000 '20-24, XP KINETIC '23-24



FIRE EXTINGUISHER HOLDER

- Only holds a 3.25" diameter extinguisher
- Quick release strap allows for easy use

» 2882158

XP 1000 '17-24, CREW XP 1000 '18-24, CREW 1000 '20-24, 1000 '20-24, XP KINETIC '23-24



CARGO BED MAT

- Non-slip surface to better secure loads and keep cargo bed clean

» 2882751

XP 1000 '18-24, CREW XP 1000 '19-24, CREW 1000 '20-24, 1000 '20-24, XP KINETIC '23-24



ELECTRONIC CARGO BOX LIFT

» 2884141

XP 1000 '18-24, CREW XP 1000 '19-24, CREW 1000 '20-24, 1000 '20-24, XP KINETIC '23-24

TASK-SPECIFIC TOOLS

LOCK RIDE
TOOL RACK

- Attach on the inside or outside of the cargo bed

» 2881533

XP 1000 '17-24, CREW XP 1000 '18-24, CREW 1000 '20-24, 1000 '20-24, XP KINETIC '23-24



ORGANIZE & PROTECT

LOCK RIDE
STORAGE BOX

- Enough room to store all the tools you need to get the job done
- Internal organizational dividers keep gear from rolling around
- Easily detaches from vehicle

» 2883279

XP 1000 '17-24, CREW XP 1000 '18-24, CREW 1000 '20-24, 1000 '20-24, XP KINETIC '23-24



TOW & HAUL



TRAILER BALLS

» 2" WITH 3/4" SHANK
2877603

» 1 7/8" WITH 3/4" SHANK
2877602



2" BALL MOUNT

» 2" RECEIVER
2875320



3:1 HITCHES

» 2" x 2" RECEIVER
2830522

» 1 1/4" x 1 1/4" RECEIVER
2830523

» 1 7/8" REPLACEMENT BALL
2830524



FRONT RECEIVER HITCH

» 2" WITH 3/4" SHANK
2884692



COOLERS P. 84



HUNT P. 86



COLD WEATHER P. 90



LIGHTING P. 94

DO MORE:



HUNT



COLLECTION




LANDOWNER

COLLECTION

- 2885078 Poly Crew Sport Roof P. 66
- 2889181 Rock Guard with Step - Crew P. 71
- 2885087 Rear Brushguard P. 71
- 2885096 Polaris Pro HD 4,500 lb. Winch with Rapid Rope Recovery P. 71

- 2885088  Front Hood Storage Rack P. 73
- 2884106  Kolpin Stronghold Auto-Latch Boot Mount P. 86
- 2882036 Kolpin Stronghold Gun Boot XL P. 86
- 2889791 Pro Armor 33" Combo LED Light Bar P. 95

- 2885077 Poly 2-Seat Sport Roof P. 66
- 2889187 Convex Weatherproof Rear View Mirror 70
- 2889243 Side View Mirrors - ROPS-Mounted P. 70

- 2885096 Polaris Pro HD 4,500 lb. Winch with Rapid Rope Recovery P. 71
- 2889189 Cargo Bed Mat P. 72
- 2889199  Storage Box P. 72



FARM
COLLECTION


- 2885077 Poly 2-Seat Sport Roof P. 66
- 2889187 Convex Weatherproof Rear View Mirror P. 70
- 2889243 Side View Mirrors - ROPS-Mounted P. 70
- 2885084 Upper Front Brushguard P. 71

- 2885087 Rear Brushguard P. 71
- 2885095 Polaris HD 3,500 lb. Winch P. 71
- 2889538 Headache Rack P. 72
- 2889189 Cargo Bed Mat P. 72



TRAIL
COLLECTION

- 2885078 Poly Crew Sport Roof P. 66
- 2885080 Full Glass Windshield P. 68
- 2879965  Rear Panel - Glass P. 69
- 2885083 Windshield Wiper & Washer Kit P. 70
- 2889187 Convex Weatherproof Rear View Mirror P. 70
- 2889243 Side View Mirrors - ROPS-Mounted P. 70

- 2885084 Upper Front Brushguard P. 71
- 2885087 Rear Brushguard P. 71
- 2889181 Rock Guard with Step - Crew P. 71
- 2889183  Bed Extender/Divider P. 72
- 2889791 Pro Armor 33" Combo LED Light Bar P. 95

ROOFS



POLY FEATURES

- Water run-off
- Polaris PULSE plug and play
- Liner ready
- Lightweight



SEALED COVERAGE



REDUCE STANDING WATER



EASY AND FAST INSTALLATION

POLARIS ENGINEERED ADVANTAGES

POLY

Lightweight, durable and impact-resistant. A poly roof can take the abuse of a tight trail and still protect.



2-SEAT



CREW



SPORT ROOF - POLY

- Offers reliable protection from the sun and rain
- Lightweight, durable polyethylene construction
- Simple one-time installation

- » 2-SEAT • BLACK • 2885077
SP 570 '22-24
- » CREW • BLACK • 2885078
CREW SP 570 '22-24

PREMIUM ROOF LINER

- Cut in-cab noise by 60% at idle and by 40% at 20 mph
 - One-piece liner attaches quickly and securely using push darts
 - Adds premium comfort and quieter cab ride
- » 2-SEAT (SHOWN) • 2885093
SP 570 '22-24
 - » CREW • 2885094
CREW SP 570 '22-24

DOORS

POLARIS ENGINEERED ADVANTAGES



PREMIUM FEATURES



UNPRECEDENTED VENTILATION OPTIONS

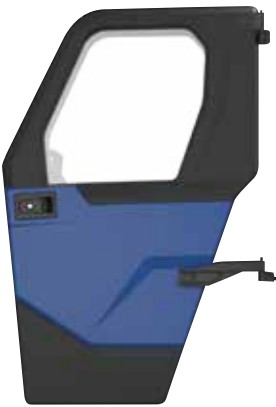


EASY AND FAST INSTALLATION

POLY

CRANK WINDOW

Has manual crank windows for airflow adjustment in the cab with a fully finished black interior and exterior panels. Has a steel tube frame with a full 360° seal to keep out dust and rain.



MANUAL CRANK WINDOW DOORS

- Set of 2 doors
- » FRONT • 2885073
SP 570 '22-24, CREW SP 570 '22-24
SHOWN WITH EXTERIOR DOOR
ACCENT PANEL 2889389-795
- Set of 2 doors
- » REAR • 2885074
CREW SP 570 '22-24
SHOWN WITH EXTERIOR DOOR
ACCENT PANEL 2889390-795

CANVAS

ZIP WINDOW

Heavy-duty 23-oz durable protection with adjustable zipper ventilation and see-through bottom panel. Powder-coated steel rod door frames provide strength and enhance fit and finish.



ZIP WINDOW DOORS

- Set of 2 doors
- » FRONT • 2885075
SP 570 '22-24, CREW SP 570 '22-24
- Set of 2 doors
- » REAR • 2885076
CREW SP 570 '22-24




EXTERIOR DOOR ACCENT PANELS

- Replace stock gloss black accent panels
- Painted plastic and clear-coated for UV protection
- Install easily with a single screw
- Comes as a pair
- Compatible with Poly doors only

| | | | | |
|-------|-------------|----------------------|------------------------------|---------------------------|
| | GHOST GRAY | POLARIS PURSUIT CAMO | SAGEBRUSH GREEN NON-METALLIC | POLARIS BLUE NON-METALLIC |
| FRONT | 2889389-728 | 2889391-587 | 2889389-560 | 2889389-795 |
| REAR | 2889390-728 | 2889392-587 | 2889390-560 | 2889390-795 |

WINDSHIELDS & REAR PANELS



POLY
GLASS

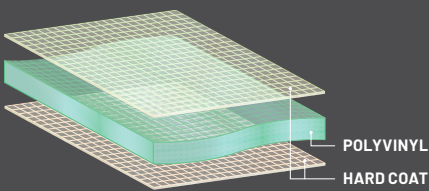
GLASS vs HARD COAT POLY

GLASS

- Superior optical clarity (automotive level)
- Scratch-resistant
- Curved to fit, seals tight
- Cold weather / heavy duty
- Wiper ready


HARD COAT POLY

- Lightweight, flexible, easy to store/remove
- Impact-resistant
- Tight seal keeps out rain and dust
- 30x more scratch resistant




POLYVINYL
HARD COAT

POLARIS ENGINEERED ADVANTAGES




REVOLUTIONARY INSTALLATION



AIRTIGHT GASKET SEAL



VENTING OPTIONS



MULTI-FUNCTION FEATURES

WINDSHIELDS

OPEN



PRO SHIELD CAB SYSTEM

FULL TIP-OUT WINDSHIELD - GLASS

- Tip-out design offers three positions: open, closed and vented
- Gas shocks assist in easy opening and closing
- 360° gasket for reliable protection and comfort
- Scratch-resistant automotive-style curved glass
- Interior sound dampening and optimized visibility

» 2885079
SP 570 '22-24, CREW SP 570 '22-24

WIPER AVAILABLE
P. 70



PRO SHIELD CAB SYSTEM

FULL GLASS WINDSHIELD - CLEAR

- Scratch-resistant, curved laminate safety glass
- Protects against wind, rain and other hazardous debris
- UV-blocking interlayer and 360° gasket seal

» 2885080
SP 570 '22-24, CREW SP 570 '22-24



LR LOCK RIDE VENTED WINDSHIELD - HARD COAT POLY

- Frameless design for maximum visibility
- Added vents for airflow on a hot day or defrosting on a cold day

» 2883342
SP 570 '22-24, CREW SP 570 '22-24



LR LOCK RIDE FULL WINDSHIELD - HARD COAT POLY TOP SELLER

- Durable, optical-grade, .236"-thick polycarbonate offers outstanding rider protection and visibility
- Windshield has minimal perimeter framework for full visibility

» 2883319
SP 570 '22-24, CREW SP 570 '22-24



LR LOCK RIDE FULL WINDSHIELD - POLY TOP SELLER

- Durable, optical-grade, .236"-thick polycarbonate offers outstanding rider protection and visibility
- Windshield has minimal perimeter framework for full visibility

» 2883318
SP 570 '22-24, CREW SP 570 '22-24



LR LOCK RIDE HALF WINDSHIELD - POLY

- Strong, durable polycarbonate half windshield delivers a combination of protection and airflow into the cab
- Half windshield offers protection from rain, sleet, spray, and off-road hazards

» 2883320
SP 570 '22-24, CREW SP 570 '22-24



REAR PANELS



PRO SHIELD CAB SYSTEM


LR LOCK RIDE REAR PANEL - GLASS TOP SELLER

- Durable, tempered laminate glass provides a high level of scratch resistance
- » 2879965
SP 570 '22-24, CREW SP 570 '22-24



LR LOCK RIDE REAR PANEL - POLY TOP SELLER

- Strong, .236"-thick polycarbonate provides outstanding impact and scratch resistance
- » 2879812
SP 570 '22-24, CREW SP 570 '22-24



REDUCE IN-CAB DUST SWIRL BY ADDING A REAR PANEL

With a windshield and roof installed, turbulent air develops behind the cab. Add a rear panel to reduce dust intrusion from this swirl.

AUDIO

POLARIS RIDE COMMAND

7" DISPLAY POWERED BY
RIDE COMMAND*

» 2884072
SP 570 '22-24
SPEAKERS NOT INCLUDED



MORE INFORMATION P. 78



JBL® DASH AUDIO KIT

- System mounts into pre-designated locations in the vehicle dash
- Complete UTV audio solution gives your vehicle a performance-ready sound system
- Includes four off-road grade, water- and dust-proof speakers, and one head unit
- Head unit features AM/FM tuner, USB input and Bluetooth® compatibility for wireless streaming

» 2885081
SP 570 '22-24

CAB COMFORT & CONVENIENCE



HEATER KIT

- Climate control for the cab of your off-road vehicle
- Total of four dash mounted vents with two positioned for defrosting the windshield and the other two for heating the cab
- Simple, dash-mounted controls
- Manually operated vents for airflow control

» 2885082
SP 570 '22-24, CREW SP 570 '22-24
SP 570 SPORT MODELS REQUIRES FRONT PULSE BAR AND HARNESSES (2889185), SOLD SEPARATELY



CONVEX WEATHERPROOF REAR VIEW MIRROR

- Convex design for a broader view of traffic
- Durable, weatherproof construction
- Mount the bolts into your choice of pre-designated mounting locations
- Compatible with roof, windshield, and other accessories

» 2889187
SP 570 '22-24, CREW SP 570 '22-24



SIDE VIEW MIRRORS

- » DOOR MOUNTED • 2889241
- » ROPS-MOUNTED (SHOWN) • 2889243

SP 570 '22-24, CREW SP 570 '22-24



FLOOR MATS - FRONT

- Protects floors from dirt and wear
- Textured, non-slip surface

» 2889186
SP 570 '22-24, CREW SP 570 '22-24

LED DOME LIGHT

- LED Dome light provides optimal visibility in the cab
- Easy to install

» 2889159
SP 570 '22-24, CREW SP 570 '22-24
SP 570 NON-PREMIUM AND NON-NORTHSTAR MODELS REQUIRE FRONT PULSE BAR AND HARNESSES 2889185

ELECTRONIC POWER STEERING KIT**

- Smoothest, most powerful electronic power steering available for your Polaris RANGER
- Variable assist for easier steering at lower speeds
- Greater responsiveness at higher speeds
- Front PULSE Bar and Harness required, sold separately

» 2889464
» EPS HARNESS KIT • 2890069
SP 570 '22-24, CREW SP 570 '22-24



WINDSHIELD WIPER & WASHER KIT

- Helps clear hazardous dirt, rain and debris from your windshield

» 2885083
SP 570 '22-24, CREW SP 570 '22-24
SP 570 SPORT MODELS REQUIRES FRONT PULSE BAR AND HARNESSES (2889185), SOLD SEPARATELY

CAB SEAL KIT

- Seal out dust from your UTV cab
- Reduces dust from getting on dash and seat

» 2889201
SP 570 '22-24, CREW SP 570 '22-24
(INCLUDED WITH PREMIUM DOORS)

HORN KIT

- Adds a warning horn to console area of vehicle

» 2889160
SP 570 '22-24, CREW SP 570 '22-24
SP 570 NON-PREMIUM AND NON-NORTHSTAR MODELS REQUIRE FRONT PULSE BAR AND HARNESSES 2889185

SPEEDKEY

» 2879988
SP 570 '22-24, CREW SP 570 '22-24



SUN VISOR

- Injection molded visor that flips down to reduce sun glare in early morning or at dusk
- Can be mounted on passenger or drivers side

» 2890571
SP 570 '22-24, CREW SP 570 '22-24

NEW SP 570 SEAT COVERS - BLACK

- Strong, durable Carhartt® seat covers for both the seat bottom and backrest
- Designed to fit snug and stay wrinkle free, so it won't slip, slide, or bunch up
- Machine washable for easy cleaning

» 2889879-458
SP 570 '22-24, CREW SP 570 '22-24

FRONT PULSE BAR AND HARNESS

- This kit is needed to install any electrical accessories to a base vehicle

» 2-SEAT • 2889185
SP 570 '22-24, CREW SP 570 '22-24
» CREW • 2889568
CREW SP 570 '22-24

PROTECTION



UPPER FRONT BRUSHGUARD

- Made from tubular steel and provides additional protection for front fenders and headlights
- Attaches to stock front bumper
- Durable, scratch-resistant, black powder-coat finish

» 2885084
SP 570 '22-24, CREW SP 570 '22-24
FITS PREMIUM MODELS ONLY
NOT COMPATIBLE WITH HOOD RACK (2885088)
USES SAME MOUNTING LOCATIONS
REQUIRES PREMIUM WELD-BUMPER (1028432-458), SOLD SEPARATELY



REAR BRUSHGUARD

- Made from tubular steel and provides additional protection for taillights
- Durable, scratch-resistant, black powder-coat finish
- Reliably enhances back-end protection of vehicle

» 2885087
SP 570 '22-24, CREW SP 570 '22-24



ROCK GUARD WITH STEP

- Reliable, hard-working protection for edges of vehicle
- Mounts directly to the frame, instead of underneath, for maximum ground clearance

» 2-SEAT (SHOWN) • 2889180
SP 570 '22-24
» CREW • 2889181
CREW SP 570 '22-24



A-ARM GUARDS

- Valuable, reliable protection for vital front suspension components exposed to the rigors of off-road environments

• Strong, durable, lightweight polyethylene construction withstands off-road impacts to protect the A-Arms
» FRONT (SHOWN) • 2885097
» REAR • 2880551
SP 570 '22-24, CREW SP 570 '22-24
NOT COMPATIBLE WITH MODELS THAT HAVE FRONT SWAY BAR

WINCHES

FEATURES & BENEFITS

PRO PRO HEAVY DUTY SERIES

HD HEAVY DUTY SERIES

RAPID ROPE RECOVERY

Retrieve cable 5x as fast as standard mode on other Polaris winches. Get back to riding or complete your task quicker.



NOT AVAILABLE

AUTO STOP TECHNOLOGY

Auto Stop technology protects and extends the life of your winch by automatically stopping the winch at the end of pull to prevent over-spooling.



WIRELESS STANDARD, WIRED OPTION

AUTO STOP UPGRADE
+ WIRELESS REMOTE
2889840

SYNTHETIC ROPE REQUIRED

WIRELESS REMOTE

Operate your winch wirelessly from within 50 ft of the vehicle.



PREMIUM SYNTHETIC ROPE

Lightweight, extremely strong and flexible 50 ft long rope stands up to any tough job.



ADD SYNTHETIC ROPE
2878888

| MODEL | 4,500 LB. | 3,500 LB. | ADD REQUIRED CABLES |
|-------------------------------------|-----------|-----------------------|------------------------------------|
| SP 570 '22-24 CREW SP 570 '22-24 | 2885096 | TOP SELLER 2885095 | 2-SEAT & CREW MODELS 2889185 |

UPGRADE YOUR CONTROLS HD OR PRO HD WINCHES

WIRED REMOTE CONTROL


- Must order remote handle and socket together
- » REMOTE HANDLE 4013466
- » SOCKET 4014228

POWER CONTROLLER

- Control your winch and plow hydraulics directly from the shift knob
- » 2889162
SP 570 '22-24



STORAGE



Exclusive and available on all Polaris vehicles, Lock & Ride accessories let you quickly change from one task to another with hundreds of options. With the flip of a lever, Lock & Ride plungers use outward pressure to expand for a secure fit.



NEW
SPARE TIRE MOUNT

- Includes one spare tire carrier
- Quick installation
- Tire carrier mounts to the rear cab to keep cargo bed free and easily accessible
- Maximum tire size supported is 30"

» 2889193
SP 570 '22-24, CREW SP 570 '22-24



LOCK & RIDE
STORAGE BOX

- Provides enough room to store all the tools you need to get the job done
- Internal organizational dividers keep gear from rolling around
- Easily detaches from vehicle

» 2889199
SP 570 '22-24, CREW SP 570 '22-24



HEADACHE RACK

- Provides extreme cargo versatility to your UTV
- Strong steel tube construction for maximum durability

» 2889538
SP 570 '22-24, CREW SP 570 '22-24



LOCK & RIDE
BED EXTENDER/DIVIDER

- Increase your cargo capacity and UTV storage
- Extend the cargo bed or divide cargo within the bed
- Lock & Ride technology for easy install without tools
- Made from durable steel and powder-coated finish

» 2889183
SP 570 '22-24, CREW SP 570 '22-24



CARGO BED MAT

- Protects cargo box, reduces drivetrain noise, and keeps cargo more secure with non-slip design
- Thick (3.18 mm) rubber mat construction

» 2889189
SP 570 '22-24, CREW SP 570 '22-24



LOCK & RIDE
TOOL RACK

- Attach on the inside or outside of the cargo bed
- » 2881533
SP 570 '22-24, CREW SP 570 '22-24



NEW
300 LB. REAR CARGO BOX WINCH

- 300 lb. pull force winch that mounts to rear headache rack
- Allows for easy loading of big game or other large and heavy items in the bed

» 2890137
SP 570 '22-24, CREW SP 570 '22-24
REQUIRES HEADACHE RACK (2889538), SOLD SEPARATELY



LOCK & RIDE
D-RINGS TOP SELLER

- The most versatile Lock & Ride accessory: add as many as you need to secure your cargo with bungee cords or straps

» 2881545
SP 570 '22-24, CREW SP 570 '22-24



LOCK & RIDE
FRONT HOOD STORAGE RACK

- Increases load-carrying capacity and protects against brush and debris
- Steel construction with a durable powder-coated finish
- Lock & Ride functions for easy install, on and off maneuvering of the basket, and under-hood access
- Weight Capacity: 100 lbs.

» 2885088
SP 570 '22-24, CREW SP 570 '22-24
NOT COMPATIBLE WITH UPPER BRUSH GUARD (2885084) AS IT USES SAME MOUNTING POINTS



RIDE & REPAIR ESSENTIALS KIT

» 2881207
SP 570 '22-24, CREW SP 570 '22-24



FIRE EXTINGUISHER HOLDER

- Quick-release strap allows for easy access

» 2882158
SP 570 '22-24, CREW SP 570 '22-24



1.5' x 15' 5,500 LB. RATCHET STRAP

- Heavy-duty webbing
- 2 pack

» 2884031

LOCK & RIDE
QUICKSTRAP

- The quickest and most secure way to mount Polaris accessories
- Sold as a pair

» 2882187
ALL COOLERS, RANGER CARGO BOXES



2' x 20' 10,000 LB. RATCHET STRAP

- Heavy-duty webbing

» 2884032



DO MORE:



COOLERS P. 84



HUNT P. 86



COLD WEATHER P. 90



LIGHTING P. 94

ALL THE RIGHT TOOLS FOR THE JOB

ROOFS



SPORT ROOF

- Lightweight, rugged polyethylene construction
- Offers protection from sun and rain
- Does not work with Full Doors

» **TOP SELLER** 3-SEAT • 2877946
570 FULL SIZE '17-21
» CREW • 2878755
CREW 570 FULL SIZE '17-24



BIMINI SOFT TOP

- Tight-fitting canvas soft top with easy on/off design
- Lightweight 600 denier, solution-dyed polyester construction

» 2876963-067
570 FULL SIZE '17-24

ROOF/REAR PANEL



CANVAS ROOF/REAR PANEL

- Constructed from premium, mold-resistant polyester with UV stabilizers
- Durable, heat-sealed vinyl window for crack resistance

» 2883471
570 FULL SIZE '17-24

WINDSHIELDS



POLY WINDSHIELD

- Optical-grade, .236"-thick polycarbonate for outstanding protection and visibility

» HARD COAT POLY • 2879489
CREW 570 FULL SIZE '18-24, 570 FULL SIZE '17-24
» **TOP SELLER** POLY • 2876958
CREW 570 FULL SIZE '18-24, 570 FULL SIZE '17-24



LOCK RIDE HALF WINDSHIELD

- Durable, optical-grade, .177"-thick polycarbonate for impact-resistance
- Half-height design delivers improved airflow for hot/dusty conditions
- Retains sporty, rugged look

» 2878756
CREW 570 FULL SIZE '18-24, 570 FULL SIZE '17-24

REAR PANEL



POLY REAR PANEL

- Constructed from thick, impact resistant polycarbonate
- Delivers protection from the elements and a quieter ride
- Scratch-resistant for years of clear vision
- Contoured design eliminates perimeter framework for full rearward visibility

» 2878165
CREW 570 FULL SIZE '18-24, 570 FULL SIZE '17-24



ADD STORAGE TO YOUR RANGER 570 P. 72

DOORS



RANGER CANVAS DOORS

- Constructed from premium, mold-resistant polyester with UV stabilizers
- Durable, heat-sealed vinyl window for crack resistance
- Zip-down windows for adjustable ventilation

» 2876962-067
570 FULL SIZE '17-24
REQUIRES CANVAS ROOF/REAR PANEL (2883471). SOLD SEPARATELY
DOES NOT FIT WITH 3-SEAT SPORT ROOF (2877946) OR BIMINI SOFT TOP (2876963-067)

PROTECTION



BRUSHGUARDS

- Provides front impact resistance and headlight protection
- Durable, scratch-resistant black powder-coated finish
- Can be used with accessory winch or plow system
- Does not interfere with rear cargo drop gate

» FRONT • 2881662
» REAR • 2881661
CREW 570 FULL SIZE '18-24, 570 FULL SIZE '17-24



HORN

» 2875048
570 FULL SIZE '17-24

REVERSE BEEPER

» 2880631
CREW 570-4 '15-21,
570 '15-21, 500 '17-24

WINCHES

| FEATURES & BENEFITS | PRO PRO HEAVY DUTY SERIES | HD HEAVY DUTY SERIES | <div>1YR</div> <div>WARRANTY</div> <div>ADD REQUIRED CABLES</div> <div>3-SEAT MODELS 2881684 CREW MODELS 2880929</div> |
|---------------------------------------------------|---------------------------------|---------------------------------|------------------------------------------------------------------------------------------------------------------------------------|
| RAPID ROPE RECOVERY | STANDARD | NOT AVAILABLE | |
| AUTO STOP TECHNOLOGY | STANDARD | OPTION | |
| WINCH LINE | SYNTHETIC ROPE | STEEL CABLE | |
| CONTROL | WIRELESS STANDARD, WIRED OPTION | WIRED STANDARD, WIRELESS OPTION | |
| MODEL | 4,500 LB. | 3,500 LB. | |
| 570 FULL-SIZE '16-24 CREW 570 FULL-SIZE '16-24 | 2882238 | TOP SELLER 2881669 | |

UPGRADE YOUR HD WINCH WITH THESE ACCESSORIES

WIRELESS REMOTE

- Up to 50 ft. range with LED indicator
- Direct plug and play operation

» 2879316
WORKS WITH 2881669



SYNTHETIC ROPE

- » 3,500 LB. 2878888
- » 4,500 LB. 2879187



STEEL CABLE

- » 3,500 LB. 2878890



AUTO STOP UPGRADE

- Billeted aluminum
- Replaces stock fairlead

» 2881693
WORKS WITH 2881669
SYNTHETIC ROPE REQUIRED

UPGRADE YOUR CONTROLS HD OR PRO HD WINCHES

WIRED REMOTE CONTROL

- Must order remote handle and socket together

» REMOTE HANDLE 4013466
» SOCKET 4014228

POWER CONTROLLER

- Control your winch and plow hydraulics directly from the shift knob

» 2879227
EV '11-24, CREW 570-4 '14-21,
570 FULL SIZE '17-24, 570 '14-21,
500 '11-24



DO MORE:



COOLERS P. 84



HUNT P. 86



COLD WEATHER P. 90



LIGHTING P. 94

RANGER 150 EFI



YOUTH CRAWLER TIRE

- Premium durability to ride longer
- Increased ground clearance and performance

150 EFI '18-24

| | | | TREAD DEPTH | TIRE WEIGHT | PLY RATING | SIDEWALL BELTS | LOAD RATING |
|-----|--------------------------|----------------|----------------|----------------|---------------|-------------------|----------------|
| 12" | 22" x 8" R12 5416945 | FRONT/ REAR | 13 mm | 18 lbs | 6 | 3 | 910 lbs |
| 12" | 22" x 10" R12 5416944 | | | | | | |

YOUTH BUCKLE WHEEL

- » FRONT • 12" x 7" • 1524114
- » REAR • 12" x 8" • 1524115

150 EFI '18-24



PRO ARMOR WHEEL & TIRE KIT: YOUTH CRAWLER & BUCKLE

- » 2885154

150 EFI '18-24



FULL WINDSHIELD - POLY

- .25" clear poly carbonate
- Mounts with Lock & Ride

- » 2889854

150 EFI '18-24



HALF WINDSHIELD - POLY

- 13" tall to provide protection and allow airflow
- .25" clear poly carbonate
- Mounts with Lock & Ride

- » 2889855

150 EFI '18-24



REAR PANEL - POLY

- .25" clear poly carbonate
- Mounts with Lock & Ride

- » 2889856

150 EFI '18-24



FRONT & REAR BRUSHGUARD SET

- Durable, e-coated steel construction
- Front and rear brushguard included

- » 2883287

150 EFI '18-24



SPORT ROOF - POLY

- Stay protected from rain, snow and sun
- Easily installs

- » 2883289

150 EFI '18-24

CONNECTED TECHNOLOGY

SMART TECH TO
OUTSMART THE UNEXPECTED



LEARN MORE AND DOWNLOAD AT
RIDECOMMAND.POLARIS.COM



| POLARIS RIDECOMMAND | | | + |
|------------------------|----------------------|---|---|
| VEHICLE OWNERSHIP | GARAGE | ✓ | ✓ |
| | WARRANTY STATUS | ✓ | ✓ |
| | MAINTENANCE TRACKING | ✓ | ✓ |
| | ISSUE DIAGNOSTIC | | ✓ |
| | VEHICLE HEALTH | | ✓ |
| RIDING FEATURES | COMMUNITY | ✓ | ✓ |
| | CONTENT SHARING | ✓ | ✓ |
| | RIDE PLANNING | ✓ | ✓ |
| | WAYPOINTS | ✓ | ✓ |
| | RIDE TRACKING | ✓ | ✓ |
| | RIDE TRACKING+ | | ✓ |
| SECURITY | GROUP RIDE | ✓ | ✓ |
| | GROUP RIDE+ | | ✓ |
| | VEHICLE LOCATOR | | ✓ |
| | LOCATION ALERTS | | ✓ |
| | BUMP ALERT | | ✓ |

POLARIS RIDECOMMAND

PLAN YOUR RIDE

Plan an epic ride with stops along the way, customize and adjust your path to maximize your route or follow turn-by-turn directions. You can even share your planned route with friends.

FOLLOW THE GROUP

With patented Group Ride technology, you can ride at your own speed and keep fellow riders in sight on your map screen, even if you get split up. Because rides are meant to be shared.

WORK SMARTER

Plow Mode automatically raises and lowers the plow depending on the gear you're in, so that you can get your work done quicker.

DISCOVER NEW TRAILS

With over 1,000,000 miles of trails available offline, you'll have the confidence to explore further, whether you have cellular coverage or not.

POLARIS RIDECOMMAND+

THE LATEST IN INDUSTRY-LEADING CONNECTED VEHICLE TECHNOLOGY

Vehicle location and health in the palm of your hand.
Over the air updates with new feature releases.



VEHICLE
LOCATION



LOCATION
ALERTS



VEHICLE
HEALTH



RIDE TRACKING+
& GROUP RIDE+



ISSUE
DIAGNOSTICS



MAINTENANCE
REMINDERS

AVAILABLE ON RIDE COMMAND MODELS & AS AN ACCESSORY

7" DISPLAY POWERED BY RIDE COMMAND*



Bright, 7" touchscreen visible in all conditions

Camera Integration

Navigate with full view of your surroundings. Use the integrated rear camera to see others behind you while riding.

Personalized Audio Experience

Seamlessly pair your display via Bluetooth® to wirelessly stream music and stay connected with call and text alerts.

Configurable Gauges

Customize your ride experience with elevation, travel direction, fuel level and more to create relevant screens for you.

Plow Mode

Make snow removal easy with Polaris Plow Mode. The plow is automatically lowered when shifting into low and automatically raised when shifting into reverse. Back drag mode allows for pulling snow away from buildings. Included on XP 1000 '18-20 and CREW XP 1000 '19-20 models.

» 2884072

XP 1000 '19-24, CREW XP 1000 '19-24, CREW 1000 '20-24, 1000 '20-24, XP KINETIC '23-24
SPEAKERS NOT INCLUDED, MUST CHOOSE AUDIO PACKAGE FOR AUDIO OUTPUT

» 2890898

XD 1500 '24, CREW XD 1500 '24
SPEAKERS NOT INCLUDED, MUST CHOOSE AUDIO PACKAGE FOR AUDIO OUTPUT

7" DISPLAY MOUNT KIT



- Necessary mount for your 7" Display Powered by RIDE COMMAND
- Seamless fit and finish
- Includes necessary wiring harness and reverse camera kits

» 2889766

XD 1500 '24, CREW XD 1500 '24

» 2889309

XP 1000 '22-24, CREW XP 1000 '22-24, CREW 1000 '22-24, 1000 '22-24

FOR NORTHSTAR AND ALL OTHER MODELS WITHOUT 900 WATT

CAMERA KITS

» FRONT • 2889662

XP KINETIC '23-24, SEE FULL DETAILS ON P. 39

» FRONT • 2890856

XD 1500 '24, CREW XD 1500 '24

» 2889310

XP 1000 '22-24, CREW XP 1000 '22-24, CREW 1000 '22-24, 1000 '22-24, XP KINETIC '23-24

FOR 900 WATT STATOR

» 2889163

SP 570 '22-24

» REAR • 2890858

XD 1500 '24, CREW XD 1500 '24

AVAILABLE ON SELECT 2023 MODELS

RIDE COMMAND+ CONNECTED VEHICLE

» PLUG-IN • 2890039

XD 1500 '24, CREW XD 1500 '24
STANDARD ON NORTHSTAR

» PLUG-IN • 2890038

XP 1000 '23-24, CREW XP 1000 '23-24, CREW 1000 '23-24, 1000 '23-24, SP 570 '23-24, CREW SP 570 '23-24

» INSTALL KIT • 2889796

XD 1500 '24, CREW XD 1500 '24
REQUIRED IN ADDITION TO 2890039
STANDARD ON NORTHSTAR

» INSTALL KIT • 2889602

XP 1000 '23-24, CREW XP 1000 '23-24, CREW 1000 '23-24, 1000 '23-24
REQUIRED IN ADDITION TO 2890038

» INSTALL KIT • 2889873

SP 570 '23-24, CREW SP 570 '23-24
REQUIRED IN ADDITION TO 2890038



LEARN MORE AT

TRAILTECH.NET

VOYAGER PRO KIT, UTV

Bright, 4" touchscreen visible in all conditions

Compatible with RIDE COMMAND

Pre-Loaded Base Maps

The map screen is enabled with base maps, topography lines, hill shading and select trails. Record or load GPS trails/riding areas and transfer to a PC.

» 922-125

AVAILABLE AT YOUR LOCAL DEALER OR ONLINE AT TRAILTECH.NET

Buddy Tracking

Track up to 20 group members no matter what type of vehicle they are riding.

Bluetooth® Enabled


Bluetooth® enabled for intercom, phone and media controls. Play songs from your phone or MicroSD card using a Bluetooth® headset, speaker or intercom. Two phones and two headsets can be connected at the same time.

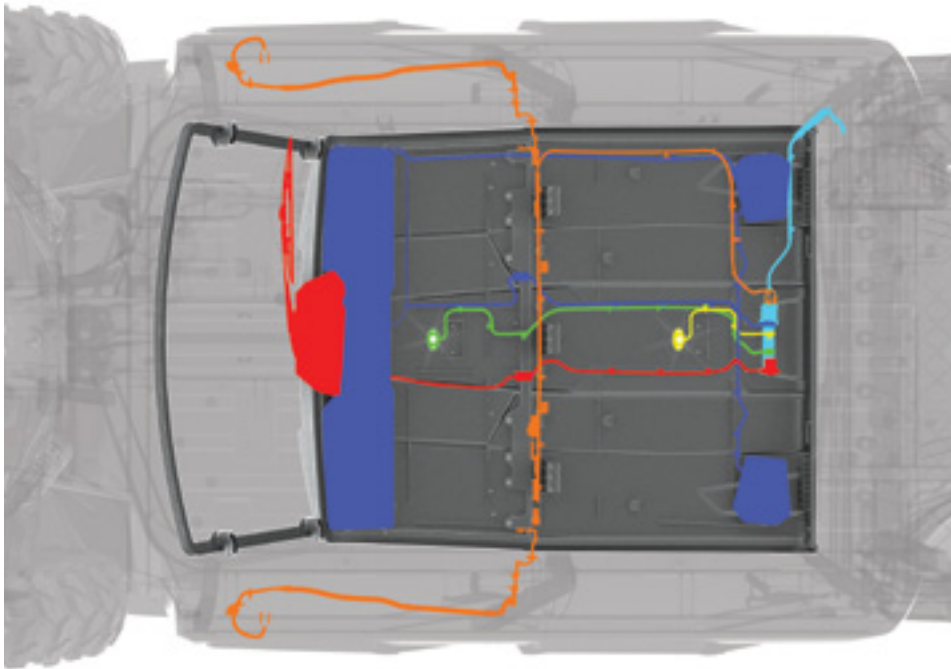
ELECTRICAL ACCESSORIES



ADD ELECTRICAL SYSTEM ACCESSORIES IN 4 EASY STEPS

Polaris PULSE is a revolutionary way to provide additional power locations on your vehicle, and makes adding electrical accessories a snap. Electrical accessories are easier to install, with designated routing areas and plug and play connections.

Look for  to identify Polaris PULSE ready accessories.



CREW XP 1000 POLARIS PULSE WIRING SHOWN



STEP 1

| CHOOSE A POLARIS PULSE READY ROOF | XD 1500 | CREW XD 1500 | 1000 XP 1000 XP KINETIC | CREW 1000 XP 1000 | SP 570 | CREW SP 570 |
|--------------------------------------------|---------|--------------|-------------------------|-------------------|---------|-------------|
| Premium Roof – Poly – Polaris Pursuit Camo | N/A | | 2882913 | N/A | N/A | |
| Premium Roof – Poly – Black | N/A | | 2882912 | N/A | N/A | |
| Sport Roof – Poly – Black | N/A | | 2882911 | 2889223 | 2885077 | 2885078 |

STEP 2

| ADD THE POLARIS PULSE ROOF 6 | XD 1500 | CREW XD 1500 | 1000 XP 1000 XP KINETIC | CREW 1000 XP 1000 | SP 570 | CREW SP 570 |
|-----------------------------------------------|---------|--------------|-------------------------|-------------------|---------|-------------|
| Polaris PULSE Roof 6 | 2890262 | 2890441 | 2882904 | | | |
| Polaris PULSE Wiring Harness – Crew Extension | N/A | | N/A | | 2889185 | |

STEP 3 ADD ACCESSORIES*

| POWER WINDOW DOORS | XD 1500 | CREW XD 1500 | 1000 XP 1000 XP KINETIC | CREW 1000 XP 1000 | SP 570 | CREW SP 570 |
|-----------------------------------------------|---------|--------------|-------------------------|-------------------|--------|-------------|
| Polaris PULSE Wiring Harness – Crew Extension | N/A | | N/A | 2883231 | N/A | |

| WINDSHIELD WIPER & WASHER SYSTEM | XD 1500 | CREW XD 1500 | 1000 XP 1000 XP KINETIC | CREW 1000 XP 1000 | SP 570 | CREW SP 570 |
|-----------------------------------------------|---------|--------------|-------------------------|-------------------|---------|-------------|
| Windshield Wiper & Washer System | 2889095 | | 2883974 | | 2885083 | |
| Polaris PULSE Wiring Harness – Crew Extension | N/A | | N/A | 2883231 | 2889185 | |

| WORK LIGHT | XD 1500 | CREW XD 1500 | 1000 XP 1000 XP KINETIC | CREW 1000 XP 1000 | SP 570 | CREW SP 570 |
|-----------------------------------------------|---------|--------------|-------------------------|-------------------|---------|-------------|
| Rear LED Work Light | 2889771 | | 2889672 | | | |
| Polaris PULSE Wiring Harness – Crew Extension | N/A | | N/A | 2883231 | 2889185 | |

| AUDIO: DASH RADIO & VISOR SPEAKERS | XD 1500 | CREW XD 1500 | 1000 XP 1000 XP KINETIC | CREW 1000 XP 1000 | SP 570 | CREW SP 570 |
|----------------------------------------------------|---------|--------------|-------------------------|-------------------|---------|-------------|
| 160 Watt, Waterproof AM/FM Bluetooth® Audio System | N/A | | 2882750 | | N/A | |
| 300 Watt Overhead Audio Visor Speakers | N/A | | 2882891 | | N/A | |
| JBL® Dash Audio Kit | N/A | | N/A | | 2885081 | |
| Polaris PULSE Wiring Harness – Crew Extension | N/A | | N/A | 2883231 | 2889185 | |

| AUDIO: VISOR AUDIO + REAR SPEAKERS | XD 1500 | CREW XD 1500 | 1000 XP 1000 XP KINETIC | CREW 1000 XP 1000 | SP 570 | CREW SP 570 |
|---------------------------------------------------------------------------|---------|--------------|-------------------------|-------------------|--------|-------------|
| 300 Watt AM/FM, Bluetooth® Audio Visor with Four 6.5" Waterproof Speakers | N/A | | 2882888 | | N/A | |
| Rear Overhead Speakers | N/A | | 2882876 | | N/A | |
| JBL® Trail Pro 4200 Audio Upgrade Kit | 2889763 | | N/A | | N/A | |
| Polaris PULSE Wiring Harness – Crew Extension | N/A | | N/A | 2883231 | N/A | |

*Add accessories to models without 7" Display Powered by RIDE COMMAND

STEP 4 FINISHING TOUCH

| CONCEAL WIRING FOR A FINISHED, COMFORTABLE LOOK | XD 1500 | CREW XD 1500 | 1000 XP 1000 XP KINETIC | CREW 1000 XP 1000 | SP 570 | CREW SP 570 |
|-------------------------------------------------|---------|--------------|-------------------------|-------------------|---------|-------------|
| Premium Roof Liner | N/A | | 2882914 | 2883457 | 2885093 | 2885094 |

ELECTRICAL ACCESSORIES



THE FOLLOWING ACCESSORIES EASILY PLUG INTO THE FACTORY INSTALLED POLARIS PULSE UNDER THE HOOD:

| | XD 1500 | 1000 / XP 1000 / XP KINETIC | SP 570 |
|-------------------------|---------|-----------------------------|--------|
| Heater & Defrost System | P. 24 | P. 46 / 39 | P. 70 |
| Horn | P. 24 | P. 48 | P. 70 |
| Plow Controller | P. 25 | P. 49 | P. 71 |
| Audio System | P. 27 | P. 52 | P. 70 |
| Light Bars | P. 94 | P. 94 | P. 94 |



POLARIS PULSE UNDERHOOD BUS BAR - 6 POSITION

- If upgrading to more than three accessories attaching to the underhood PULSE location, replace 3-Position Bus Bar with the Polaris PULSE Underhood Bus Bar - 6 Position

» **2884183** 1000 ONLY
CREW 1000 '20-24, 1000 '20-24

POLARIS FRONT PULSE BAR AND HARNESS

- This kit is required to install any electrical accessories on a base RANGER SP 570

» **2889185**
SP 570 '22-24

POLARIS PULSE BATTERY TENDER ADAPTER

- Connects your trickle charger to your vehicle

» **2884297**
XP 1000 '18-21, CREW XP 1000 '19-24, CREW 1000 '20-24, 1000 '20-24, SP 570 '22-24, CREW SP 570 '22-24, XP KINETIC '23-24



EASILY ADD LIGHTING

With Polaris PULSE it's easy to add RIGID® and Pro Armor lighting to your RANGER. All LED Light bars listed on pages 94-95 are Polaris PULSE ready, making installation that much easier.

POLARIS PULSE LIGHT BAR WIRING LOCATIONS

Front Bumper

Roof - Rear Mounted

Roof - Front Mounted

*CREW Roof - Rear Mounted

*Requires Extension

| XD 1500 | 1000 / XP 1000 / XP KINETIC | SP 570 |
|---------------------------------------------------------------------------------------------------------------------------------------------------------------------------------------------------------------|---------------------------------------------------------------------------------------------------------------------------------------------|----------------------------------------------------------------|
| 1 LIGHT WITH 1 SWITCH | | |
| PULSE Light Bar Harness - Dash Switched 2889738 -OR- Overhead Switch Panel Kit 2880422 PULSE Light Bar Harness - Upper Switch Panel 2889686 | TOP SELLER Polaris PULSE Wiring Harness - 1 LED Light Bar 2883230 Upper Switch Panel Light Bar Harness** 2889675 | Polaris PULSE Wiring Harness - 1 LED Light Bar 2889161 |
| 2 LIGHTS WITH 1 SWITCH | | |
| PULSE Light Bar Harness - Dash Switched 2889738 Y-Harness 2879860 -OR- Overhead Switch Panel Kit 2880422 PULSE Light Bar Harness - Upper Switch Panel 2889686 Y-Harness 2879860 | TOP SELLER Polaris PULSE Wiring Harness - 1 LED Light Bar 2883230 Y-Harness 2879860 | N/A |
| 2 LIGHTS WITH 2 SWITCHES | | |
| PULSE Light Bar Harness - Dash Switched (x2) 2889738 -OR- Overhead Switch Panel Kit 2880422 PULSE Light Bar Harness - Upper Switch Panel (x2) 2889686 | TOP SELLER Polaris PULSE Wiring Harness - 1 LED Light Bar (x2) 2883230 | Polaris PULSE Wiring Harness - 1 LED Light Bar (x2) 2889161 |
| EXTENSIONS FOR CREW | | |
| N/A | Polaris PULSE Wiring Harness - 1 LED Light Bar - Crew Extension 2883231 Upper Switch Panel Light Bar Harness - Extension** 2890067 | N/A |

**Check with your local dealer for availability.

TRACKS



PROSPECTOR PRO TRACK MOUNT KIT

- Install this track system mounting hardware in place of tires and wheels. Tracks sold separately.

» **2889425**

XP 1000 '21-24, CREW XP 1000 '21, CREW 1000 '20-24, 1000 '21-24, FITS MODELS WITH NON-HIGH CLEARANCE A-ARMS

» **2889426**

XP 1000 '21-24, CREW XP 1000 '21-24, FITS MODELS WITH HIGH CLEARANCE A-ARMS

» **2882783**

XP 1000 '18-21, CREW XP 1000 '19-21, CREW 1000 '20-21, 1000 '20-21

» **2880071**

CREW 570-4 '15-21, 570 '14-21, 500 '17-24

» **2889196**

SP 570 '22-24
REQUIRES PROSPECTOR PRO TRACK (2880758), SOLD SEPARATELY

PROSPECTOR PRO 2.0 TRACK

» **2890034**

XP 1000 '18-24, CREW XP 1000 '18-24, CREW 1000 '20-24, 1000 '20-24

» **2889487**

SP 570 '22-24, CREW SP 570 '22-24

PROSPECTOR PRO TRACK

» **2880758**


570 '14-21 WITH EPS, CREW 570 '14-21 WITH EPS

» **2880757**

CREW 570-4 '14-21, 570 '14-21, 500 '17-24

If using Glacier Pro Plow System with tracks, Track Plow Extension is required (2889267)

For year-round use, Polaris recommends the use of Intake Update Kit (2880673) on any RANGER XP 1000 '17, RANGER XP 1000 CREW '14-18 with tracks installed. To keep intake system working optimally, this kit pre-filters out fine snow and dust.



1 INDUSTRY-FIRST FLEX-TRACK DESIGN

Front-mounted tracks with flexible sides and a slight inward curve allow for stable handling, a more comfortable ride and precise steering over long-distances or extended working hours.

2 HIGH-DENSITY TIRE WITH ADJUSTED SHAPE

With puncture-proof tires that reduce friction and wear, the Prospector Pro 2.0 Tracks delivers trouble-free performance.

Confidently take on bumps and obstacles with 8" high-density tracks.

3 LIGHTWEIGHT POWDER COAT STEEL FRAME

Proven geometry to improve durability and deliver capability in all conditions throughout the life of the tracks.

A lighter frame provides more flotation to stay on top of the snow and allows the tracks to easily shed the elements they encounter.

4 TANDEM STABILIZER

The bolt-on, tandem mid-roller wheel provides a smoother ride by absorbing shocks.

5 BEARING HOUSING

Outer seals and stainless steel sleeves allow stronger bearing durability and greater reliability.

6 WHEEL CAP & SEAL

A fitted wheel cap with bladder effect eliminates water absorption due to temperature variation. Ride in snow or mud without worrying about track maintenance.

COOLERS

MADE FOR RIDERS.
BUILT FOR LIFE.

POLARIS
NORTHSTAR
COOLER

30, 60 & 105
QUART FEATURES



ComfortCarry
Handles



TravelLock
System



EasyOut
Drain System



NoSlip
Rubber Feet



PolarWall
Insulation



IceLock
Seal

POLARIS NORTHSTAR COOLERS CAN SURVIVE JUST ABOUT ANYTHING -
FROM EXTREME HEAT TO A NASTY TUMBLE OFF A VEHICLE.

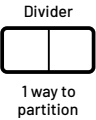


105 QUART

NEW SAGEBRUSH GREEN • 2890707
GRAPHITE • 2883426

ACCESSORIES

WIRE BASKET • 2883648
DIVIDER (1) • 2883468
WHEELS • 2883967



60 QUART

NEW SAGEBRUSH GREEN • 2890706
GRAPHITE • 2883425

ACCESSORIES

WIRE BASKET • 2882185
DIVIDERS (2) • 2882184
SEAT CUSHION • 2882179
WHEELS • 2882180



30 QUART

NEW SAGEBRUSH GREEN • 2890705
GRAPHITE • 2883424

ACCESSORIES

WIRE BASKET • 2882438
DIVIDER (1) • 2882186



15 QUART

NEW SAGEBRUSH GREEN • 2890704
GRAPHITE • 2883968



20 QUART
SOFT-SIDED COOLER

GRAPHITE • 2889285




HOLDS ICE
FOR AGES

BECAUSE JUST ANY COOLER
WON'T CUT IT OUT THERE.

You need something rugged and reliable. A cooler purpose built to handle the challenges of the off-road—while keeping your provisions on ice for days on end. Because out here, there are no ice machines, and you just left the last one in your dust. So, load it up. Lock it in. And know your NorthStar cooler is staying put—giving you a few extra days of ice time to enjoy the wild.

ESSENTIAL ACCESSORIES SO YOUR COOLER WORKS AS HARD AS YOU DO



20 OZ • 2883393

LOCK RIDE 2882187
ALL COOLERS AND POLARIS
RANGER CARGO BOXES

COMMON ACCESSORIES

CONNECTED
TECHNOLOGY

ELECTRICAL
ACCESSORIES

TRACKS

COOLERS

HUNT

WINCHES

PLOWS

LIGHTING

WHEELS & TIRES

HUNT



PROTECTING YOUR ESSENTIAL GEAR SINCE 1943

KOLPIN STRONGHOLD SYSTEM


Polaris is proud to partner with Kolpin Outdoors, an industry leader in off-road accessories and the premier name in gun boots and mounts. If you need to secure a firearm while riding, simply attach the auto-latch mount and choose your Gun Boot.

IDEAL FOR SECURE TRANSPORT OF SCOPED RIFLES AND SHOTGUNS.

STEP 1 CHOOSE YOUR MOUNT



STEP 2 CHOOSE YOUR BOOTS



KOLPIN STRONGHOLD AUTO-LATCH DOUBLE BOOT MOUNT

- Precision angle adjustable for a custom fit
- Provides a quick and secure attachment point

» DOUBLE BOOT MOUNT • 2883970

» SINGLE BOOT MOUNT • 2884106



RHINO-RACK® - GUN BOOT MOUNT

- Bracket used to mount Kolpin Stronghold Gun Boots to Rhino-Rack® systems when paired with Auto-Latch Mount (2884106), sold separately

» 2889327

XP 1000 '18-24, CREW XP 1000 '19-24, CREW 1000 '20-24, 1000 '20-24, XD 1500 '24, CREW XD 1500 '24

REQUIRES AUTO-LATCH MOUNT 2884106 TO MOUNT TO VEHICLE

SEE P. 56 FOR MORE RHINO-RACK® PRODUCTS



KOLPIN STRONGHOLD GUN BOOT XL

- Lockable and TSA approved
- Includes padded, zippered internal protective liner
- 52" L x 3 3/4" W x 10 1/2" H

» 2882036

REQUIRES AUTO-LATCH MOUNT 2883970 OR 2884106 TO MOUNT TO VEHICLE

KOLPIN STRONGHOLD GUN BOOT L

- 52" L x 4 3/4" W x 9 1/4" H

» 2882426

REQUIRES AUTO-LATCH MOUNT 2883970 OR 2884106 TO MOUNT TO VEHICLE



ADD A REAR WINCH SO YOUR RANGER WORKS HARDER THAN YOU DO

XD 1500 P. 31

RANGER 1000 / XP 1000 P. 59

RANGER SP 570 P. 73

LR LOCK & RIDE GUN RACK 6

- Adjustable to store guns at an angle or vertical (shown at angle)
- Holds six rifles or shotguns securely with soft rubber v-grips
- Stock is secured in place with a soft molded rubber inlay along the bottom of the rack
- Rack can be adjusted into three positions based on firearm height

» 2882159

XP 1000 '17-24, CREW XP 1000 '18-24, CREW 570 FULL SIZE '18-24, CREW 1000 '20-24, 570 FULL SIZE '17-24, 1000 '20-24, XD 1500 '24, CREW XD 1500 '24



IN-CAB GUN MOUNT

- Gives you instant gun access in the field
- Mounts securely to the floor and adjusts up to 45° forward
- Robust, molded gun butt holder at base
- Quick-release barrel straps
- Easily removable
- Accommodates scope-equipped rifles

» 2883263

XP 1000 '18-24, CREW XP 1000 '19-24, CREW 1000 '20-24, 1000 '20-24, XD 1500 '24, CREW XD 1500 '24

NORTHSTAR EDITION REQUIRES 2208023 HWD KIT TO INSTALL ON THE 2019 AND NEWER MODELS



POLARIS PURSUIT CAMO SxS FIELD COVER

- Full-coverage camo print cover hides your side-by-side while in the field
- Lightweight material protects your RANGER from inclement weather

» 2882160

XP 1000 '18-24, EV '11-24, 570 FULL SIZE '17-24, 570 '14-21, SP 570 '22-24, 500 '11-24, 1000 '20-24, XD 1500 '24

KOLPIN RHINO GRIPS

IDEAL FOR CARRYING RIFLES, SHOTGUNS, BOWS AND CROSSBOWS



RHINO GRIP PRO

» 2884107

» REPLACEMENT RUBBER STRAPS (2) • 2884109

ALL RANGER MODELS (EXCEPT 150 EFI)



RATCHETING RHINO GRIP

» 2881575

ALL RANGER MODELS (EXCEPT 150 EFI)



RHINO GRIP XLR

» 2889165

» REPLACEMENT RUBBER STRAPS (2) • 2889204

ALL RANGER MODELS (EXCEPT 150 EFI)



RHINO GRIP XLR - DOUBLES

» 2889166

» REPLACEMENT RUBBER STRAPS (2) • 2889204

ALL RANGER MODELS (EXCEPT 150 EFI)



All Kolpin Rhino Grips are Lock & Ride MAX / Lock & Ride compatible and come with required mounting hardware.

PLOWS

GLACIER[®] PRO HD PLOW SYSTEM

1000 / XP 1000 / XP KINETIC

Choose a Glacier Pro HD Plow System, designed to help you get the most out of your RANGER during snowy months. Select a system based on your plowing needs with premium add-ons including a hydraulic lift system or additional plow accessories.

GLACIER PRO HD PLOW SYSTEM WITH HYDRAULICS & ACCESSORIES

- System includes:
- Frame (2889308)
 - 72" Poly Blade (2879317)
 - Hydraulic Angle (2889029)
 - Hydraulic Controller (2883247)
 - Plow Markers (2872726)
 - Back Drag Bar (2889329)
 - Plow Extensions (2889328)
- » 3880002
- XP 1000 '18-24, CREW XP 1000 '19-24, CREW 1000 '20-24, 1000 '20-24, XP KINETIC '23-24
- REQUIRES LIFT METHOD: SEE WINCHES

GLACIER PRO HD PLOW SYSTEM WITH HYDRAULICS

- System includes:
- Frame (2889308)
 - 72" Poly Blade (2879317)
 - Hydraulic Angle (2889029)
 - Hydraulic Controller (2883247)
 - Plow Markers (2872726)
- » 3880003
- XP 1000 '18-24, CREW XP 1000 '19-24, CREW 1000 '20-24, 1000 '20-24, XP KINETIC '23-24
- REQUIRES LIFT METHOD: SEE WINCHES

GLACIER PRO HD PLOW SYSTEM

- System includes:
- Frame (2889308)
 - 72" Steel Blade (2890334)
- » 3880004
- XP 1000 '18-24, CREW XP 1000 '19-24, CREW 1000 '20-24, 1000 '20-24, XP KINETIC '23-24
- REQUIRES LIFT METHOD: SEE WINCHES

SP 570

GLACIER PRO HD PLOW SYSTEM WITH HYDRAULICS

- System includes:
- Quick Release Hook (2889577)
 - Frame (2880260)
 - 72" Steel Blade (2890335)
 - Hydraulic Angle (2889032)
 - Hydraulic Controller (2889162)
 - Plow Markers (2872726)
- » 3880006
- SP 570 '22-24 & CREW SP 570 '22-24
- REQUIRES LIFT METHOD: SEE WINCHES

GLACIER PRO HD PLOW SYSTEM (NON BASE MODELS)

- System includes:
- Quick Release Hook (2889577)
 - Frame (2880260)
 - 66" Poly Blade (2880269)
- » 3880007
- SP 570 '22-24 & CREW SP 570 '22-24
- REQUIRES LIFT METHOD: SEE WINCHES AND HYDRAULIC LIFT OPTION

GLACIER PRO HD PLOW SYSTEM (BASE MODELS ONLY)

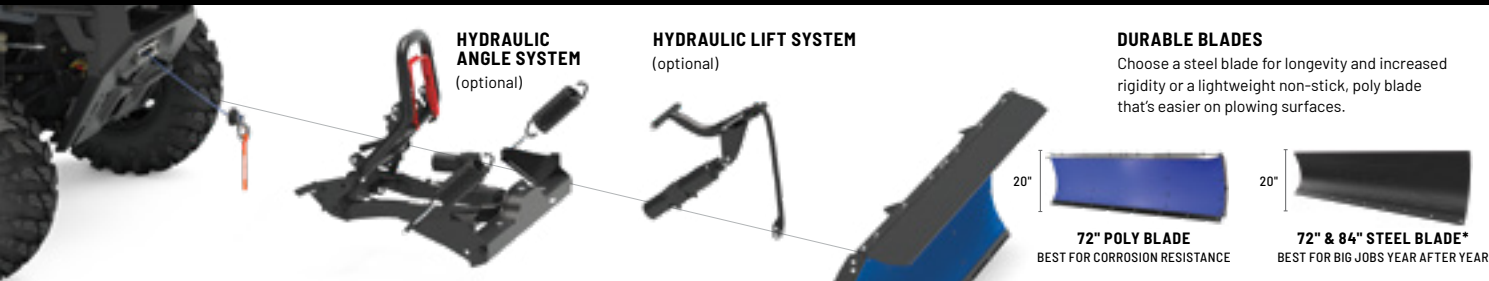
- System includes:
- Mount (2889195)
 - Quick Release Hook (2889577)
 - Frame (2880260)
 - 66" Poly Blade (2880269)
- » 3880008
- SP 570 '22-24 & CREW SP 570 '22-24
- REQUIRES LIFT METHOD: SEE WINCHES AND HYDRAULIC LIFT OPTION

1000 / XP 1000 / XP KINETIC / XD 1500

72" or 84" blades*

Choice of poly or steel*

Hydraulic lift & angle system option



| BUILD YOUR PLOW SYSTEM | STEP 1 SELECT A MOUNT | STEP 2 SELECT A FRAME | STEP 3 SELECT PLOW CONTROL | | STEP 4 SELECT A BLADE |
|-----------------------------------------------------------------------------------------------|-------------------------------------------------------------------------------------------------------------------------------|------------------------------------------------------------------------------------------------------------------------|-----------------------------------------------------------------------------------------------------------------------------------------------------------------------------------|--------------------------------------------------------------------------------------------------------------------------------------------------------------------------|------------------------------------------------------------------------------|
| MODELS | MOUNT | FRAME | HYDRAULICS | WINCHES | BLADES |
| XP 1000 '18-24 CREW XP 1000 '19-24 1000 '20-24 CREW 1000 '20-24 XP KINETIC '23-24 | Not Required <small>INTEGRATED INTO FACTORY BUMPER</small> <small>NON EPS RANGER 1000 REQUIRES FRONT BUMPER</small> | Frame 2889308 | Hydraulic Lift System 2889058 | Polaris Pro HD 6,000 lb. Winch 2882710 <small>TOP SELLER</small> Polaris Pro HD 4,500 lb. Winch 2882711 Power Controller Winch Adapter 2884159 | 72" Poly 2879317 <small>TOP SELLER</small> 72" Steel 2890334 |
| | | Track Extension 2879871 Replacement T Shear Pin 2204829 Glacier Pro HD Kickstand System 2207382 | Glacier Pro HD Plow Hydraulic Angle System 2889029 <small>TOP SELLER</small> Power Controller 2883247 <small>REQUIRED FOR HYDRAULIC COMPONENTS</small> | | |
| XD 1500 '24 CREW XD 1500 '24 | Not Required <small>INTEGRATED INTO FACTORY BUMPER</small> | <small>NEW</small> Glacier Pro HD Plow Frame 2889112 | <small>NEW</small> Hydraulic Plow Lift Kit 2890303 <small>LATE AVAILABILITY</small> <small>NEW</small> Hydraulic Plow Angle Kit 2890304 <small>LATE AVAILABILITY</small> | <small>NEW</small> Polaris Pro HD 6,000 lb. Winch 2889276 <small>NEW</small> Power Controller Winch Adapter 2889769 <small>LATE AVAILABILITY</small> | <small>NEW</small> 84" Steel 2889111 |

* 84" Blade only available in steel. Fits XD 1500 and Crew XD 1500 models only.

PLOW ACCESSORIES

PLOW BLADE SNOW DEFLECTOR

- » 72" • 2858541
- » 66" • 2879866
- » 60" • 2871808

HEAVY-DUTY SNOW PLOW DEFLECTOR

- » 72" • 2884160
 - » NEW 84" • 2889749
- XD 1500 '24, CREW XD 1500 '24
- REQUIRES 84" STEEL BLADE (2889111), SOLD SEPARATELY

QUICK RELEASE SKID SHOES

- Helps prevent blade wear
 - Hardened steel for industrial strength
- » 2205223

COIL SPRING SPACER

- Keep the front end of the vehicle up and improve ride quality when using a plow on strut or A-Arm vehicles
- » 2872655

GLACIER 6" PLOW EXTENSIONS

- 6" steel plow extensions that attach to the side of 66" and 72" Glacier Pro HD plows
- » 2889328

NEW 84" UPPER PLOW EXTENSION

- Adds additional height to blade to push more snow
- » 2889748
- XD 1500 '24, CREW XD 1500 '24
- REQUIRES 84" STEEL BLADE (2889111), SOLD SEPARATELY

NEW INTAKE PRE-FILTER KIT - SNOW

- Pre-filter kit for trouble-free use in snowy conditions
- » 2890251
- XD 1500 '24, CREW XD 1500 '24

WEAR BARS

- Protect your plow blade and minimize wear on the actual blade

- » 72" STEEL • 2204976
- » 72" HD STEEL • 2879875
- » 72" UHMWPE • 2890289
- » 66" STEEL • 2879867
- » 66" HD STEEL • 2879868
- » 60" STEEL • 2877243
- » 66" UHMWPE • 2890290

PLOW BACK DRAG BAR

- Has a hinged, rear facing cutting edge that improves back dragging performance and allows the bar to float when plowing forward to reduce wear and tear
- » 72" • 2889329
- » NEW 84" • 2889747

QUICK RELEASE SKID SHOES

- Helps prevent blade wear
 - Hardened steel for industrial strength
- » 2208864

PLOW MARKER

- Helps driver monitor plow blade position
 - Sold in pairs
- » 2872726

PLOW LINK

- » 2204974

COMMON ACCESSORIES

CONNECTED TECHNOLOGY

ELECTRICAL ACCESSORIES

TRACKS

COOLERS

HUNT

WINCHES

PLOWS

LIGHTING

WHEELS & TIRES

CHOOSE A PLOW SYSTEM

BUILD A PLOW SYSTEM

PLOWS



PLOW SYSTEM

MAKE QUICK WORK OF THE SMALLER JOBS

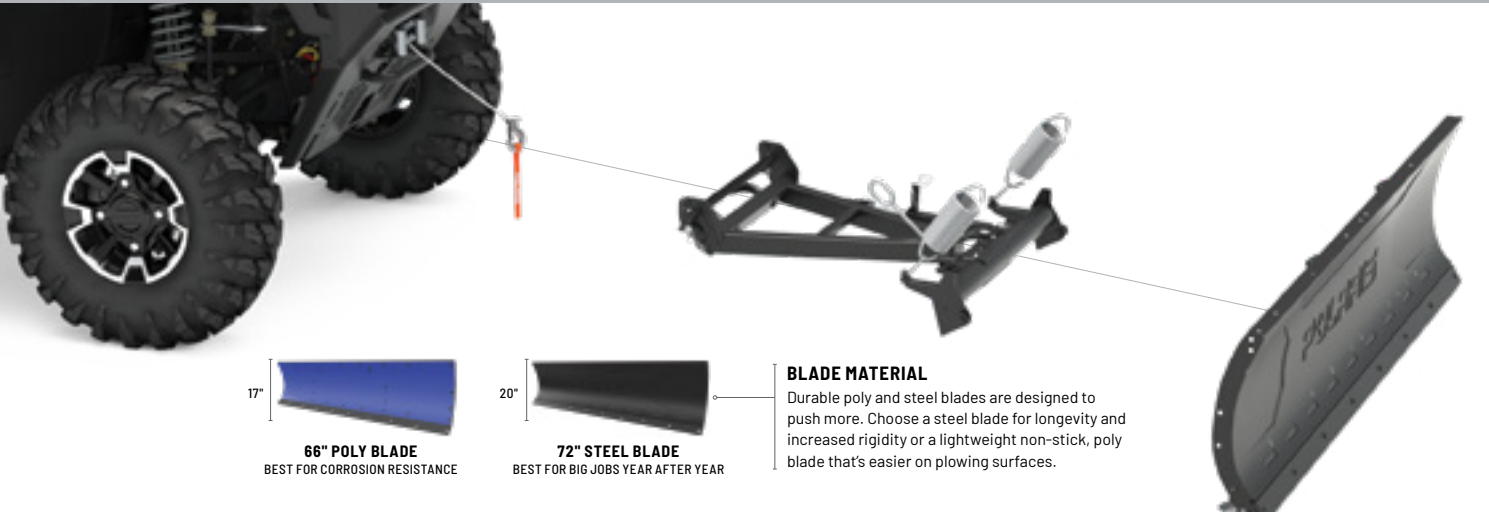
Move some snow with the sturdy and capable Glacier HD plow system, and discover why a major snowfall can be the highlight of your week. With a robust frame, beefy poly and steel blade options, convenient Lock & Ride mounting and dismounting and amazing value, Glacier HD is a great choice in the dead of winter.

3-SEAT & CREW

72" or 66" blades

Choice of poly or steel

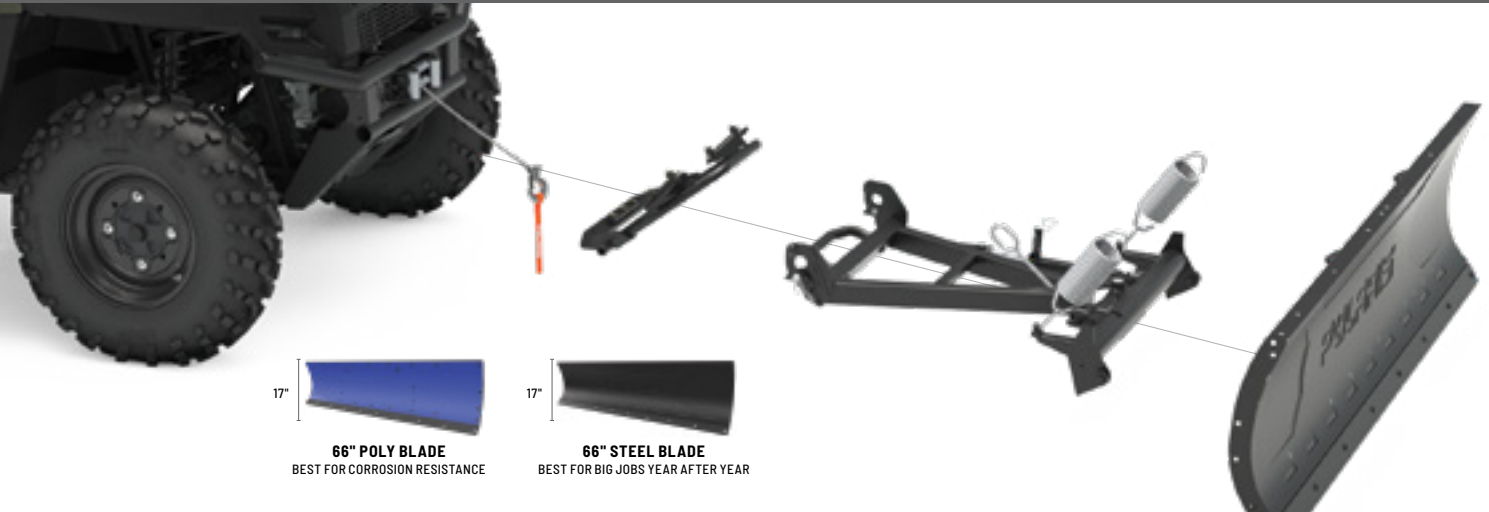
Manual angle system standard



2-SEAT & CREW 570 FULL-SIZE & CREW

66" blades

Choice of poly or steel



| BUILD A PLOW SYSTEM | | | | |
|-------------------------------------------------------------------------------------------------------------------------------------------------------------|---------------------------------------------------------------------------------------------------------------------------|------------------------------------------------------------------------|-------------------------------------------------------------------------------------------------------------------------------------------|-----------------------------------------------------------------------------------------------------------------------------------------------------------------------------------------|
| | STEP 1 SELECT A MOUNT | STEP 2 SELECT A FRAME | STEP 3 SELECT A LIFT METHOD | STEP 4 SELECT A BLADE |
| MODELS | MOUNT | FRAME | WINCHES | BLADES |
| XP 1000 '18-24 CREW XP 1000 '19-24 1000 '20-24 CREW 1000 '20-24 XP KINETIC '23-24 <small>NOT COMPATIBLE WITH 29" OR LARGER TIRES</small> | Not Required INTEGRATED INTO FACTORY BRUSHGUARD <small>NON EPS RANGER 1000 REQUIRES FRONT BUMPER</small> | Frame 2889307 Replacement Shear Pin 2205527 | <small>TOP SELLER</small> 72" Steel 2890335 <small>TOP SELLER</small> Polaris HD 4,500 lb. Winch 2882714 | <small>TOP SELLER</small> 72" Steel 2890335 <small>TOP SELLER</small> 66" Poly 2880269 <small>TOP SELLER</small> 66" Steel 2890336 |

BUY A PLOW SYSTEM

GLACIER HD PLOW SYSTEM

System includes:

- Frame (2889307)
- 72" Steel Blade (2890335)

» 3880005

XP 1000 '18-24, CREW XP 1000 '19-24, CREW 1000 '20-24, 1000 '20-24, XP KINETIC '23-24

REQUIRES LIFT METHOD: SEE WINCHES

| BUILD A PLOW SYSTEM | | | | |
|----------------------------------------------------------------------------------------------------------------------------------------------------------------------------------------|----------------------------------------------------------------------------------------------------|-----------------------------------------|---------------------------------------------------------------------------|----------------------------------------------------------|
| | STEP 1 SELECT A MOUNT | STEP 2 SELECT A FRAME | STEP 3 SELECT A LIFT METHOD | STEP 4 SELECT A BLADE |
| MODELS | MOUNT | FRAME | WINCHES | BLADES |
| 570 FULL-SIZE '16-24 CREW 570 FULL-SIZE '16-24 500/ETX '10-24 570 '10-21 CREW 570 '10-21 LI-ION EV '15-24 EV '15-24 | Mount 2879105 | Frame 2889307 | <small>TOP SELLER</small> Polaris HD 3,500 lb. Winch 2881669 | 66" Poly 2880269 |
| SP 570 '22-24 CREW SP 570 '22-24 | Mount 2889195 <small>NOT REQUIRED ON PREMIUM AND NORTHSTAR EDITION MODELS</small> | Replacement Shear Pin 2205527 | Polaris Pro HD 4,500 lb. Winch 2885096 | <small>TOP SELLER</small> 66" Steel 2890336 |

BUY A PLOW SYSTEM

GLACIER HD PLOW SYSTEM

System includes:

- Frame (2889307)
- 66" Steel Blade (2890336)

» 3880009

SP 570 '22-24 & CREW SP 570 '22-24

REQUIRES LIFT METHOD: SEE WINCHES

PLOW ACCESSORIES

WEAR BARS

- Protect your plow blade and minimize wear on the actual blade
- » 72" STEEL • 2204976
 - » 72" HD STEEL • 2879875
 - » 66" STEEL • 2879867
 - » 66" HD STEEL • 2879868
 - » 60" STEEL • 2877243

PLOW BLADE SNOW DEFLECTOR

- » 72" • 2858541
- » 66" • 2879866
- » 60" • 2871808

HEAVY-DUTY SNOW PLOW DEFLECTOR

- » 72" • 2884160

QUICK RELEASE SKID SHOES

- Helps prevent blade wear
 - Hardened steel for industrial strength
- » 2208864

COIL SPRING SPACER

- Keep the front end of the vehicle up and improve ride quality when using a plow on strut or A-Arm vehicles
- » 2872655

QUICK RELEASE SKID SHOES

- Helps prevent blade wear
 - Hardened steel for industrial strength
- » 2208864

PLOW MARKER

- Helps driver monitor plow blade position
 - Sold in pairs
- » 2872726

GLACIER PLOW LINK

- » 2204974



POLARIS ENGINEERED
ADVANTAGES

MOUNTS PERFECTLY
Designed for your Polaris Engineered
bumper, roof or other mounting point

MAX PERFORMANCE
Validated to work as hard as
your machine does

DOESN'T OVERTAX
Trust it to work when you
need it to

PRO ARMOR®



ADVANCED
TECH

RIGID® lights are driven by Aluminum PCB Smart Boards®, 6063-T5 aircraft aluminum extruded housings and Tiger Drylac® UV protection polyester powdercoating.

EXCLUSIVE
OPTICS

RIGID® lights feature impact-resistant polycarbonate lenses for a 100% water/dustproof seal.

RIGID® LIMITED LIFETIME
WARRANTY

If you own a RIGID® light and it breaks, we will replace or repair it for life.*

RUGGED
CONSTRUCTION

Pro Armor lights are designed to be big and beefy with an aggressive style all their own, and housed in IP67 marine-grade rated UV polyester powdercoating.

MASSIVELY
BRIGHT

Pro Armor builds bright lights designed for any riding experience. All that power is directed through heat dissipating aluminum for streamlined heat management.

LIGHT BAR TYPES



SR-SERIES PRO

Sleek, powerful, low-profile (under 2" tall). Lights extreme distances with low energy usage.

Available in 10" & 32"



D-SERIES PRO

Compact to fit almost anywhere with high output and low energy usage.

Available in Driving, Flood & Spot



DUAL-ROW LED

The most spread and farthest illumination downrange. Easy to mount.

Available in 11" & 31"



SINGLE-ROW LED

Powerful, compact, low-profile light bars with sleek look.

Available in 11", 20", 33" & 40"

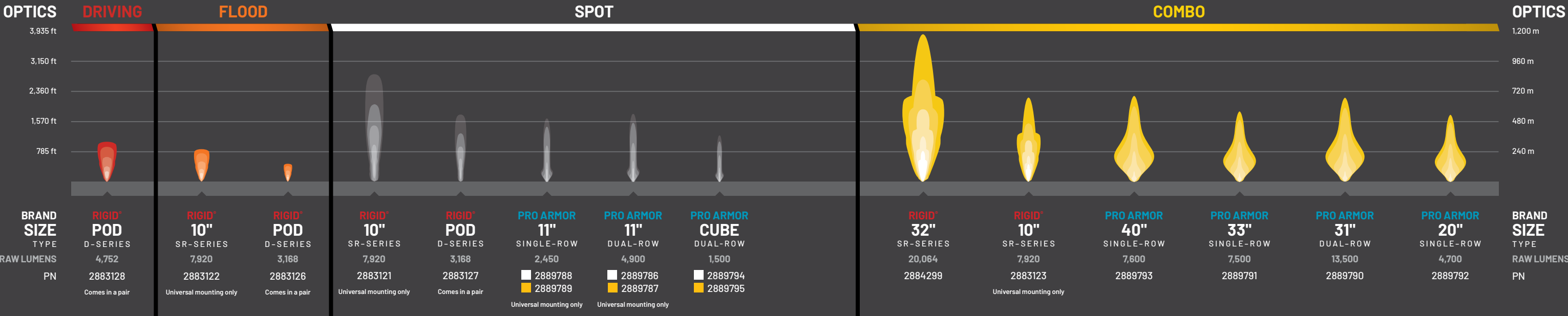


CUBE LED

Small size allows mounting in strategic locations for added lighting.

Available in Spot

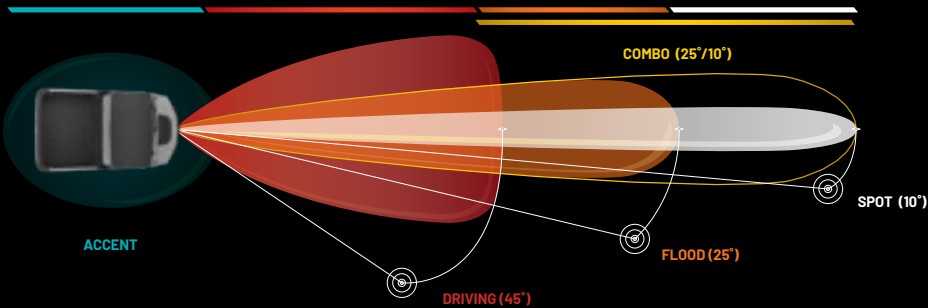
LIGHT BAR OPTIONS



BUILD YOUR VISION

Consider the optics, angle and how you will use your vehicle to choose the right light or set of lights.

| OPTICS LIGHT ANGLE | ACCENT | DRIVING (45°) | FLOOD (25°) | SPOT (10°) | COMBO (25°/10°) |
|------------------------|----------------------------------------------|----------------------|---------------------------------------|--------------------------|--------------------------|
| DRIVING SPEED | All | Slow to medium | Slow to medium | High | All |
| BEAM | Diffused glow | Extra-wide | Wide/shorter | Concentrated/long | Inner spot & outer flood |
| RECOMMENDED MOUNTING | Low/wheel well | All points | Low/rear | High points | All points |
| TERRAIN & RIDING STYLE | Added style & personalization in any terrain | All riding & utility | Wide-open terrain or trails & utility | Trail & tight conditions | All riding & utility |



* If RIGID® determines, in its sole discretion, that your product is defective in material or workmanship, RIGID® will honor your warranty claim. In some cases the product will be replaced, depending on the specific time frame of the purchase. If the product is repaired, all parts, labor, and return shipping may be covered by RIGID®.

ADD A HARNESS TO MOUNT YOUR LIGHTS

| MODELS | LIGHT BAR SET-UPS | |
|-------------------------------------------------------------------------------------------------|-------------------------------------------------------------------------------------------------------------------------------------------------|---------------------------------------------------------------------------------------------------------------------|
| | 1 LIGHT IN 1 LOCATION ON 1 SWITCH | 2 LIGHTS IN 2 LOCATIONS ON 1 SWITCH |
| EV 15-24, CREW 570-4 15-21, CREW 570 FULL SIZE 18-24, 570 FULL SIZE 17-24, 570 15-21, 500 17-24 | TOP SELLER LIGHT BAR HARNESS 2882209 UPPER SWITCH PANEL LIGHT BAR HARNESS* 2889675 ⚠️ REQUIRES BATTERY CONNECTION CABLE | TOP SELLER LIGHT BAR HARNESS 2882209 Y-HARNESS 2879860 ⚠️ REQUIRES BATTERY CONNECTION CABLE |
| SP 570 22-24, NON-PREMIUM AND NON-NORTHSTAR MODELS REQUIRE BATTERY CONNECTION CABLE | SEE P. 80 FOR WIRING CONNECTIONS | |
| XP 1000 18-21, CREW XP 1000 19-21, 1000 20-21, CREW 1000 20-21, XP KINETIC 23-24 | | |
| XD 1500 24, CREW XD 1500 24 | | |

⚠️ BATTERY CONNECTION CABLES

3-SEAT & CREW

- » 3-SEAT • 2879388, XP 1000 17
- » CREW • 2879685, CREW XP 1000 17-18

2-SEAT & CREW

- » **TOP SELLER** 2-SEAT • 2879990, EV 15-24, 570 15-21, 500 17-24
- » CREW • 2880929, CREW 570-4 15-21
- » 570 • 2881684, EV 15-24, 570 15-21, 500 17-24
- » SP 570 • 2889185, SP 570 SPORT 22-24, CREW SP 570 SPORT 22-24

1 LED LIGHT BAR WIRING HARNESS - REAR FACING CREW EXTENSION

- For installing rear facing light on Crew models
- » 2883854, XP 1000 20-24, CREW XP 1000 19-24, CREW 1000 20-24, TO BE USED WITH LIGHT BAR HARNESS (2889675)

LIGHT BAR MOUNT

- Optional cast mount for added style
- Compatible with all Pro Armor light bars
- » 2890053

NEW CAST LIGHT BAR MOUNT

- » 2889930, XD 1500 24, CREW XD 1500 24

SHOP & VERIFY VEHICLE FITMENT AT
POLARIS.COM/SHOPRANGER

ADD ADDITIONAL EXTERNAL LIGHTING P. 48

COMMON ACCESSORIES

CONNECTED TECHNOLOGY

ELECTRICAL ACCESSORIES

TRACKS

COOLERS

HUNT

WINCHES

PLOW

LIGHTING

WHEELS & TIRES

WHEELS & TIRES



SUPERIOR PERFORMANCE & DURABILITY

LIFELONG PERFORMANCE

Every tire is designed and constructed with longevity in mind

- 3,000+ mile rated (4,828 kilometers)

PREMIUM PROTECTION

- Pro Armor makes tires with extra protection exactly where it's needed most – the sidewall
- Triple-belted sidewalls keep your tires more resistant so you can keep going

TOUGH TIRES

- Higher ply ratings mean added protection
- Pro Armor builds 8 or 10-ply rated tires for higher puncture-resistance

KNOW YOUR TIRES

| DIMENSIONS | | | USAGE | TREAD DEPTH | TIRE WEIGHT | PLY RATING | SIDEWALL BELTS | LOAD RATING |
|---------------|------------|----------------|----------------------------|------------------------------------------------|-------------------------------------------------------|------------------------------------|------------------------------------------------|-------------------------------------|
| 29" x 11" R14 | | | FRONT/ REAR | 16 mm | 35 LBS | 8 | 3 | 1,320 LBS |
| Part Number | | | | | | | | |
| TIRE HEIGHT | TIRE WIDTH | WHEEL DIAMETER | Where can you use the tire | Deeper treads have more grip in all conditions | A lighter tire makes for improved vehicle performance | Indicates tire puncture-resistance | Increase your resistance to sidewall punctures | How much weight can the tire handle |

KNOW YOUR TERRAIN

- Tread patterns optimized for extreme traction
- Ideal for both hard pack & loose trail

- Extra deep treads
- Self-cleaning lugs

- Provides traction & durability
- Performs in hard sand, jagged rocks or any extreme terrain

- Triple-belted sidewalls to resist puncture
- Purpose-built, long lasting tread patterns

- Flexible "grippy" tread
- Aggressive side bite

- Handles extreme cold
- Holds shape & provides traction

STEP 1: SELECT YOUR SERIES

4 = 40-SERIES 5 = 50-SERIES

STEP 2: CHOOSE YOUR LOAD RATING

1 = <800 LBS 2 = 801 - 1,300 LBS 3 = 1,301 - 1,600+ LBS

STEP 3: PICK YOUR STYLE

OFFSET / BEADLOCK / COLOR

INCREASE OFFSET FROM STOCK = NARROWER STANCE
DECREASE OFFSET FROM STOCK = WIDER STANCE

WAYS TO SHOP >>>



TIRES BY SIZE

| 26" | 27" | 28" | 29" | 30" | 32" |
|-------------|-----------|------------|-------------|------------|-------------|
| ATTACK | HARVESTER | ATTACK 2.0 | DUAL-THREAT | ATTACK 2.0 | ATTACK 2.0 |
| DUAL-THREAT | MUD XC | CRAWLER XG | HD-K | CRAWLER AT | DUAL-THREAT |
| HARVESTER | PRESERVE | CRAWLER XR | MUD XC | CRAWLER XG | CRAWLER AT |
| PRESERVE | TREKKER | HARVESTER | TREKKER | CRAWLER XP | CRAWLER XG |
| TREKKER | X TERRAIN | | X TERRAIN | CRAWLER XR | CRAWLER XP |
| XD-K | | | | HARVESTER | CRAWLER XR |
| | | | | MUD XC | HARVESTER |
| | | | | PRO RUNNER | PRO RUNNER |
| | | | | TREKKER | TREKKER |

TIRES BY TERRAIN

| Trail | Rock | Desert | Mud | Utility | Snow |
|-------------|-------------|-------------|--------|-----------|------------|
| ATTACK | ATTACK 2.0 | ATTACK | MUD XC | HARVESTER | ATTACK |
| ATTACK 2.0 | CRAWLER AT | ATTACK 2.0 | | HD-K | ATTACK 2.0 |
| CRAWLER AT | CRAWLER XG | CRAWLER AT | | PRESERVE | HARVESTER |
| CRAWLER XG | CRAWLER XP | CRAWLER XG | | TREKKER | HD-K |
| CRAWLER XP | CRAWLER XR | CRAWLER XR | | XD-K | XD-K |
| CRAWLER XR | DUAL-THREAT | CRAWLER XR | | X TERRAIN | |
| DUAL-THREAT | PRO RUNNER | DUAL-THREAT | | | |
| HARVESTER | | PRO RUNNER | | | |
| HD-K | | | | | |
| MUD XC | | | | | |
| PRESERVE | | | | | |
| PRO RUNNER | | | | | |
| TREKKER | | | | | |
| XD-K | | | | | |
| X TERRAIN | | | | | |

WHEELS BY SIZE

| 14" | 15" |
|--------------------------------|--------------------------------|
| 40-SERIES (20 TIRE OPTIONS) | 50-SERIES (20 TIRE OPTIONS) |
| 4201 | 5201 |
| 4202 | 5202 |
| 4203 BEADLOCK | 5203 BEADLOCK |
| 4204 | 5204 |
| 4205 | 5206 |
| 4301 BEADLOCK | 5301 BEADLOCK |
| HD DUAL BEADLOCK | 5304 BEADLOCK |
| | 5306 |
| | 5307 |
| | 5307 BEADLOCK |

COMMON ACCESSORIES

CONNECTED TECHNOLOGY

ELECTRICAL ACCESSORIES

TRACKS

COOLERS

HUNT

WINCHES

PLOWS

LIGHTING

WHEELS & TIRES

TIRES

PICKING THE RIGHT UTILITY TIRE

| UTILITY FEATURE | X TERRAIN | PRESERVE | HARVESTER | XD-K | HD-K |
|---------------------------------------------------------------------------------------|-----------|----------|---------------------------|------|------|
| 5,000 Mile / 8,047 Kilometer Rated Long life and performance | X | X | X | | |
| 10-Ply Rated Higher ply ratings means added protection | | X | X | X | X |
| Low Impact Tread Easy on soil | | X | | | |
| Heavy-Duty Tread Aggressive tread pattern for all day work on farms or ranches | X | | X | X | X |
| Turf-Friendly Easy on grass and farm yard | X | X | X | | |
| Aramid Fiber Belt 5x times stronger than steel and lighter | | | | X | X |
| Size Options For exactly how you want to use your machine | 27", 29" | 26", 27" | 26", 27", 28" 30", 32" | 26" | 29" |



X TERRAIN

- Built to perform through the toughest obstacles on any trail
- Durability-driven design to provide a comfortable, confident ride
- 8-ply, triple-belted ballistic sidewalls resist punctures

| | | | TREAD DEPTH | TIRE WEIGHT | PLY RATING | SIDEWALL BELTS | LOAD RATING |
|-----|--------------------------|-------|-------------|-------------|------------|----------------|-------------|
| 14" | 27" x 9" R14 5418330 | FRONT | 16 mm | 26 lbs | 8 | 3 | 805 lbs |
| 14" | 27" x 11" R14 5418331 | REAR | | 31 lbs | | | 965 lbs |
| 14" | 29" x 9" R14 5418332 | FRONT | | 30 lbs | | | 1,100 lbs |
| 14" | 29" x 11" R14 5418333 | REAR | | 35 lbs | | | 1,320 lbs |



PRO ARMOR PRESERVE









- Turf-friendly for areas where low-impact from tire tread is needed
- Rounded profile and special tread pattern to limit footprint

| | | | TREAD DEPTH | TIRE WEIGHT | PLY RATING | SIDEWALL BELTS | LOAD RATING |
|-----|--------------------------|------------|-------------|-------------|------------|----------------|-------------|
| 12" | 26" x 8" R12 5416403 | FRONT | 16 mm | 24 lbs | 10 | 3 | 855 lbs |
| 12" | 26" x 10" R12 5416402 | REAR | | 28 lbs | | | 1,320 lbs |
| 14" | 27" x 10" R14 5416348 | FRONT/REAR | | 28 lbs | | | 1,390 lbs |



PRO ARMOR HARVESTER

- All-around work horse with tread life of 5,000 miles / 8,047 km
- Tread pattern designed to withstand anything from the farmyard to the pastures and the trail
- With 10-ply, it can carry the load day in and day out

| | | | TREAD DEPTH | TIRE WEIGHT | PLY RATING | SIDEWALL BELTS | LOAD RATING |
|-------------------------------------------------------------------------------------|-----------------------------------------------------------------------------------------------------------------|----------------|-------------|-------------|------------|----------------|-------------|
|  | 26" x 8" R12 5416396 | FRONT | 16 mm | 24 lbs | 10 | 3 | 855 lbs |
|  | 26" x 10" R12 5415966 | REAR | | 32 lbs | | | 855 lbs |
|  | 27" x 10" R14 5415965 | FRONT/ REAR | | 32 lbs | | | 1,320 lbs |
|  | 28" x 10" R14 5416347 | FRONT/ REAR | | 34 lbs | | | 1,320 lbs |
|  |  30" x 10" R15 5417529 | FRONT/ REAR | | 37 lbs | | | 1,320 lbs |
|  |  32" x 10" R15 5418256 | | | 44 lbs | | | 1,650 lbs |

* Fits XD 1500 / Crew XD 1500 only



PRO ARMOR XD-K

- 26" Aramid fiber-belted tire to tackle any terrain
- Unique full-face tread design
- Harder durometer lugs promotes extended wear, increasing tire life

| | | | TREAD DEPTH | TIRE WEIGHT | PLY RATING | SIDEWALL BELTS | LOAD RATING |
|-----|--------------------------|-------|-------------|-------------|------------|-----------------------|-------------|
| 12" | 26" x 9" R12 5415756 | FRONT | 31.7 mm | 28 lbs | 10 | 3/1 Aramid Fiber Belt | 855 lbs |
| 12" | 26" x 11" R12 5415757 | REAR | | 32 lbs | | | 1,100 lbs |



PRO ARMOR HD-K

- Designed to provide a smooth ride and aggressive traction in all riding terrains
- Triple-belted sidewall provides extreme protection and extends the tire life
- Quad belt tread core offers superior protection and longer tread life

| | | | TREAD DEPTH | TIRE WEIGHT | PLY RATING | SIDEWALL BELTS | LOAD RATING |
|-----|--------------------------|------------|-------------|-------------|------------|----------------|-------------|
| 14" | 29" x 10" R14 5417507 | FRONT/REAR | 31.75 mm | 40 lbs | 10 | 3/1 Aramid | 1,320 lbs |



TIRES

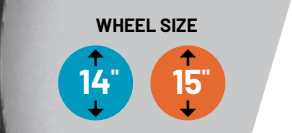


PRO ARMOR CRAWLER XR

- Premium grip for all terrains, from the trail to the rocks
- Square block profile for even surface contact
- A tougher durometer than the XG to take on the toughest the trail has to offer

| | | | TREAD DEPTH | TIRE WEIGHT | PLY RATING | SIDEWALL BELTS | LOAD RATING |
|-----|---------------------------|----------------|-------------|-------------|------------|----------------|-------------|
| 14" | 28" x 10" R14 5415536 | FRONT/ REAR | 16 mm | 32 lbs | 8 | 3 | 1,140 lbs |
| 15" | 30" x 10" R15* 5418254 | FRONT/ REAR | | 37 lbs | | | 1,280 lbs |
| 15" | 32" x 10" R15* 5416114 | FRONT/ REAR | | 39 lbs | | | 1,390 lbs |

* Fits XD 1500 / Crew XD 1500 only



PRO ARMOR CRAWLER XG

- Built to crawl over all obstacles, both large and small
- A soft, sticky compound makes this tire ideal for both rock crawling and desert running
- 8-ply, triple-belted ballistic sidewalls resist punctures

| | | | TREAD DEPTH | TIRE WEIGHT | PLY RATING | SIDEWALL BELTS | LOAD RATING |
|-----|---------------------------|----------------|-------------|-------------|------------|----------------|-------------|
| 15" | 28" x 10" R15 5416346 | FRONT/ REAR | 20 mm | 32 lbs | 8 | 3 | 1,110 lbs |
| 15" | 30" x 10" R15* 5416397 | FRONT/ REAR | | 39 lbs | | | 1,280 lbs |
| 15" | 32" x 10" R15* 5416699 | FRONT/ REAR | | 42 lbs | | | 1,390 lbs |

* Fits XD 1500 / Crew XD 1500 only



NEW
PRO ARMOR CRAWLER AT

- Directional tread for optimal performance
- Greater lug separation for easy mud clean out
- 8-ply, triple-belted ballistic sidewalls resist punctures

| | | | TREAD DEPTH | TIRE WEIGHT | PLY RATING | SIDEWALL BELTS | LOAD RATING |
|-----|--------------------------|----------------|-------------|-------------|------------|----------------|-------------|
| 15" | 30" x 10" R15 5417534 | FRONT/ REAR | 18 mm | 36 lbs | 8 | 3 | 1,280 lbs |
| 15" | 32" x 10" R15 5417535 | FRONT/ REAR | | 39 lbs | | | 1,390 lbs |

* Fits XD 1500 / Crew XD 1500 only

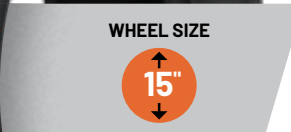


NEW
PRO ARMOR CRAWLER XP

- Ideal for overlanding, rock crawling and desert running with a soft, sticky compound
- Built to maneuver over large and small obstacles
- 8-ply, triple-belted ballistic sidewalls with anti-puncture strength

| | | | TREAD DEPTH | TIRE WEIGHT | PLY RATING | SIDEWALL BELTS | LOAD RATING |
|-----|--------------------------|----------------|-------------|-------------|------------|----------------|-------------|
| 15" | 30" x 10" R15 5418329 | FRONT/ REAR | 20 mm | 38 lbs | 8 | 3 | 1,280 lbs |
| 15" | 32" x 10" R15 5418110 | FRONT/ REAR | | 42 lbs | | | 1,390 lbs |

* Fits XD 1500 / Crew XD 1500 only



WHAT CRAWLER ARE YOU?



XR

SINGLE DUROMETER

- Smaller lug height and single durometer gives this high-speed tire added rigidity and lateral stability when cornering
- Unique lug design excels in hard-pack, fast terrain



AT

DIRECTIONAL LUG PATTERN

- The same taller lug height as Crawler XG, providing more grip and better traction
- Wider lug spacing for excellent mud clean-out



XG

DUAL-DUROMETER

- Taller lug height and dual-durometer construction
- Perfect balance between high-speed performance, durability and flex in order to grip slick rock



XP

DUAL-DUROMETER

- Channeled outer lugs for superior handling in soft dirt and clay
- Extended side lugs for greater traction on rocks and in sand

TIRES



PRO ARMOR ATTACK

- The best all-purpose tire for all-season traction in any terrain
- Unique, full-face tread design
- Harder durometer lugs promote extended wear, increasing tire life
- Wider spaced lugs provide more grip in softer terrain

| | | | TREAD DEPTH | TIRE WEIGHT | PLY RATING | SIDEWALL BELTS | LOAD RATING |
|-----|--------------------------|-------|-------------|-------------|------------|----------------|-------------|
| 14" | 26" x 9" R14 5415613 | FRONT | 23 mm | 28 lbs | 8 | 3 | 910 lbs |
| 14" | 26" x 11" R14 5415614 | REAR | | 32 lbs | | | 1,320 lbs |



PRO ARMOR ATTACK 2.0

- Engineered for excellent hard pack performance
- Dual-compound technology and radial construction offer performance in all terrains
- Tight tread pattern for quieter ride

| | | | TREAD DEPTH | TIRE WEIGHT | PLY RATING | SIDEWALL BELTS | LOAD RATING |
|-----|---------------------------|----------------|-------------|-------------|------------|----------------|-------------|
| 15" | 28" x 10" R15 5416344 | FRONT/ REAR | 25 mm | 32 lbs | 10 | 3 | 1,110 lbs |
| 15" | 30" x 10" R15* 5416345 | | | 38 lbs | | | 1,235 lbs |
| 15" | 32" x 10" R15* 5418252 | | | 44 lbs | | | 1,390 lbs |

* Fits XD 1500 / Crew XD 1500 only



TIGHTER TREAD PATTERN
Better traction in hard pack

DUAL-DUROMETER LUG
Increased grip & traction in rough terrain, smoother ride in all terrain

10-PLY RATED
Increased durability

LARGER SIZE OFFERING IN 28"
More ground clearance & trail traction



NEW
PRO ARMOR TREKKER

- Specialized tread design provides a quiet ride
- Graduated lug depth maximizes the contact patch for ultimate predictability
- 8-ply, triple belted nylon construction

| | | | TREAD DEPTH | TIRE WEIGHT | PLY RATING | SIDEWALL BELTS | LOAD RATING |
|-----|---------------------------|----------------|-----------------------|-------------|------------|----------------|-------------|
| 12" | 26" x 10" R12 5418673 | FRONT/ REAR | 11-17 mm graduated | 29 lbs | 8 | 3 | 1,020 lbs |
| 14" | 27" x 10" R14 5418674 | | | 30 lbs | | | 1,080 lbs |
| 14" | 29" x 10" R14 5418675 | | | 32 lbs | | | 1,205 lbs |
| 15" | 30" x 10" R15* 5418676 | | | 34 lbs | | | 1,235 lbs |
| 15" | 32" x 10" R15* 5418677 | | | 37 lbs | | | 1,390 lbs |

* Fits XD 1500 / Crew XD 1500 only



PRO ARMOR PRO RUNNER

- Designed to be lightweight, high-performance and quicker in corners/flats
- Triple-belted sidewalls offer extra protection where it's needed the most
- Lug separation provides a great grip and an easy clean in mud and sand

| | | | TREAD DEPTH | TIRE WEIGHT | PLY RATING | SIDEWALL BELTS | LOAD RATING |
|-----|---------------------------|----------------|-------------|-------------|------------|----------------|-------------|
| 15" | 30" x 9" R15 5417531 | FRONT/ REAR | 14 mm | 30 lbs | 8 | 3 | 1,170 lbs |
| 15" | 32" x 9.5" R15 5417532 | | | 36 lbs | | | 1,390 lbs |

* Fits XD 1500 / Crew XD 1500 only



PRO ARMOR MUD XC

- Designed as the perfect mud-trail crossover for a smooth ride on the trail and aggressive traction in the mud
- Dual-compound technology with harder durometer lugs promote extended wear, increasing tire life
- 10-ply construction means added protection in the toughest terrain

| | | | TREAD DEPTH | TIRE WEIGHT | PLY RATING | SIDEWALL BELTS | LOAD RATING |
|-----|---------------------------|----------------|----------------|----------------|---------------|-------------------|----------------|
| 14" | 27" x 9" R14 5416947 | FRONT | 30 mm | 30 lbs | 10 | 3 | 1,170 lbs |
| 14" | 27" x 11" R14 5416948 | REAR | | 32 lbs | | | 1,320 lbs |
| 14" | 29" x 10" R14 5416946 | FRONT/ REAR | | 39 lbs | | | 1,390 lbs |
| 15" | 30" x 10" R15* 5418253 | | | 39 lbs | | | 1,280 lbs |

* Fits XD 1500 / Crew XD 1500 only



DUAL-COMPOUND =
MORE GRIP + LONGER LIFE

Firmer Durometer Rubber = Longer Life



Softer Durometer Rubber = More Grip



PRO ARMOR DUAL-THREAT

- Dual-compound technology and radial construction offer performance in all terrains
- Softer durometer rubber on outer edge for overall superior grip and feel
- Harder durometer rubber in the middle for increased traction during acceleration and longer tread life

| | | | TREAD DEPTH | TIRE WEIGHT | PLY RATING | SIDEWALL BELTS | LOAD RATING |
|-----|---------------------------|----------------|-------------|-------------|------------|----------------|-------------|
| 14" | 26" x 9" R14 5416340 | FRONT | 16 mm | 27 lbs | 10 | 3 | 910 lbs |
| 14" | 26" x 11" R14 5416341 | REAR | | 30 lbs | | | 1,110 lbs |
| 14" | 29" x 9" R14 5416342 | FRONT | | 30 lbs | | | 1,110 lbs |
| 14" | 29" x 11" R14 5416343 | REAR | | 35 lbs | | | 1,320 lbs |
| 15" | 32" x 10" R15* 5416753 | FRONT/ REAR | | 38 lbs | | | 1,990 lbs |

* Fits XD 1500 / Crew XD 1500 only



WHEELS



50-SERIES

| | | | |
|------------------|------------------------|------------|-------------|
| A 5201 | | | |
| WEIGHT: 17.1 LBS | LOAD RATING: 1,300 LBS | OFFSET: +4 | |
| ACCENT | FRONT/REAR | 15" × 7" | 1523184-266 |
| MATTE BLACK | FRONT/REAR | 15" × 7" | 1523184-458 |

| | | | |
|------------------|------------------------|------------|-------------|
| B 5202 | | | |
| WEIGHT: 17.8 LBS | LOAD RATING: 1,300 LBS | OFFSET: +4 | |
| ACCENT | FRONT/REAR | 15" × 7" | 1523102-266 |
| MATTE BLACK | FRONT/REAR | 15" × 7" | 1523102-458 |

| | | | |
|------------------------|------------------------|-------------|-------------|
| C 5203 BEADLOCK | | | |
| WEIGHT: 16 LBS | LOAD RATING: 1,300 LBS | OFFSET: +38 | |
| MATTE BLACK | FRONT/REAR | 15" × 7" | 1522435-458 |

| | | | |
|------------------|------------------------|-------------|-------------|
| D 5204 | | | |
| WEIGHT: 13.5 LBS | LOAD RATING: 1,300 LBS | OFFSET: +55 | |
| MATTE BLACK | FRONT/REAR | 15" × 7" | 1522550-458 |

LUG NUTS REQUIRED P. 107

| | | | |
|----------------------------------------------------------------|------------------------|-------------|---------|
| E 5206 | | | |
| WEIGHT: 15.5 LBS | LOAD RATING: 1,200 LBS | OFFSET: +55 | |
| MATTE BLACK | FRONT/REAR | 15" × 7" | 1524041 |
| ONLY COMPATIBLE WITH XD 1500. NOT COMPATIBLE WITH CREW XD 1500 | | | |

| | | | |
|------------------------|------------------------|-------------|---------|
| F 5301 BEADLOCK | | | |
| WEIGHT: 17 LBS | LOAD RATING: 1,600 LBS | OFFSET: +38 | |
| ACCENT | FRONT/REAR | 15" × 7" | 1523282 |
| MATTE BLACK | FRONT/REAR | 15" × 7" | 1523266 |

| | | | |
|---------------------------------------------|------------------------|-------------|---------|
| G 5304 BEADLOCK | | | |
| WEIGHT: 16 LBS | LOAD RATING: 1,600 LBS | OFFSET: +62 | |
| MATTE BLACK | FRONT/REAR | 15" × 7" | 1525420 |
| ONLY COMPATIBLE WITH XD 1500 / CREW XD 1500 | | | |

| | | | |
|---------------------------------------------|------------------------|-------------|---------|
| H 5306 | | | |
| WEIGHT: 15 LBS | LOAD RATING: 1,740 LBS | OFFSET: +62 | |
| MATTE BLACK | FRONT/REAR | 15" × 7" | 1525684 |
| ONLY COMPATIBLE WITH XD 1500 / CREW XD 1500 | | | |

WHEELS WITH 5 LUG NUTS Only compatible with XD 1500 / Crew XD 1500.

| | | | |
|---------------------------------------------|------------------------|-------------|---------|
| I 5307 | | | |
| WEIGHT: 16 LBS | LOAD RATING: 1,740 LBS | OFFSET: +62 | |
| MATTE BLACK | FRONT/REAR | 15" × 7" | 1525686 |
| ONLY COMPATIBLE WITH XD 1500 / CREW XD 1500 | | | |

| | | | |
|---------------------------------------------|------------------------|-------------|---------|
| J 5307 BEADLOCK | | | |
| WEIGHT: 18 LBS | LOAD RATING: 1,740 LBS | OFFSET: +62 | |
| MATTE BLACK | FRONT/REAR | 15" × 7" | 1525688 |
| ONLY COMPATIBLE WITH XD 1500 / CREW XD 1500 | | | |

40-SERIES

| | | | |
|---------------|----------------|------------------------|-------------|
| K 4201 | | | |
| FRONT | WEIGHT: 13 LBS | LOAD RATING: 900 LBS | OFFSET: +9 |
| REAR | WEIGHT: 14 LBS | LOAD RATING: 1,300 LBS | OFFSET: +9 |
| ACCENT | FRONT | 14" × 7" | 1522956-266 |
| | REAR | 14" × 8" | 1522957-266 |
| MATTE BLACK | FRONT | 14" × 7" | 1522956-458 |
| | REAR | 14" × 8" | 1522957-458 |

| | | | |
|---------------|-------------------|------------------------|-------------|
| L 4202 | | | |
| FRONT | WEIGHT: 12.75 LBS | LOAD RATING: 900 LBS | OFFSET: +4 |
| REAR | WEIGHT: 13.5 LBS | LOAD RATING: 1,300 LBS | OFFSET: -9 |
| ACCENT | FRONT | 14" × 7" | 1522544-266 |
| | REAR | 14" × 8" | 1522545-266 |
| MATTE BLACK | FRONT | 14" × 7" | 1522544-458 |
| | REAR | 14" × 8" | 1522545-458 |

| | | | |
|------------------------|------------------|------------------------|-------------|
| M 4203 BEADLOCK | | | |
| FRONT | WEIGHT: 13 LBS | LOAD RATING: 900 LBS | OFFSET: +4 |
| REAR | WEIGHT: 14.5 LBS | LOAD RATING: 1,300 LBS | OFFSET: -9 |
| MATTE BLACK | FRONT | 14" × 7" | 1522238-458 |
| | REAR | 14" × 8" | 1522239-458 |

| | | | |
|---------------|----------------|------------------------|-------------|
| N 4204 | | | |
| FRONT | WEIGHT: 13 LBS | LOAD RATING: 900 LBS | OFFSET: +4 |
| REAR | WEIGHT: 14 LBS | LOAD RATING: 1,300 LBS | OFFSET: -9 |
| ACCENT | FRONT | 14" × 7" | 1522546-266 |
| | REAR | 14" × 8" | 1522547-266 |
| MATTE BLACK | FRONT | 14" × 7" | 1522546-458 |
| | REAR | 14" × 8" | 1522547-458 |


| | | | |
|---------------|------------------|------------------------|-------------|
| O 4205 | | | |
| FRONT | WEIGHT: 10.5 LBS | LOAD RATING: 900 LBS | OFFSET: +4 |
| REAR | WEIGHT: 12.5 LBS | LOAD RATING: 1,300 LBS | OFFSET: -9 |
| MATTE BLACK | FRONT | 14" × 7" | 1521507-521 |
| | REAR | 14" × 8" | 1521508-521 |
| LUSTER | FRONT | 14" × 7" | 1521507-410 |
| | REAR | 14" × 8" | 1521508-410 |

| | | | |
|------------------------|------------------------|-------------|---------|
| P 4301 BEADLOCK | | | |
| WEIGHT: 16 LBS | LOAD RATING: 1,600 LBS | OFFSET: +38 | |
| ACCENT | FRONT/REAR | 14" × 7" | 1523284 |
| MATTE BLACK | FRONT/REAR | 14" × 7" | 1523283 |

| | | | |
|---------------------------|------------------------|-------------|-------------|
| Q HD DUAL BEADLOCK | | | |
| WEIGHT: 40 LBS | LOAD RATING: 1,600 LBS | OFFSET: +38 | |
| MATTE BLACK | FRONT/REAR | 14" × 7" | 1524022-458 |

FORGED BEADLOCK RINGS

BEADLOCK REQUIRED



14" FORGED BEADLOCK RINGS

- A MACHINED 1522244-266**
ONLY USED ON 4203 BEADLOCK & HD DUAL BEADLOCK SOLD INDIVIDUALLY
- B MATTE BLACK 1523146-458**
ONLY USED ON 4301 BEADLOCK & HD DUAL BEADLOCK SOLD INDIVIDUALLY

15" FORGED BEADLOCK RINGS

- A MACHINED 1522240-266**
ONLY USED ON 5203 BEADLOCK SOLD INDIVIDUALLY
- B MATTE BLACK 1523147-458**
ONLY USED ON 5301 BEADLOCK SOLD INDIVIDUALLY

KNOW YOUR WHEELS

STEP 1: SELECT YOUR SERIES

4 = 40-SERIES 5 = 50-SERIES

STEP 2: CHOOSE YOUR LOAD RATING

1 = <800 lbs 2 = 801 - 1,300 lbs 3 = 1,301 - 1,600+ lbs

STEP 3: PICK YOUR STYLE

OFFSET / BEADLOCK / COLOR

INCREASE OFFSET FROM STOCK = NARROWER STANCE
DECREASE OFFSET FROM STOCK = WIDER STANCE

HD PARTS
P. 120

COMMON ACCESSORIES

CONNECTED TECHNOLOGY

ELECTRICAL ACCESSORIES

TRACKS

COOLERS

HINT












WINCHES

PLOWS

LIGHTING







WHEELS & TIRES

WHEEL & TIRE SETS









| 14" 40-SERIES | UTILITY | | | DESERT/ROCK | MUD/TRAIL | | BACKCOUNTRY/TRAIL | | | NEW TREKKER | | X TERRAIN | | |
|-----------------------------------------------------------------------------------------------------------------------------------------|-----------|---------|----------|-------------|-----------|---------|-------------------|-------------|---------|-------------|-----|-----------|---------|---------|
| | HARVESTER | | PRESERVE | CRAWLER XR | MUD XC | | ATTACK | DUAL-THREAT | | 27" | 29" | 27" | 29" | |
| | 27" | 28" | 27" | 28" | 27" | 29" | 26" | 26" | 29" | | | | | |
| 4201  ACCENT | 2882388 | 2883225 | 2883208 | 2882394 | 2884272 | 2884265 | 2882390 | 2883138 | 2883146 | | | 2889966 | 2889976 | |
| 4201  MATTE BLACK | 2882389 | 2883226 | 2883209 | 2882395 | 2884273 | 2884266 | 2882391 | 2883139 | 2883147 | | | 2889967 | 2889977 | |
| 4202  ACCENT | 2882383 | 2883220 | 2883203 | 2881343 | 2884267 | 2884260 | 2881335 | 2883140 | 2883148 | 2890907 | | 2890906 | 2889968 | 2889978 |
| 4202  MATTE BLACK | 2882384 | 2883221 | 2883204 | 2881344 | 2884268 | 2884261 | 2881336 | 2883141 | 2883149 | 2890905 | | 2890904 | 2889969 | 2889979 |
| 4203 BEADLOCK  MATTE BLACK BEADLOCKS SOLD SEPARATELY | | | | 2881386 | | | 2881381 | | | | | | 2889972 | 2889982 |
| 4204  ACCENT | 2882385 | 2883222 | 2883205 | 2881355 | 2884270 | 2884263 | 2881347 | 2883142 | 2883150 | | | | 2889973 | 2889983 |
| 4204  MATTE BLACK | 2882386 | 2883223 | | 2881356 | 2884271 | 2884264 | 2881348 | 2883143 | 2883151 | | | | 2889974 | 2889984 |
| 4205  LUSTER | | | | 2881371 | | | 2881359 | | | | | | | |
| 4205  MATTE BLACK | 2882387 | 2883224 | 2883207 | 2881372 | 2884269 | 2884262 | 2881360 | 2883144 | 2883152 | | | | 2889975 | 2889985 |
| 4301 BEADLOCK  ACCENT BEADLOCKS PRE-MOUNTED | | | | 2883213 | | | | 2883217 | 2883219 | | | | 2889970 | 2889980 |
| 4301 BEADLOCK  MATTE BLACK BEADLOCKS PRE-MOUNTED | | | | 2883212 | | | | | | | | | 2889971 | 2889981 |

NEW

XD 1500 WHEEL & TIRE SETS


| 15" 50-SERIES | UTILITY | | MUD/TRAIL | DESERT/ROCK | | | | | | | |
|--------------------------------------------------------------------------------------------------------------|-----------|---------|-----------|-------------|---------|------------|---------|------------|---------|------------|---------|
| | HARVESTER | | MUD XC | CRAWLER AT | | CRAWLER XG | | CRAWLER XP | | CRAWLER XR | |
| | 30" | 32" | 30" | 30" | 32" | 30" | 32" | 30" | 32" | 30" | 32" |
| 5206  MATTE BLACK | 2889940 | 2889943 | 2890842 | 2889941 | | 2889939 | 2890026 | 2889947 | 2889949 | 2890847 | 2885016 |
| 5302 BEADLOCK  MATTE BLACK | 2889936 | 2889942 | 2890841 | 2889937 | | 2889935 | 2890025 | 2889946 | 2889948 | 2890846 | 2885010 |
| 5304  MATTE BLACK | 2889996 | 2889945 | 2890674 | 2889999 | 2890000 | 2889995 | 2890027 | 2890672 | 2889997 | 2890673 | 2889998 |
| 5306  MATTE BLACK | 2890949 | 2890950 | 2890948 | 2890941 | 2890942 | 2890938 | 2890939 | 2890946 | 2890947 | 2890943 | 2890944 |
| 5307  MATTE BLACK | 2890968 | 2890969 | 2890967 | 2890960 | 2890961 | 2890957 | 2890958 | 2890965 | 2890966 | 2890962 | 2890963 |
| 5307 BEADLOCK  MATTE BLACK | 2890987 | 2890988 | 2890986 | 2890979 | 2890980 | 2890976 | 2890977 | 2890984 | 2890985 | 2890981 | 2890982 |

| BACKCOUNTRY/TRAIL | | | | | | | |
|-------------------|---------|-------------|------------|---------|---------|---------|--|
| ATTACK 2.0 | | DUAL-THREAT | PRO RUNNER | | TREKKER | | |
| 30" | 32" | 32" | 30" | 32" | 30" | 32" | |
| 2889938 | | | 2890845 | 2885017 | 2890920 | 2890925 | |
| 2889934 | | 2885009 | 2890844 | 2885011 | 2890921 | 2890926 | |
| 2889994 | 2890675 | 2891026 | 2890843 | | 2891006 | 2891007 | |
| 2890932 | 2890933 | 2890934 | 2890935 | 2890936 | 2890917 | 2890922 | |
| 2890951 | 2890952 | 2890953 | 2890954 | 2890955 | 2890918 | 2890923 | |
| 2890970 | 2890971 | 2890972 | 2890973 | 2890974 | 2890919 | 2890924 | |

| 15" 50-SERIES | TRAIL | DESERT/ROCK |
|----------------------------------------------------------------------------------------------------------------------------------------|------------|-------------|
| | ATTACK 2.0 | CRAWLER XG |
| | 28" | 28" |
| 5201  ACCENT | 2883160 | 2883188 |
| 5201  MATTE BLACK | 2883159 | 2883187 |
| 5202  ACCENT | 2883158 | 2883186 |
| 5202  MATTE BLACK | 2883157 | 2883185 |
| 5203 BEADLOCK  ACCENT BEADLOCKS SOLD SEPARATELY | 2883154 | 2883182 |
| 5204  MATTE BLACK | 2883155 | 2883183 |
| 5301 BEADLOCK  ACCENT BEADLOCKS PRE-MOUNTED | 2883162 | 2883190 |
| 5301 BEADLOCK  MATTE BLACK BEADLOCKS PRE-MOUNTED | 2883161 | 2883189 |

REPLACEMENT CAPS

POLARIS CAPS

| | | |
|------------------------------------------------------------------------------------------------------|------------|-------------|
| HD  MATTE BLACK | ALL WHEELS | 5457498-458 |
|------------------------------------------------------------------------------------------------------|------------|-------------|


PRO ARMOR CAPS

| | | |
|-------------|----------------------------------------|-------------|
| LUSTER | ALL WHEELS EXCEPT 5204 & 5203 BEADLOCK | 5453209-410 |
| MATTE BLACK | | 5453209-458 |
| MATTE BLACK | 5204 | 1523063-458 |
| LUSTER | 5203 BEADLOCK | 1523015-410 |
| MATTE BLACK | | 1523015-458 |

LUG NUTS

 LUG NUTS REQUIRED

12MM x 1.5 SPLINED LUG NUTS

| | | |
|---------------------------|---------------------------------------------------------------------------------------|---------|
| 16 LUG NUTS WITH WRENCH |  | 2879332 |
| 4 LUG NUTS WITHOUT WRENCH | | 2879331 |
| SPLINED LUG WRENCH | | 2204966 |

3/8" - 24 HEX LUG NUTS

| | | |
|-----------------|---------------------------------------------------------------------------------------|---------|
| 16 HEX LUG NUTS |  | 2877409 |
| 4 HEX LUG NUTS | | 2876754 |

2 WAYS TO PURCHASE INDIVIDUAL WHEELS & TIRES - OR - COMPLETE SETS AS LISTED

TO BUILD YOUR CUSTOM SET & VERIFY FITMENT, VISIT Polaris.com/ProArmorRANGER

Exclusively at Polaris Authorized Dealers or Polaris.com/ProArmorRANGER



TIRE SEALANT

- » 30 OZ. • 2830484
- » 1 GALLON • 2830485
- » 5 GALLONS • 2830486
- » 5 GALLONS PUMP • 2830487

P. 124



POLARIS
ENGINEERED

MAINTENANCE & GARAGE

FACTORY APPROVED. Every Polaris vehicle has been engineered and manufactured to deliver performance. Keep it that way by using the same lubricants, cleaners and service parts our factory-trained technicians use.

MAINTENANCE & GARAGE

MAINTENANCE

OIL & LUBRICANTS

MAINTENANCE
& FLUIDS

GARAGE ACCESSORIES
& BATTERY CHARGERS

HD PARTS

SERVICE PARTS

TIRE SEALANT
& TRAILERING

POLARIS POWER

FOR THE LIFE OF YOUR RIDE

PUSH THE LIMITS WITHOUT SACRIFICING STRENGTH, LONGEVITY AND DURABILITY. Polaris parts are engineered specifically for your machine, to ensure you get the most out of each ride.



MAINTENANCE TIP

BREAK-IN PERIOD

The break-in period for your new RANGER is the first 25 hours of operation, or the time it takes to use the first two tanks of fuel. No single action on your part is as important as a proper break-in period. Careful treatment of a new engine will result in more efficient performance and longer life for the engine.

NOTICE: Excessive heat build-up during the first three hours of operation will damage close-fitted engine parts. Do not operate at full throttle or high speeds for extended periods during the first three hours of use.

SEE OUR LATEST MAINTENANCE TIPS AT RANGER.POLARIS.COM/EN-US/SELF-HELP

AIR FILTER

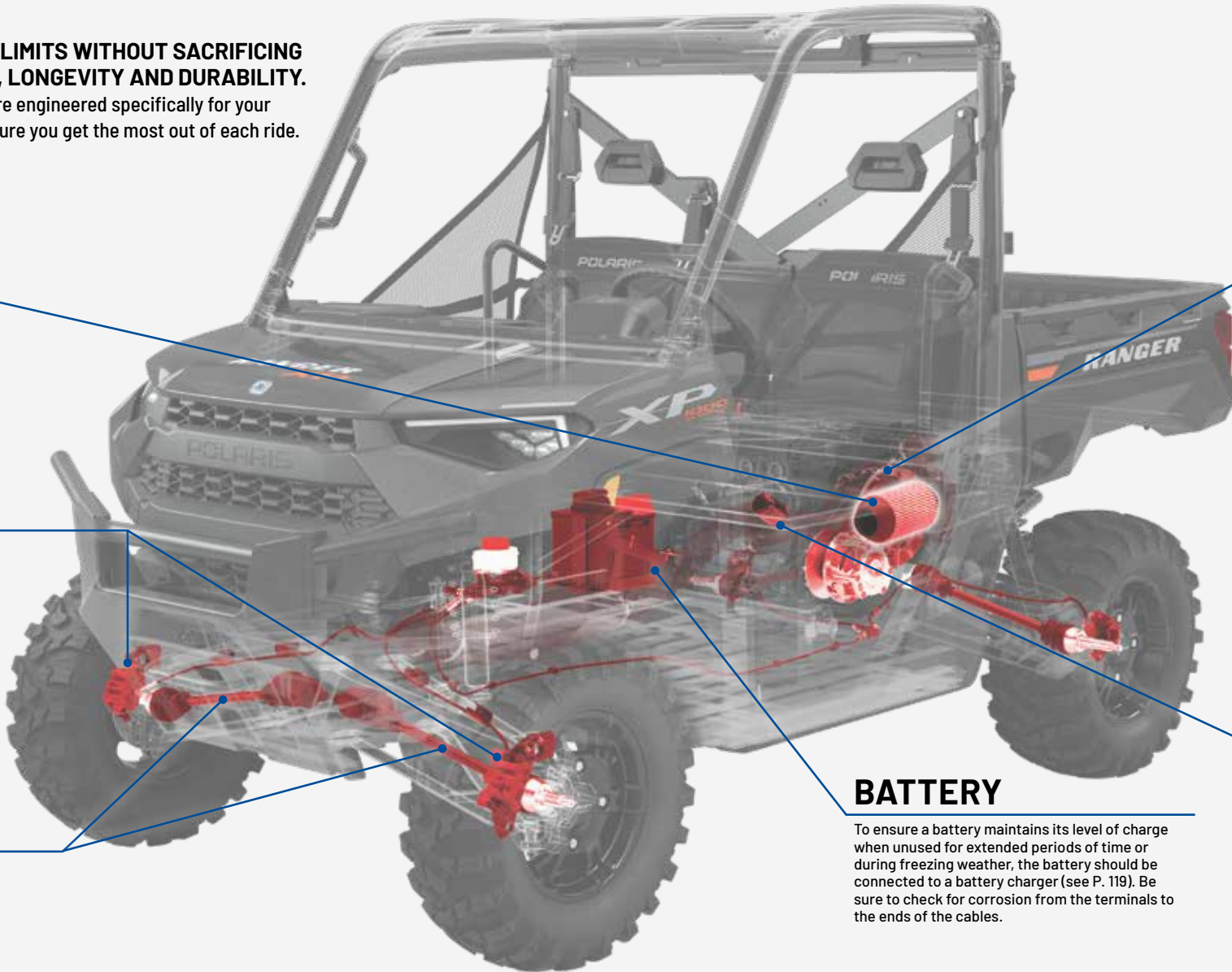
A clogged air filter can restrict air flow to the engine which can lead to reduced engine performance and shortened engine life.

BRAKE PADS

Brake pads should be checked for wear and oil or grease (petroleum products) contamination. Brake discs should be checked for cracks, excessive corrosion or warping.

HALF SHAFTS

Check for tears and punctures in the boot, which can lead to CV joint wear that can contribute to axle failure.



DRIVE BELT

Polaris Engineered belts deliver unmatched performance for your off-road vehicle. Developed and tested on all our engines for all environments and conditions. Check your belt for delamination, hour glassing and glazing.

OUR INVESTMENT

- 40,000+ miles / 64,000+ km of field testing
- Thousands of dyno hours
- 18+ months of development (13,000+ design hours) per belt
- 1,500+ vehicle validation hours
- Collaboration with powertrain and clutch engineers

YOUR ADVANTAGE

- No clutch recalibration
- Less wear and tear due to heat
- Ensure maximum vehicle performance
- More time riding, less time wrenching
- Produced in collaboration with powertrain and clutch engineers to ensure a perfect fit, maximum performance and ultimate durability

BREAK-IN PERIOD

- Use lower gear (if available) while varying speeds and avoid wide open throttle for 5-10 miles / 8-16 km
- If no low gear is available, vary at moderate speeds while avoiding wide open throttle for 50 miles / 80 km

OIL FILTER

Change oil filters with every oil change to provide the best engine protection and keep the engine operating at peak performance.

BATTERY

To ensure a battery maintains its level of charge when unused for extended periods of time or during freezing weather, the battery should be connected to a battery charger (see P. 119). Be sure to check for corrosion from the terminals to the ends of the cables.

FOLLOW RECOMMENDED SERVICE INTERVALS IN THE OWNER'S MANUAL

MAINTENANCE SCHEDULE*

| BREAK-IN MAINTENANCE | 6 MONTHS | 12 MONTHS | 18 MONTHS | 24 MONTHS | 30 MONTHS | 36 MONTHS |
|--------------------------------------------------------|--------------------------------------------------------|--------------------------------------------------|--------------------------------------------------|--------------------------------------------------|--------------------------------------------------------|--------------------------------------------------|
| FIRST 25 HRS / 1 MONTH 250 MI / 400 KM | 50 HRS 500 MI / 800 KM | 100 HRS 1,000 MI / 1,600 KM | 150 HRS 1,500 MI / 2,400 KM | 200 HRS 2,000 MI / 3,200 KM | 250 HRS 2,500 MI / 4,000 KM | 300 HRS 3,000 MI / 4,800 KM |
| ENGINE OIL & OIL FILTER CHANGE | EXHAUST SYSTEM INSPECT & CLEAN | ENGINE OIL & OIL FILTER CHANGE | ENGINE OIL & OIL FILTER CHANGE | ENGINE OIL & OIL FILTER CHANGE | ENGINE OIL & OIL FILTER CHANGE | ENGINE OIL & OIL FILTER CHANGE |
| GENERAL LUBRICATION ALL FITTINGS, PIVOTS, CABLES, ETC. | INSPECT FOR LEAKAGE OR CARBON BUILD UP AT JOINTS | DRIVE BELT INSPECT & ADJUST | BATTERY TEST & CLEAN | BRAKE PADS & FLUID INSPECT & CLEAN | BATTERY TEST, CLEAN & CHECK FLUID LEVEL | AIR FILTER INSPECT |
| AIR FILTER INSPECT | INSPECT & CLEAN SCREEN TYPE SPARK ARRESTOR | REPLACE AS NEEDED | REPLACE AS NEEDED | REPLACE AS NEEDED | REPLACE AS NEEDED | REPLACE AS NEEDED |
| REPLACE AS NEEDED | GENERAL LUBRICATION ALL FITTINGS, PIVOTS, CABLES, ETC. | TRANSMISSION FLUID CHANGE | DRIVE BELT INSPECT & ADJUST | SPARK PLUGS INSPECT | DRIVE BELT INSPECT & ADJUST | GEARCASES CHECK OIL LEVEL |
| EXHAUST SYSTEM INSPECT & CLEAN | | FRONT DRIVE FLUID CHANGE | REPLACE AS NEEDED | REPLACE AS NEEDED | REPLACE AS NEEDED | EXHAUST SYSTEM INSPECT & CLEAN |
| INSPECT FOR LEAKAGE OR CARBON BUILD UP AT JOINTS | | EXHAUST SYSTEM INSPECT & CLEAN | TIRES INSPECT CONDITION & PRESSURE | EXHAUST SYSTEM INSPECT & CLEAN | GENERAL LUBRICATION ALL FITTINGS, PIVOTS, CABLES, ETC. | INSPECT FOR LEAKAGE OR CARBON BUILD UP AT JOINTS |
| INSPECT & CLEAN SCREEN TYPE SPARK ARRESTOR | | INSPECT FOR LEAKAGE OR CARBON BUILD UP AT JOINTS | REPLACE AS NEEDED | INSPECT FOR LEAKAGE OR CARBON BUILD UP AT JOINTS | EXHAUST SYSTEM INSPECT & CLEAN | INSPECT & CLEAN SCREEN TYPE SPARK ARRESTOR |
| | | INSPECT & CLEAN SCREEN TYPE SPARK ARRESTOR | EXHAUST SYSTEM INSPECT & CLEAN | INSPECT & CLEAN SCREEN TYPE SPARK ARRESTOR | INSPECT FOR LEAKAGE OR CARBON BUILD UP AT JOINTS | |
| | | | INSPECT FOR LEAKAGE OR CARBON BUILD UP AT JOINTS | | INSPECT & CLEAN SCREEN TYPE SPARK ARRESTOR | |
| | | | INSPECT & CLEAN SCREEN TYPE SPARK ARRESTOR | | | |

FOR A COMPLETE MAINTENANCE SCHEDULE, CHECK YOUR OWNER'S MANUAL



*This is a sample maintenance schedule and is not intended for use in your specific vehicle. Please reference and use your owners manual to ensure proper maintenance and vehicle care.

OIL

PS-4 FORMULATIONS
BEST PROTECTION,
BEST PERFORMANCE

Our PS-4 engine oils provide ultimate performance and protection, they're formulated with exclusive additives to keep engines clean from deposit buildup. These powersports-grade full synthetic oils helps maximize power and protect your engine for the long term.



PS-4 5W-50
FULL-SYNTHETIC OIL

Optimal for ambient operating temperatures of -40° F to 100° F.

| | | | | |
|--------------------|---------------------|-----------------------|---------------------------|----------------------------|
| 1 Quart 2876244 | 1 Gallon 2876245 | 16 Gallons 2876247 | 55 Gallon Drum 2876246 | 330 Gallon Tote 2878814 |
|--------------------|---------------------|-----------------------|---------------------------|----------------------------|

PS-4 0W-50 EXTREME
FULL-SYNTHETIC OIL

Optimal for ambient operating temperatures of -45° F to 130° F.

| | | | | |
|--------------------|---------------------|-----------------------|---------------------------|----------------------------|
| 1 Quart 2889395 | 1 Gallon 2889396 | 16 Gallons 2889397 | 55 Gallon Drum 2889398 | 330 Gallon Tote 2889399 |
|--------------------|---------------------|-----------------------|---------------------------|----------------------------|

| PS-4 5W-50 | | PS-4 EXTREME 0W-50 | |
|-------------|----------------------------------------------------------------|---------------------------------------------------------------------------------------------|--|
| | | These convenient kits include everything needed including filter and oil volume per vehicle | |
| PART NUMBER | VEHICLE FITMENT | PART NUMBER | |
| 2890882 | RANGER XD 1500 | 2890883 | |
| 2202166 | RANGER/RZR/SPORTSMAN 570, TWIN 600, TWIN 700, TWIN 800 | 2890056 | |
| 2879323 | RANGER, GENERAL 900-1000, RZR 900-1000, RS1, POLARIS XPEDITION | 2890057 | |
| 2877473 | RANGER/SPORTSMAN 300-500, SPORTSMAN/SCRAMBLER 500/850/1000 | 2890055 | |
| 2881696 | RZR TURBO (NON PRO R) | 2890058 | |
| 2890880 | RZR PRO R | 2890881 | |

POLARIS INVESTS IN EACH OIL AT & ABOVE THESE LEVELS

| | | | |
|---------------------------------------------------------|-------------------------------------|-------------------------------|--------------------------------------------|
| 12+ DEDICATED TEAM MEMBERS FOCUSED ON POLARIS OIL | 18+ MONTHS DEVELOPMENT & TESTING | 76,000+ HOURS DYNO TESTING | 2.2/3.5 MILLION+ MILES/KM FIELD TESTING |
|---------------------------------------------------------|-------------------------------------|-------------------------------|--------------------------------------------|

POLARIS
EXTREME
SYNTHETICS

PS-4 EXTREME SYNTHETIC 0W-50

- Our best extreme high and low temp formula, excellent for high temperatures and racing, even at temps of 130°F, plus easier cold starting even below -45°F
- Expect the best in wear protection thanks to premium PAO and ester base stocks combined with a balance of moly and ZDDP additives
- Polaris exclusive clean engine additive system reduces deposits and carbon build-up for peak performance and power

THE BEST PROTECTION,
MAXIMUM PERFORMANCE

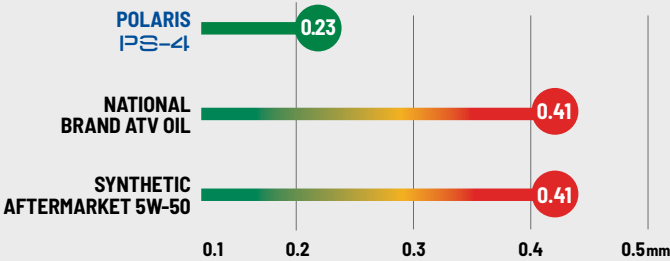
- Powersports grade full synthetics provide long lasting engine protection
- At least 40% improved wear protection compared to all aftermarket oils tested (see engine wear test chart)
- Polaris exclusive clean additive system
- At least 50% less deposits than all aftermarket oils tested (see deposit test chart)
- Cleaner engine with less deposits means consistent maximum power and performance

WIDEST VISCOSITY FOR ULTIMATE PROTECTION



ENGINE WEAR TEST

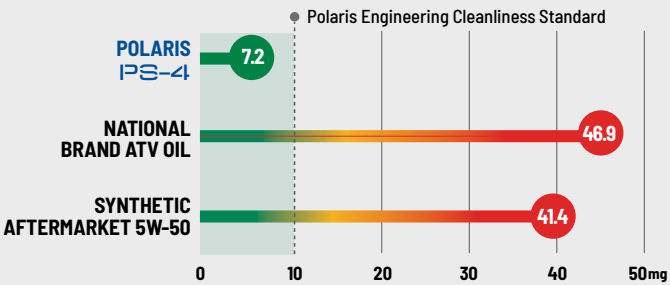
LOWER NUMBER = LESS ENGINE COMPONENT WEAR
LESS WEAR ON PARTS MEANS LONGER ENGINE LIFE



ASTM D4172. In 3rd party testing against 9 competitive products Polaris had 40% or better wear protection compared to all of the tested products. Numbers represent mm of wear scarring measured. Test measures wear at contact points, wear scar is measured for its length and width (in units of mm). Lower wear numbers mean better wear protection and friction reduction.

DEPOSIT TEST

LOWER DEPOSITS = MAXIMUM POWER



ASTM D6335. In 3rd party testing against 9 competitive products Polaris PS-4 had less than half the deposits compared to the next closest product. No other tested products met Polaris Engineering standards for deposit cleanliness. Test measures mass of deposits in mg in high temp, high stress test cycles. Higher deposits will impact engine power and performance.

MAINTENANCE FLUIDS



ENGINE OIL

Maximum protection for your 4-cycle engine.

» SEE P. 112
NOT COMPATIBLE WITH XP KINETIC



AGL

Protects transmission components against wear, corrosion, oxidation and foam in transmissions. Unique viscosity provides all-season performance including cold flow protection.

» 1 QT • 2878068
» 1 GALLON • 2878069
» 2.5 GALLONS • 2878070
» 55 GALLONS • 2879594



ORV MAINTENANCE KITS

Everything you need with correct fluid volumes to maintain your engine and drive train.

• Includes: 2.5 quarts of PS-4, 2 Spark Plugs, 1 Air Filter, 2 quarts of AGL, 1 pint Demand Drive Fluid & 1 Paper Oil Funnel

» 2830555
XP 900 '13-19

• Includes: 2.5 quarts of PS-4, 2 Spark Plugs, 1 Air Filter, 2 quarts of AGL, 1 pint Demand Drive Fluid, 1 oil filter, 1 crush washer & 1 Paper Oil Funnel

» 2830556
XP 1000 '18-24



ANTI-FREEZE

Prevent corrosion on metal components, eliminate scaling and maximize cooling system performance.

» 1 QT • 2880514
» 1 GALLON • 2880513
» 55 GALLONS • 2880512



DOT 4 BRAKE FLUID

A high-quality brake fluid designed for use in Polaris hydraulic brakes.

» 12 OZ • 2872189



DEMAND DRIVE FLUID

Proprietary formulation prevents clutch slippage and chatter and reduces component wear and corrosion.

» 1 QT • 2877922
» 2.5 GALLONS • 2877923



PREMIUM GAS SHOCK OIL

» 1 QT • 2874124
WALKER EVANS RACING® REBUILDABLE SHOCKS
» 1 QT PREMIUM • 2870995
» 2.5 GALLONS PREMIUM • 2872279
FOX® REBUILDABLE SHOCKS
NOT COMPATIBLE WITH XP KINETIC



SUSPENSION/ U-JOINT GREASE

» 3 OZ • 2871515
» 14 OZ • 2871551



ALL-SEASON GREASE TUBE

Specialized water-resistant lubricant
» 3 OZ • 2871322
» 14 OZ • 2871423



ANGLE DRIVE FLUID

Provides maximum protection in high-torque/high-pressure conditions. Reduces wear, corrosion and oxidation in rear angle drives
» 1 QT • 2889280
RANGER ANGLE DRIVE GEAR CASE SYSTEMS.
NOT COMPATIBLE WITH XP KINETIC



CARBON CLEAN

Ultimate fuel and injection system cleaner
» 12 OZ • 2881413
NOT COMPATIBLE WITH XP KINETIC



ADVANCED FUEL TREATMENT

Dual antioxidant formula protects jets and fuel system from gum and varnish
» 12 OZ • 2881416
NOT COMPATIBLE WITH XP KINETIC

GARAGE ACCESSORIES



PREMIUM MAINTENANCE TOOL KIT

- Includes 51 pieces for maintaining your Polaris machine
- Lifetime warranty on select tools

» 2830565



NEW OIL CHANGE KIT

- 6.5 QT drain pan, one pint oil funnel with screen, oil filter wrench, 15" x 18" absorbent pads (2), clean up wipe (1), 6 mil nitrile gloves (1 pair), blue interfold shop towels (4)

» 2830545



FLUID FUNNEL

- Easily add oil with high accuracy

» 2830552



FUNNELS

- Unique capped design eliminates spills and contaminants

» BLUE • 2830574

» RED • 2830575

» GREEN • 2830576



HANDHELD PUMP SPRAYER

- Half gallon portable sprayer, lightweight and easy to use

» 2830570



GREASE GUN

- Comfort grip handle and heavy-duty follower spring for high pressure applications and easy priming

» 14 OZ • 2830569

FOR 14 OZ ALL-SEASON & U-JOINT



GREASE GUN

- Enables easy application of grease

» 3 OZ • 2871312

FOR 3 OZ ALL-SEASON & U-JOINT



NEW WORK LIGHT - 550 LUMENS

- UV and dual-charging on a 360° rotating swivel

» 2830584



POLARIS LED POCKET FLASHLIGHT

» BLACK • 2830436



NEW FOLDING WORK LIGHT - 2000 LUMENS

- Rechargeable light with 2 LED light heads and 360° magnetic swivel handle that functions as a stand

» 2830591



NEW WORK LIGHT - 1000 LUMENS

- Adjustable with magnetic ends
- Battery charge indicator

» 2830585



NEW WORK LIGHT - 4000 LUMENS

- 90° swivel LED light
- 16 FT, 14 gauge extension cord cable reel
- Magnetic backing

» 2830586



POLARIS 33" TELESCOPIC MAGNET

» BLACK • 2830435



FLEXIBLE CLUTCH COVER TOOL

- The perfect tool for hard to reach CVT cover bolts

» 2830572

GARAGE ACCESSORIES

BATTERY CHARGERS



OIL FILTER WRENCH

- Size: 65mm (2-9/16")
 - 14 flute cup size - used with 3/8 in. square drive
 - Works with Polaris Oil Filters 2540086, 2520799 and other 14 flute filters
- » 2830550



NEW OIL FILTER WRENCH

- Size: 73mm (2-7/8")
 - Designed to fit with Polaris Oil Filter 2521728
 - 15 flutes cup size, used with 3/8" drive
- » 2830594



NEW BATTERY OPERATED FLUID TRANSFER PUMP WITH FLOW CONTROL NOZZLE

- Ideal for quick transfer of fluid, diesel, DEF/Adblue, water & water based media
 - Handheld flow control nozzle
 - Powered by two 'D' batteries (not included)
- » 2830595



BATTERY OPERATED FLUID TRANSFER PUMP

- Liquid transfer pumps 5-6 quarts/min suctioning power
 - Powered by two 'D' batteries (not included)
- » 2830513



FLUID TRAY

- Holds up to 8 quarts of fluid
- » 2830551



POLARIS MAGNETIC PARTS TRAY

- » SILVER • 2830432



FLEX SPOUT

- Fits all Polaris quart, gallon and 2.5 gallon bottles
- » 2871285



PUMP

- Fits 1 and 2.5 gallon bottles
- » 2870465



FLUID SYRINGE

- Easily add and remove fluid from your vehicle
- » 2830553



POLARIS HEAVY-DUTY SCRUBBER WIPES

- » 90 CT • 2830441



POLARIS SHOP TOWELS

- » 200 CT WITH DISPENSER • 2830402
- » 200 CT REFILL • 2830403
- » 64 CT REFILL • 2830440



NEW TRAIL TECH PORTABLE AIR COMPRESSOR

- Handheld air compressor with Li-ion battery
 - Programmable PSI pressure settings, LED light and USB phone charger
- » 060-DAP



NEW TRAIL TECH PORTABLE AIR COMPRESSOR CASE

- » 060-BAG



NEW TRAIL TECH PORTABLE AIR COMPRESSOR HOSE EXTENSION KIT

- 15" extender hose(s)
 - Compatible with Presta adapter and ball needle in Trail Tech Portable Air Compressor Kits
- » 060-LHS



NOCO® BATTERY CHARGER - 1 AMP

- Ensure your battery is charged with the NOCO® Battery Charger 1 Amp
 - Includes Boost Eyelet Cable with X-Connector Adapter (2830546)
- » 2830567



NOCO® BATTERY CHARGER - 2 AMP

- Ensure your battery is charged with the NOCO® Battery Charger 2 Amp
 - Includes Boost Eyelet Cable with X-Connector Adapter (2830546)
- » 2830568



NEW NOCO® BATTERY CHARGER - 5 AMP, 2 BANK

- Waterproof charger
 - 5 amps per bank for charging any 12v, AGM, lead-acid and/or lithium-ion batteries
- » 2830599



NEW NOCO® BATTERY CHARGER - 10 AMP, 4 BANK

- Waterproof charger
 - 10 amps per bank for charging any 12v, AGM, lead-acid and/or lithium-ion batteries
- » 2830601



GB40 12V 1000A JUMP STARTER

- Delivers 1,000 amps for jump starting a dead battery in seconds
- » 2830547



NEW GB70 12V 2000A JUMP STARTER

- Delivers 2,000 amps for jump starting a dead battery in seconds
- » 2830597



JUMP PACK PROTECTION CASES

- Lightweight, durable and rugged custom exterior
- » GB40 • 2830548
- » **NEW** GB70 • 2830598

ENSURE YOUR BATTERY
IS READY
WHEN YOU ARE

HD

HEAVY DUTY PARTS

All Polaris parts are developed and tested to help you get the most out of your ride. We're taking the passion of our riders, workers and outdoor enthusiasts to the next level with HD Parts.

Engineered and designed for:

- Greater durability
- Enhanced performance
- Greater wear and tear capabilities
- All weather conditions

OIL FILTERS

The advanced synthetic material built into these filters offers the highest debris holding capacity, maintains oil flow and maximizes performance.

| OE | HD | HEAVY DUTY PARTS |
|---------|---------|------------------|
| 2540086 | 2522485 | |

WHEEL BEARINGS

Fully sealed for added protection against intrusions. Made of a higher grade steel for extended life in extreme conditions.

| LOCATION | OE | HD | HEAVY DUTY PARTS |
|----------------------|---------|---------|------------------|
| FRONT WHEEL BEARINGS | 3514924 | 3515090 | |
| | 3514634 | 3515088 | |
| REAR WHEEL BEARINGS | 3514924 | 3515090 | |
| | 3514917 | 3515087 | |
| | 3514635 | 3515087 | |

BATTERY*

AGM fully sealed for optimal starting power with maximum reserve capacity, designed for highly accessorized vehicles and extreme operating conditions.

| OE | HD | HEAVY DUTY PARTS |
|---------|---------|------------------|
| 4014132 | 4081481 | |

*Check with your local dealer for availability.

DRIVE BELTS

The enhanced rubber material compound in these belts keep them cool in extreme heat, while our patented cord treatment process maximizes the transfer of horsepower to the ground for those customers hauling heavy loads.

| OE | HD | HEAVY DUTY PARTS |
|---------|---------|------------------|
| 3211149 | 3212326 | |
| 3211169 | | |
| 3211196 | | |
| 3211113 | 3212328 | |

BUSHINGS

The advanced material compound of the bushings enables tighter tolerances to reduce overall wear on the system, while the superior triple lip sealing prevents intrusion of the elements.

| LOCATION | OE | HD | HEAVY DUTY PARTS |
|----------------------|---------|---------|------------------|
| FRONT UPPER BUSHINGS | 5439874 | 1543367 | |
| | 5439730 | | |
| | 5439270 | 1543326 | |
| FRONT LOWER BUSHINGS | 5439874 | 1543367 | |
| | 5439730 | | |
| | 5439270 | 1543326 | |
| REAR UPPER BUSHINGS | 5439874 | 1543367 | |
| | 5439730 | | |
| | 5439270 | 1543326 | |

DRIVE SHAFTS*

Designed for all around heavy-duty applications, the complete axle shaft assembly provides enhanced joint strength and includes TPE inner and outer boots which provide maximum puncture and tear resistance.

| LOCATION | OE | HD | HEAVY DUTY PARTS |
|----------|---------|---------|------------------|
| FRONT | 1334351 | 1337241 | |
| | 1332637 | 1337242 | |
| | 1336966 | 1337243 | |
| REAR | 1333748 | 1337239 | |
| | 1334361 | 1337240 | |

BRAKE PADS

Engineered to provide longer life and better stopping power while riding in extreme conditions.

| OE | HD | HEAVY DUTY PARTS |
|---------|---------|------------------|
| 2205949 | 2208933 | |
| 2202413 | 2208934 | |
| 2203318 | 2208936 | |

CV BOOT KIT

TPE rubber compound for maximum puncture and tear resistance, includes (1) boot, grease and clamp to replace OE stock part. Provides increased durability for riding in extreme conditions.

| OE | HD | HEAVY DUTY PARTS |
|---------|---------|------------------|
| 2204102 | 2209922 | |
| 3236165 | 2209923 | |

BUSHING KITS

Easily update the entire front and rear suspension.

» 2830560

XP 900 '13-'19, XP 900 CREW '14-'19, XP 1000 '17, XP 1000 CREW '17, 570 FULL SIZE '15-'20, 570 FULL SIZE CREW '15-'20

» 2830561 (SHOWN)

570 EFI '14-'20, 570 EFI CREW '14-'20

WHEELS & TIRES

Class leading durability for off-road performance and traction for confident driving in extreme conditions.

» 1524022-458 • HD WHEEL - 14x7*


» 5417507 • PRO ARMOR HD-K - 29x10R14*

» 5457498-458 • HD WHEEL CENTER CAP*

» 5415756 • PRO ARMOR XD-K FRONT

» 5415757 • PRO ARMOR XD-K REAR

* SHOWN



SAND



MUD



WATER



EXTREME COLD



EXTREME HEAT
UP TO 130°F



HEAVY
PAYLOADS



EXTENDED
LIFE

SERVICE PARTS

POLARIS ENGINEERED SERVICE PARTS DELIVER UNMATCHED PERFORMANCE AND FIT FOR YOUR OFF-ROAD VEHICLE.

All service parts are engineered specifically for your machine. Which means everything is designed, tested and perfected to maximize the life of your ride. Getting Polaris Engineered parts is a decision that pays off in the long run, because it ensures there is a long run.

SHOP FOR SERVICE PARTS ONLINE OR VISIT YOUR POLARIS DEALER.

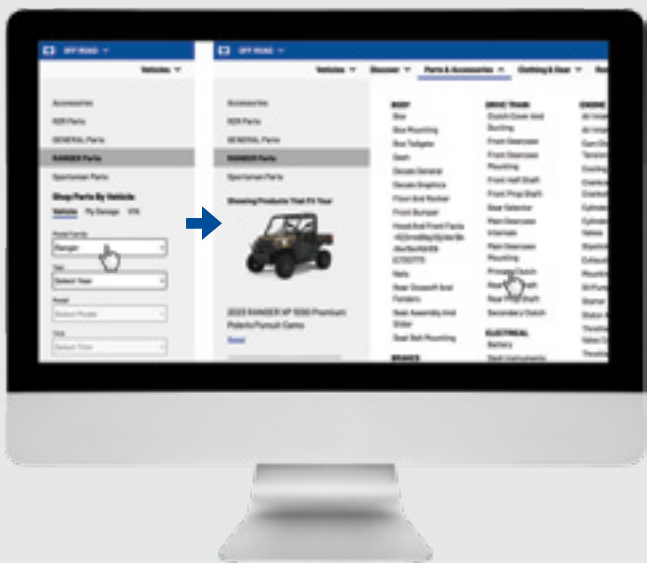
LOOK-UP PARTS ON POLARIS.COM

FOR EASY PARTS IDENTIFICATION, VIEWS OF ASSEMBLIES & MORE!



STEP 1

Visit Polaris.com/RANGER
Click the **"Parts & Accessories"** tab



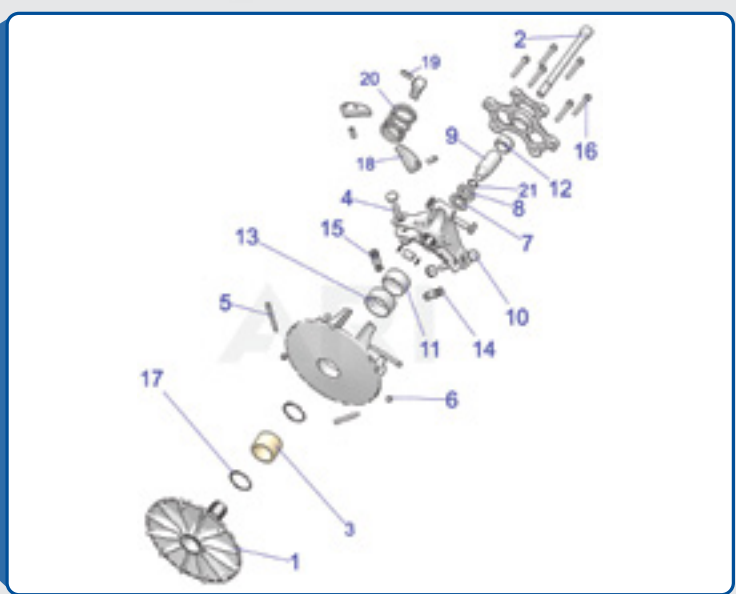
STEP 2

Enter **vehicle year/model** then
select the **part**



STEP 3

Clearly see what parts are
required and **order**



OVER
100,000
PARTS
AVAILABLE!



TIRE SEALANT

24 X 7 COVERAGE | BE PREPARED FOR ANYTHING

HOW IT WORKS

- 1 Tire sealant remains liquefied inside the tire until a leak develops in the tire or wheel.
- 2 Once a leak occurs, the tire sealant rushes out of the tire and quickly creates a permanent solid plug, maintaining tire pressure so you can continue your ride.



HOW MUCH DO YOU NEED?

$$\frac{\text{TIRE HEIGHT (IN.)} \times \text{TIRE WIDTH (IN.)}}{5} = \text{OUNCES REQUIRED PER TIRE}$$

VISIT [POLARIS.COM/TIRESEALANTCHART](https://polaris.com/tiresealantchart) TO LEARN MORE

PREMIUM TIRE SEALANT

- Instantly seals and repairs rim, bead leaks and punctures up to .25" on standard tires and .75" on heavy ply tires
- Helps seal the tire bead against the wheel
- Creates permanent repair, helps maintain air pressure for the life of the tire
- 100% water soluble for easy cleanup
- Remains fluid and effective in temperatures down to -45° F
- Will not rust, corrode or pit wheels
- Easily installed through existing tire valve stem with valve core removed

- | | | |
|----------------------|----------------------------|-------------------------|
| » 32 OZ • 2830484 | » 5 GALLONS • 2830486 | » 55 GALLONS • 2830489 |
| » 1 GALLON • 2830485 | » 5 GALLONS PUMP • 2830487 | » 275 GALLONS • 2830488 |

BRING IT EVERYWHERE

TRAILERING



CALIBER® RAMP PRO

- Designed for ATVs and UTVs up to 50" wide
 - Integrated grip glides for ultimate traction
 - Folding sides for easy transportation and storing
- » 52" x 90" • 2884576



ALUMINUM ARCHED LOADING RAMPS

- Capacity for up to 3,000 lbs
- » 76" x 12" • 2,000 LB • 2875384
- » 88" x 12" • 3,000 LB • 2875386



LIGHTWEIGHT TRI-FOLD RAMPS

- Ramp folds up for transport
 - Capacity for up to 1,500 lbs
 - Safety straps included
- » 72" x 51" • 2875385
- » 82" x 51" • 2875860



FOLDING ALUMINUM ARCHED RAMPS

- Ramp folds up for transport
 - Up to 1,500 lb total capacity, 750 lb per individual ramp
 - Safety straps included
- » 88" x 12" • 2875387

COVERS



TRAILERING COVERS

- Protect your vehicle from the elements while storing outdoors
- A ratchet strap system on the bottom helps to secure the cover to the vehicle

MID-SIZE

- » 2890329
570 '15-24
- » 2890330
CREW 570-4 '15-24
- » 2890329
SP 570 '22-24
- » 2890330
CREW SP 570 '22-24

FULL-SIZE

- » 2890331
XP 1000 '15-24, 1000 '20-24
- » 2890332
CREW XP 1000 '17-24, CREW 1000 '20-24
- » POLARIS PURSUIT CAMO • 2882160
XP 1000 '14-24, EV '11-24, 570 FULL-SIZE '17-24, 570 '14-24, 500 '11-24, 1000 '20-24

EXTREME DUTY

- »  2889107
XD 1500 '24
- »  2890305
CREW XD 1500 '24

CV BOOT REPAIR KIT*

FIX ON THE GO | TEMPORARY COVERAGE

- A quick trail-side fix to increase trail time
- The flexible and durable boot material expands over a cone tool for CV boot repairs, without disassembling CV axles
- Universal fit – works as a temporary fix for most powersports axles
- All components fit inside the cone, and a cover is provided for compact durable storage
- Easily fits in a cargo box, attached to the roll cage, in the glovebox or many other storage locations



Items shown are contained inside cone

UTV CV BOOT REPAIR KIT

Kit includes the following items:

- (1) Expandable XL CV Boot
- (1) Reusable Cone Tool
- (2) CV Boot Clamps
- (1) Tube of Silicone Lube
- (1) Grease Packet
- (1) Cone Cover

» 2830526

UTV TRAIL BOOT ONLY

» 2830527

ATV

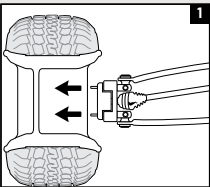
» CV REPAIR KIT
2830528

» TRAIL BOOT ONLY
2830529

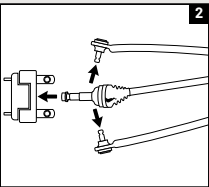
SEE HOW THE CV BOOT REPAIR KIT WORKS AT [POLARIS.COM/MAINTENANCE-VIDEOS](https://polaris.com/maintenance-videos)



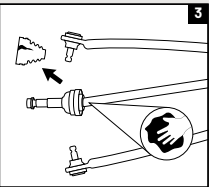
HOW TO INSTALL



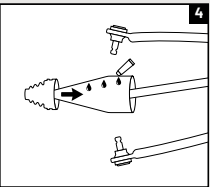
Remove wheel and axle nut.



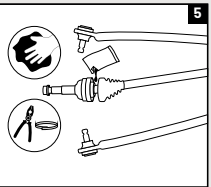
Remove brake caliper, hub, tie rod and upper and lower ball joints.



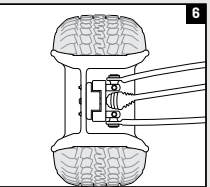
Remove old boot and clean joint.



Spread silicone lube on entire cone tool. Slide boot over cone tool, large end first. See package for outer boot instructions.



Empty the bag of grease into the CV joint/boot, clean sealing points and install clamps.



Reassemble tie rod, ball joints, brake caliper, axle nut, tire and wheel.

Refer to your service manual for further instructions and torque specifications.

*Designed for temporary CV boot repair. Purchase the OEM CV Boot for a permanent repair.

HITCHES



HITCH WITH 2" BALL

- 3:1 Hitch: ball, hook and pin design
 - Rust resistant steel with powdercoat finish
 - Removable ball, HD 5/8" pin and clip
- » 2" x 2" RECEIVER • 2830522
- » 1 1/4" x 1 1/4" RECEIVER • 2830523



1 1/8" BALL

- 1 1/8" replacement ball for hitch
 - Designed to work with 3:1 Hitch
- » 2830524



RECEIVER HITCH

- » 2" RECEIVER TONGUE
2875320



TRAILER BALL 3/4" SHANK

- » 1 1/8" BALL • 2877602
- » 2" BALL • 2877603

STRAPS & ROPES



RECOVERY STRAP

- 2" x 30'
 - 18,000 lb maximum load, 9,000 lb maximum vehicle weight
 - Comes with carry bag
- » 2884033



RATCHET STRAP

- 1.5" x 15' straps, 2 pack
 - Heavy duty webbing, floating D-rings, double J-hooks
 - 5,500 lb maximum load, 1,833 lb working load
- » 2884031



RATCHET STRAP

- 2" x 20' Ratchet Straps
 - Heavy duty webbing, floating D-rings, double J-hooks
 - 10,000 lb maximum load, 3,300 lb working load
- » 2884032



SHOCK STRAPS

- 1.5" 3,000 lb breaking strength
 - Keeps tension on tie-down straps to secure load, 2 pack
- » 1.5" x 15' • 2883296
- » 1.5" x 7' • 2883295

POLARIS POWER

FOR THE WORKERS, PLAYERS
AND SAVE-THE-DAYERS.

BACKED BY A
3 YR
WARRANTY



VISIT [POLARISPOWER.COM](https://www.polarispower.com)
FOR ALL PRODUCT FEATURES

THE POWER TO EMPOWER

At Polaris Power, we are committed to powering more. We proudly donate 3% of our profits by providing portable power to areas affected by natural disasters and the organizations providing relief in North America.



P2000i

Inverter Generator **2830532**

1600

Running
Watts

2000

Starting
Watts

16.7

Max Amps
at 120V

7.6

Run Time at 25% Load
w/ Smart Throttle (hrs)

62

Noise Level at
25% Load (dBA)

FEATURES



Extension Cord
Management



Multi-Functional
Digital Display



Illuminated Control Panel



Multi-Handle Design



Parallel Capable

BEST USED FOR



Tailgating



Off-Grid



Camping



FEATURED ACCESSORIES



**ALL WEATHER
COVER**

» P2000i • 2830540



**HIGH ALTITUDE
MODIFICATION KIT**

» P2000i • 2884865



**SMALL
ENGINE OIL**

• 4-cycle engine oil
» 1QT • 2879383



**INVERTER
PARALLEL KIT**

» 2830536

Read, understand and follow your owner's manual. Never operate a generator indoors. Generator exhaust contains carbon monoxide vapors and exposure can result in severe injury or death. Gasoline is highly flammable and explosive under certain conditions. Always use extreme care whenever handling gasoline.



VISIT [POLARISPOWER.COM](https://www.polarispower.com)
FOR ALL PRODUCT FEATURES

P2500iEBT

Inverter Generator **2830537**

2000

Running
Watts

2500

Starting
Watts

17

Max Amps
at 120V

8

Run Time at 25% Load
w/ Smart Throttle (hrs)

65

Noise Level at
25% Load (dBA)

FEATURES



Polaris Mobile
App Compatible



Digital Fuel Gauge



Carbon Monoxide
Detection & Auto Shut Off



Electric Start with
Electric Choke



Parallel Capable

BEST USED FOR



Camping



Tailgating



Off-Grid



FEATURED ACCESSORIES



ALL WEATHER COVER

» P2500iEBT • 2830540
» P3200iE • 2830541



HIGH ALTITUDE MODIFICATION KIT

» P2500iEBT • 2889540
» P3200iE • 2884866



SMALL ENGINE OIL

• 4-cycle engine oil
» 1QT • 2879383

P3200iE

Inverter Generator **2830533**

2800

Running
Watts

3200

Starting
Watts

23.3

Max Amps
at 120V

10.1

Run Time at 25% Load
w/ Smart Throttle (hrs)

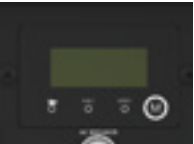
67

Noise Level at
25% Load (dBA)

FEATURES



Key Fob Remote Start



Multi-Functional
Digital Display



Fuel Gauge



Extension Cord
Management



Parallel Capable

BEST USED FOR



Camping



One Room Backup



DIY Remodeling



INVERTER PARALLEL KIT

» 2830536



FLUID FUNNEL

» 2830552



FLUID SYRINGE

» 2830553



NEW BATTERY OPERATED FLUID TRANSFER PUMP WITH FLOW CONTROL NOZZLE

» 2830595



FLUID TRAY

» 2830551

VISIT [POLARISPOWER.COM](https://polarispower.com)
FOR ALL PRODUCT FEATURES

P5500 / P6500*

2830534 / 2830535
Open Frame Generator

5000 /
6000

Running Watts
(P5500 / P6500)

5500 /
6500

Starting Watts
(P5500 / P6500)

20/30

Max Amps
at 120/240V

5

Run Time
(hrs)

75

Noise Level
(dBA)

FEATURES



Extension Cord Management



Fuel Gauge



Electric Start



Rough Terrain Wheel

BEST USED FOR



Construction



Home Backup



RVing



FEATURED
ACCESSORIES



ALL WEATHER
COVER

» P5500/P6500 • 2830542



HIGH ALTITUDE
MODIFICATION KIT

» P5500/P6500 • 2884867



SMALL
ENGINE OIL

• 4-cycle engine oil
» 1QT • 2879383

NEW

ELECTRIC
PRESSURE WASHER 2500

2830592
Pressure Washer

2500 psi

At 1.2 GPM

120v

Electric
Induction Motor

25'

Morflex® Hose

FEATURES



Axial Pump with Thermal
Relief Valve



Detachable Cart for
Easy Transport



Professional Spray Gun with
Quick Connect Nozzles



8" Never-Flat Tires



PRESSURE WASHER 3700

2830573
Pressure Washer

CRX 4-stroke

3700 psi

At 2.5 GPM

225cc

OHV engine


35'

Morflex® Hose

FEATURES



Simpson AAA Cam Pump with
Thermal Relief Valve



Heavy-Duty Steel Engine Plate



Professional Spray Gun with
Quick Connect Nozzles



10" Pneumatic Tires



FEATURED
ACCESSORIES



50 FT EXTENSION HOSE

- Designed to be highly flexible and kink resistant
- This cold water hose is equipped with standard M22 threaded connections, a dual o-ring and polyurethane outer jacket that is non-marring and abrasion-resistant for improved durability

» 2830577



TURBO NOZZLE

- 3700 PSI .25" QC turbo nozzle delivers a strong jet of oscillating water that cleans faster than standard nozzles
- Made for reliability and durability, this nozzle is easy to use and great at cleaning hard to remove dirt and debris

» 2830579



APPAREL

FIT FOR ANY ADVENTURE. For outdoor enthusiasts looking for gear that's purposefully built to stand up to the fun and challenging experiences Polaris vehicles enable. Each piece of apparel and equipment bearing the name Polaris is crafted by outdoor enthusiasts, for outdoor enthusiasts. They are a badge of honor – representing what the Polaris brand stands for – a passion to simply be outside doing what you love.



SCAN TO SHOP
THE FULL LINEUP OF
POLARIS APPAREL



MEN'S RANGER TEE

Green | S-3XL | 2833091
Black | S-3XL | 2833092



MEN'S LONG SLEEVE RANGER TEE

Black | S-3XL | 2833094
Gray | S-3XL | 2833093



RANGER CAP

Black | 2833131
Green | 2833132



NEW

POLARIS RANGER STICKER 6"

6" x 0.85" | 2861864



NEW


POLARIS RANGER PARKING SIGN

2869933

HELMETS



CARBON FIBER
WHITE
2864538



509 ALTITUDE 2.0

LIGHTWEIGHT DESIGN, PERFORMANCE-INFUSED
STYLE & GOPRO® MOUNTING CAPABILITY

XS-4XL

- SHELL
- Thermoplastic poly alloy outer shell

- WEIGHT
- Composite as low as 1,200g, Carbon fiber as low as 1,150g

- FEATURES
- Strong, lightweight construction of carbon fiber or composite
 - Superior fit for all-day comfort
 - Pro Series breath box for complete protection, removable for optimal air flow
 - One-piece eyeport creates draft-free seal with 509 goggles
 - Magnetic Fidlock® chin-strap technology and integrated GOPRO® mount
 - DOT- and ECE 22.05-approved



RED
2833054



RADIANT GREEN
2833051



BLACK
2861469



CARBON FIBER
BLACK/LIME
2861473



RETRO
2864541



TACTICAL 2.0

COMBINES STYLE WITH VERSATILITY
FOR ULTIMATE COMFORT & CONTROL

XS-4XL

- SHELL
- Shock-resistant, injection-molded thermoplastic

- WEIGHT
- 1,300g

- FEATURES
- Innovative Venturi Vent pulls moist air from helmet without cold wind coming in
 - Eyeport seal is co-integrated with the removable breath box and creates a draft-free seal with 509 goggles and a clear field of view
 - Magnetic Fidlock® chin-strap technology
 - DOT- and ECE 22.05-approved



ZENITH BLUE
2864542



MATTE BLACK
2862468



PINK
2833050



ORANGE
2862471



ORANGE/TAN
2864559

TENACITY 4.0

COMBINATION OF MODERN STYLE & PREMIUM
PROTECTION WITH INCREDIBLE VALUE

XS-2XL

- SHELL
- Shock-resistant, injection-molded thermoplastic

- WEIGHT
- 1,500g

- FEATURES
- Through-flow, full-helmet ventilation
 - ProClip quick release chin strap allows you to fasten the chin strap in seconds
 - Removable breath box and removable, washable liner
 - Tool-less adjustable roost shield
 - DOT- and ECE 22.06-approved



BLACK/LIME
2864560



RADIANT GREEN
2833142



BLACK
2861557



BLACK/GRAY
2861558



WHITE/RED
2861561



BLUE
2833143

GOGGLES



NEW
OLIVE/LIME
2864546

509 KINGPIN

PREMIUM MATERIALS, ATTRACTIVE PRICE

- FEATURES
- Built for off-road, the oversized spherical lens delivers optimal peripheral vision
 - Metal tear-off posts provide strength and durability
 - Quick-change technology allows you to run the best lens tint for conditions



STEALTH
2862560



BLUE
2862562



NEW
ORANGE
2864545

509 MX6

SUPER WIDE FIELD OF VIEW, ENGINEERED FOR DIRT

- FEATURES
- PC outer lens with anti-scratch coating, and internal anti-fog coating
 - Outriggers with latch system for quick lens change
 - 45mm strap with silicone to hold strap in place



BLACK
2862557



RED/BLACK
2862558

HEATED APPAREL

Keep warm even on the coldest days with Polaris Heated Apparel. By keeping the heat close to your body, you can stay out for a longer, more comfortable ride. The Polaris Heated Apparel lineup includes the Heated Vest, Heated Base Layers and a Heated Glove Liner for both men and women. Easily control your heat setting with the touch of a button.



WOMEN'S Black | 2833036

MEN'S Black | 2833022

HEATING ELEMENTS

HEATED VESTS

WARMTH WITH THE TOUCH OF A BUTTON S-3XL

- Perfect for any outdoor activity
- Down-proof machine washable material with 160g of insulation for warmth with or without the heater turned on
- Powered by a small rechargeable battery (included) that can also be used to charge a cellphone; battery not machine washable, remove prior to washing
- Easily adjust between four heat settings for changing weather conditions with built-in buttons



WOMEN'S Top | 2833033 Bottom | 2833034

MEN'S Top | 2833031 Bottom | 2833032

HEATED APPAREL REPLACEMENT BATTERY PACK

- Compatible with Polaris Heated Base Layer Tops, Bottoms & Vests
- Includes: 7.4V Lithium-Ion Battery with two 7.8V chargers (110V wall and 12V port)

2864582



HEATED GLOVE LINER REPLACEMENT BATTERY PACK

- Compatible with Polaris Heated Glove Liners
- Includes: two 7.4V Lithium-Ion Batteries, one 100-240V charger

2864583



HEATED GLOVE LINER

KEEP YOUR HANDS WARM ON FROSTY DAYS S-3XL

- Designed to fit under all Polaris riding gloves for an extra layer of warmth to keep you out riding longer
- Easily adjust your heat level by pressing a button on the bottom part of the glove

HEATED BASE LAYERS

ADJUSTABLE HEAT CLOSE TO YOUR BODY, MAXIMUM COMFORT IN CHANGING CONDITIONS S-3XL

- Intended for use as a base layer
- Features lightweight, moisture-wicking fabric to give you the most comfortable layering to wear on all of your cold weather adventures, on or off the trail
- Includes multiple heat panels for evenly distributed heat for maximum warmth and comfort
- Powered by a small rechargeable battery (included) that can be used to charge a cellphone; battery not machine washable, remove prior to washing
- Easily adjust between four heat settings for changing weather conditions with built-in buttons

LIFESTYLE APPAREL



MEN'S SOFTSHELL JACKET

Cypress | S-3XL | 2864517
Camo | S-3XL | 2861543
Blue | S-3XL | 2833028
Black | S-3XL | 2861434



MEN'S REVOLVE VEST

Blue/Gray | S-3XL | 2864521
Red | S-3XL | 2833030
Black/Gray | S-3XL | 2862565
Camo | S-3XL | 2862572



MEN'S PLAID FLANNEL SHIRT

Blue | S-3XL | 2864671
Cypress | S-3XL | 2864672



PURSUIT HOODIE

Orange | S-3XL | 2864606
Black | S-3XL | 2833076
Green | S-3XL | 2833077



MEN'S ROGUE HOODIE

Blue | S-3XL | 2864587
Black | S-3XL | 2833062
Navy | S-3XL | 2833063



PIT SHIRT

Cypress | XS-4XL | 2864561
Black | XS-4XL | 2862526
Navy | S-3XL | 2833043



WOMEN'S SOFTSHELL JACKET

Blue/Gray | S-3XL | 2864519
Black | S-3XL | 2833041
Radiant Green | S-3XL | 2833040



WOMEN'S JOURNEY HOODIE

Purple | S-3XL | 2864537
Radiant Green | S-3XL | 2833098
Black | S-3XL | 2862515



WOMEN'S PLAID FLANNEL SHIRT

Blue | S-3XL | 2864673
Teal | S-3XL | 2864674



THE MOST CAPABLE UTV.
GET MORE DONE.

TRUSTED BY FARMERS, RANCHERS, HUNTERS AND HOMEOWNERS FOR MORE THAN A DECADE.



Warning: Polaris Off Road vehicles can be hazardous to operate and are not intended for on-road use. Driver must be at least 16 years old with a valid driver's license to operate. All riders should always wear helmets, eye protection and protective clothing and footwear. Read, understand and follow your owner's manual. Ride within the limits of your own abilities and never engage in stunt or exhibition driving. Never ride under the influence of drugs or alcohol. All riders should take a safety training course. Call 800-342-3764 for additional information.

Unless noted, trademarks are the property of Polaris Industries Inc. 3M® and Thinsulate® are registered trademarks of 3M Company. 509® is a registered trademark of Teton Outfitters, LLC. Apple® and App Store® are registered trademarks of Apple Inc. Bluetooth® is a registered trademark of Bluetooth Sig. Inc. Caliber® is a trademark of Caliber, Inc. Carhartt® is a registered trademark of Carhartt, Inc. Facebook™ is a service trademark of Facebook, Inc. Fidlock® is a registered trademark of Fidlock GmbH. FOX® is a registered trademark of Fox Factory Inc. Google Play™ is a service trademark of GOOGLE LLC. GoPro™ is a registered trademark of GoPro Inc. Homelink® is a registered trademark of Gentex Corporation. Instagram™ is a service trademark of Instagram, LLC. JBL® is a registered trademark of HARMAN INTERNATIONAL INDUSTRIES, INCORPORATED. MB Quart® is a registered trademark of Maxxsonics USA Inc. MORFLEX® is a registered trademark of FNA Group, Inc. NOCO Genius® is a registered trademark of The Noco Company. Polartec® is a registered trademark of MMI-IPCO, LLC. RHINO-RACK® is a registered trademark of Rhino Rack Australia Pty Limited. RIGID® is a trademark of JST Performance, LLC d/b/a Rigid Industries LLC. SEAT SAVER® is a registered trademark of Prince Lionheart, Inc. SMART BOARD® is a registered trademark of SMART TECHNOLOGIES ULC UNLIMITED LIABILITY CORPORATION CANADA. Tiger Drylac® is a registered trademark of Tiger Coatings GMBH & CO. KG. TEKVEST® is a registered trademark of 1181676 ONTARIO INC. Twitter™ is a service trademark of Twitter, Inc. Wallbox™ is a service trademark of WALL BOX CHARGERS S.L. sociedad de responsabilidad limitada (sl) SPAIN. WALKER EVANS RACING® is a registered trademark of Walker Evans Enterprises Incorporated. YKK® is a registered trademark of YKK Corporation. YouTube® is a registered trademark of Google LLC. Fitment and availability are subject to change at any moment. Copyright © 2023 Polaris Industries Inc. All rights reserved.

HARDEST WORKING.

SMOOTHEST RIDING.

GET THE BEST OWNER EXPERIENCE OUT THERE

Our goal is to make every day of ownership a smooth ride. Sign in for access to everything you need, plus exclusive offers and more.

[OFFROAD.POLARIS.COM/ACCOUNT](https://offroad.polaris.com/account)



MY GARAGE

- Vehicle Profile & Accessory Details
- Maintenance Schedules
- Schedule Service
- Manuals & Warranty Info



MY RIDES & COMMUNITY

- My Tracked Rides
- My Planned Routes & POIs
- My Community Activities & Events
- Explore Polaris Adventures



MY SHOPPING

- Recommended Accessories
- Purchase History
- My Dealer
- Access to Polaris Pros



CONNECT ONLINE
SEARCH "POLARISORV"



TAKE ON ANY ENVIRONMENT

1 CHOOSE
MODEL

2 CHOOSE
TRIM

3 CHOOSE
COLOR

4 CHOOSE
ACCESSORIES



VISIT [POLARIS.COM/RANGER](https://polaris.com/ranger)
TO SEE VEHICLE OPTIONS AND VIEW ACCESSORIES
ON YOUR NEW MACHINE FROM EVERY ANGLE!

POLARIS
Think Outside