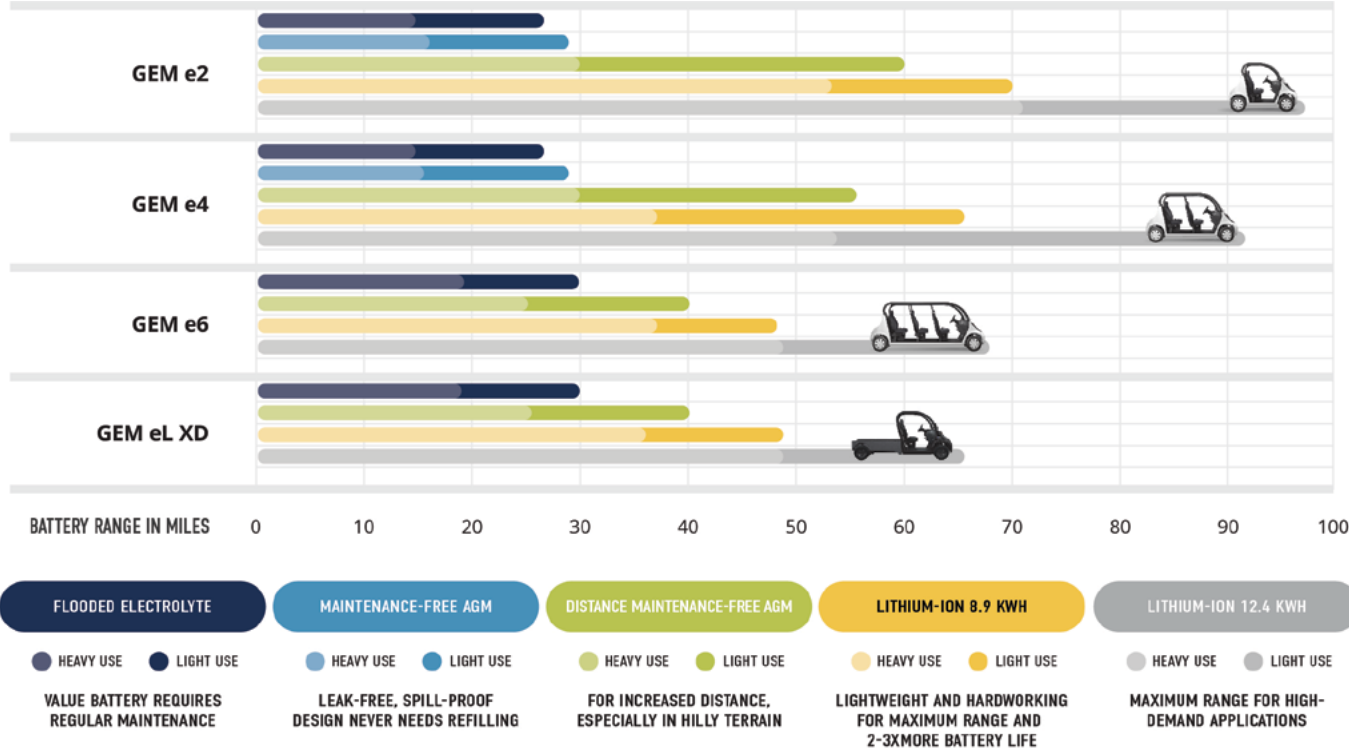


# SMART POWER TO MOVE YOU

Whether you travel just a few miles or drive all day, GEM offers versatile battery and charging options to fit your range requirements and ensure your vehicle will always be ready to move when you need it.

## CHOOSE THE BATTERY RIGHT FOR YOU



■ Range on all Waev® electric vehicles will vary depending on temperature, grade, payload and driving style. Average range value includes testing at 25 mph with 332 lbs of cargo and a stop/start every 1,000 ft on a flat grade.

■ NEV values attained via testing in accordance with NEV America requirements with continuous use on a horizontal grade.



## FAST CHARGE OPTIONS

Be more efficient with these fast, flexible charging options. Both chargers are compatible with standard, maintenance-free or li-ion batteries and allow you to charge your GEM almost anywhere, including public charge stations.

J1772  
3 KW CHARGER

UP TO  
**3X**  
FASTER\*

J1772  
6 KW CHARGER

UP TO  
**6X**  
FASTER\*

\*Compared to standard onboard 1kW charger

Waev LSVs comply with the NHTSA Low Speed Vehicles rules and regulations and can be operated on many streets with posted speed limits of 35 mph or less. Check local laws regarding street use and vehicle equipment requirements. Drivers must be at least 16 years old with a valid driver's license. Driver and passengers should always wear seat belts. Where appropriate for work and riding conditions, helmets and eye protection should also be worn. Never engage in stunt driving, and avoid excessive speeds and sharp turns. Range on all Waev electric vehicles will vary depending on temperature, grade, payload, and driving style. All pricing, specifications, claims, and information contained in this brochure are based on information available at the time of publication. Waev assumes no responsibility for any inaccuracies, opinions, or omissions in those publications. All pricing, specifications, and descriptions are subject to change without notice, and Waev assumes no responsibility for changes in pricing or specifications. Unless otherwise noted, all trademarks are the property of Waev Inc. ©2023 Waev Inc. Part No. 9948152

## DRIVING ON SOLAR

Extend drive time between charges and increase your sustainability efforts by adding solar panels to your vehicle.

## WHY LITHIUM-ION?

- MAXIMUM RANGE
- 2-3X BATTERY LIFE —  
You may never need to replace the battery on your GEM!
- LIGHTER WEIGHT
- BETTER ACCELERATION
- EASY CHARGING:
  - Opportunity charging
  - Improved cold weather operation
  - More flexible charge duration

## PLUS

**NO REGULAR  
MAINTENANCE REQUIRED!**



www.GEMcar.com

GEM® Premium Electric Vehicles

WAEV

Vehicles shown with options and accessories that may not be part of stock packages.

GEM®

# DIFFERENT BY DESIGN

Experience a new way to move with GEM electric & street-legal vehicles.



The image shows three GEM cars parked on a paved driveway in front of a light-colored house with palm trees in the background. The car on the left is blue, the middle one is grey, and the one on the right is teal. The grey car has its side door open, revealing the interior seats. The teal car also has its side door open. The scene is set during the day with soft lighting.

GEM®

# EXPERIENCE GEM®

Whether you're looking to take a family trip to the beach or enjoy a night on the town, GEM will get you there safely and comfortably.

Designed with the passenger experience in mind, GEM offers premium comfort features. Extra legroom, superior suspension and an open-air cab make for an unforgettable ride. All forward-facing seats increase safety and promote connectivity and conversation among passengers.





## COMFORT

Whether you're running errands or cruising around the neighborhood, GEM vehicles are designed with standard comfort features to deliver an unforgettable ride.

## SAFETY

As a low-speed vehicle (LSV), GEM is held to a higher standard than the typical golf cart. GEM exceeds LSV safety standards through several features including an Occupant Protection System (OPS) that is roof crush certified.

## CUSTOM

GEM offers hundreds of configurable options, so you can build a vehicle that fits your needs and your personality.

## BESPOKE AND BEAUTIFUL

GEM vehicles are specially designed by engineers at Waev to offer maximum comfort and safety. It's great for personal transportation around your neighborhood and community.



GEM vehicles feature adjustable sliding seats, creating a personalized feeling of comfort.



GEM offers optional Electronic Power Steering so that you can make effortless turns.



GEM vehicles offer a smooth ride with almost 6" of suspension travel, allowing it to handle all kinds of terrain.



Easily adjust your steering wheel to what fits comfortably.



With its 43" of available legroom and spacious cab, GEM is designed to comfortably seat a person who is 6'8".



GEM's door seal design and structural engineering provide for a weather tight cab and comfortable ride - year round.







e2

This two-seat vehicle offers the smallest footprint and a tight turn radius for limited spaces.



e4

Four forward-facing seats, three-point seat belts and plenty of legroom.



e6

A spacious GEM with seating for six features enhanced suspension for a comfortable and enjoyable ride.

# BECAUSE THE RIDE MATTERS

## GEM® PASSENGER VEHICLES



GEM® e4®

*Illustrated vehicle configurations are subject to change. Contact your dealer for latest product offerings..*



### ENGINEERED FOR COMFORT

- Aluminum frame provides a more spacious interior within the same compact footprint
- Adjustable high back seats fit passengers of all sizes—including people as tall as 6' 8"
- With almost 6" of travel, GEM's suspension delivers a smooth, stable ride.

### BUILT FOR SAFETY

- Street-legal on roads up to 35 mph in most states
- Features three-point seat belts, street tires, glass windshield, LED brake, headlights and turn signals
- Occupant protection system meets SAE roof crush test specifications
- All seats are in cab, and forward facing for the safest and most comfortable experience for all riders



### SUSTAINABLE AND SMART

- A rugged vehicle with quiet, zero-emission electric power and low operating costs
- Versatile battery and charger options fit diverse range requirements
- Plugs into any standard 110-volt outlet



# EXTERIOR FEATURE OPTIONS



## BOLD PAINT COLORS

In addition to white and black exterior colors, GEMs have automotive grade paint options in either gloss or matte finishes in Sunset Red, Navy Blue, Titanium Metallic Gray, Bronson Rock and Orange Rust as well as Radiant Green in a gloss finish for 11 new color options.

## PANORAMIC SKY ROOF

All-new, transparent Panoramic Sky Roof option, utilizes motorcycle windshield technology allowing the modified acrylic roof to span the entire length of the GEM in each model configuration – two, four and six-seat. The roof panels come in translucent smoked gray to help filter sunlight while maintaining a clear, expansive and unique view up.

## SPORT TIRES & RIMS

Customization continues with the addition of black painted 16 inch wheels. The new rims feature bright machined accents and the new sport tire has an aggressive tread pattern for added style.



# INTERIOR FEATURE OPTIONS



## PREMIUM UPHOLSTERY

Individual bucket seats with high backs are ergonomic for ultimate comfort. A new seat pattern is highlighted by three high-end vegan leather fabrics to introduce appealing textures that elevate the style of the seat. The seats are offered in three new color options to add to the customization of each GEM. The weather-resistant, luxe seats can be covered in Beechwood Tan, Avalanche Gray and Black or Beachwood Tan and Black color combinations.

## ROCKFORD FOSGATE AUDIO

The newly designed Rockford Fosgate audio system provides superior sound quality. The Element Ready™ speakers are IPX6 rated meaning they are built to withstand salt, water, dust and UV – all while delivering outdoor audio without needing an amplifier. Passengers experience high-performing surround sound with two speakers in front and two in back. Controlled by an in-dash tuner that is Bluetooth and audio-in compatible, these speakers are built to broadcast audio from your device, or use the built-in AM/FM tuner for the radio.

## INTERIOR FEATURE LIGHTING

New LED feature lighting adds lights under the dash and beneath the seats to illuminate the floor of your GEM. The configurable lights can easily be switched between a brilliant blue ambient light, or a true white task light.

Visit [GEMcar.com](https://www.GEMcar.com) to see the full selection of optional accessories.



# ENDLESS CONFIGURATIONS

## SEE ALL OPTIONS AND ACCESSORIES AT GEMcar.com

No matter where you go, arrive in a vehicle customized for you. Choose the model, color, interior and features that will make your GEM uniquely yours, inside and out.



PREMIUM LED HEADLIGHTS  
(DAYTIME RUNNING LAMPS)

TILT STEERING  
WITH EPS

16" BLACK  
DIAMOND SPORT  
WHEEL & TREAD



S-BED WITH  
SOLID SIDES

FULLY INTEGRATED  
DOORS

STAINLESS STEEL  
BUMPER



WINDSHIELD  
WASHER

ACCESSORY  
PRICE \$171.00

DUAL CUP  
HOLDERS

PANORAMIC SKY  
ROOF

PREMIUM  
VEGAN LEATHER  
UPHOLSTERY

## COLOR OPTIONS



WHITE  
GLOSS



BLACK  
GLOSS



SUNSET  
RED  
MATTE OR  
GLOSS



NAVY  
BLUE  
MATTE OR  
GLOSS



TITANIUM  
METALLIC  
MATTE OR  
GLOSS



RADIANT  
GREEN  
GLOSS



ORANGE  
RUST  
MATTE OR  
GLOSS



BRONSON  
ROCK  
MATTE OR  
GLOSS

## SEAT OPTIONS



TWO-TONE  
GRAY VINYL



PREMIUM  
BEECHWOOD  
TAN



PREMIUM  
BLACK / GRAY




PREMIUM  
BLACK /  
BEECHWOOD  
TAN

## WHEELS & RIMS


With standard or high profile options, style your ride with the right wheels for you.



STANDARD 13"  
WHEELS WITH  
HUBCAP



14" ALUMINUM  
WHEELS & RIMS



16" BLACK  
DIAMOND SPORT  
WHEEL & TREAD

## BUMPERS

Rugged or stainless steel front and rear bumper options add protection and style.



RUGGED



STAINLESS STEEL

## CARGO

Whatever you are hauling, keep cargo secure with a variety of rear-carrier additions.



CARGO BAG



TRUNKBACK



CARGO NET